

A Summary of Price Developments (From 13 September 2017 to 20 September 2017)



Vegetables

- Prices of most varieties of vegetables demonstrated mixed movements in both Pettah and Dambulla markets.



Rice

- Prices of Samba and Nadu increased in both Pettah and Marandaghamula markets.



Fruits

- Prices of Banana (Sour) and Papaw increased in Pettah market due to low supply.



Other

- Prices of Big Onions (Local) continues to decrease in both Pettah and Dambulla markets due to favourable supply developments.

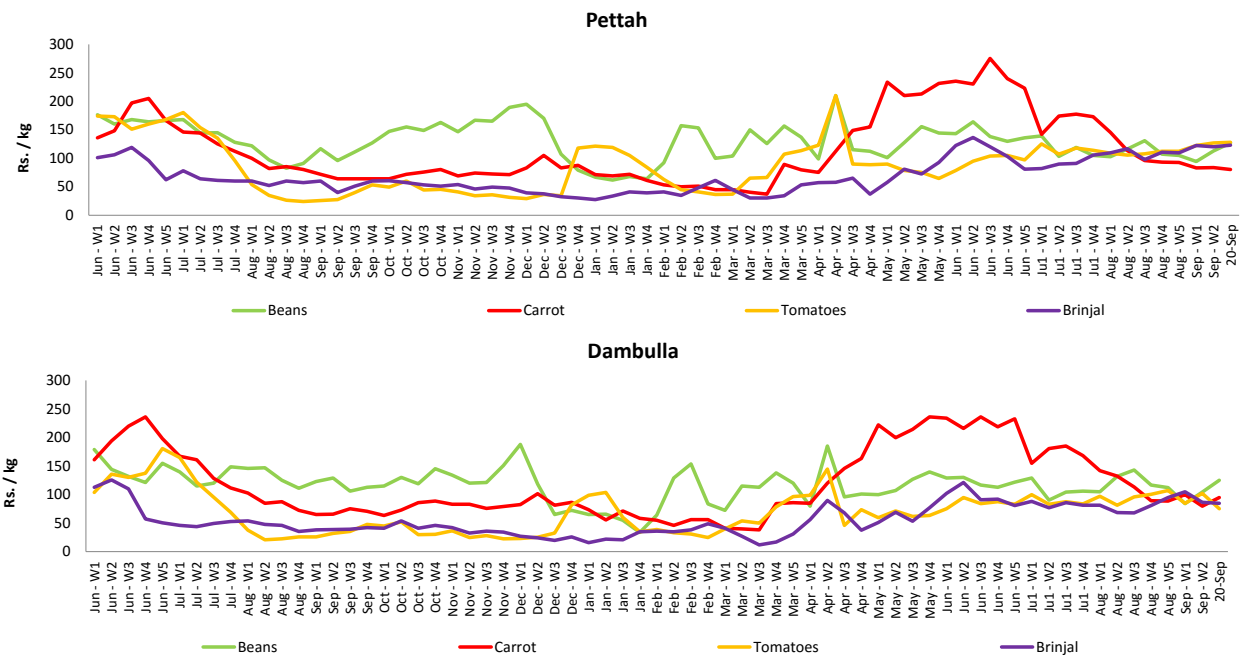
Wholesale and Retail Prices of Selected Food Commodities - 2017/09/20

Vegetables

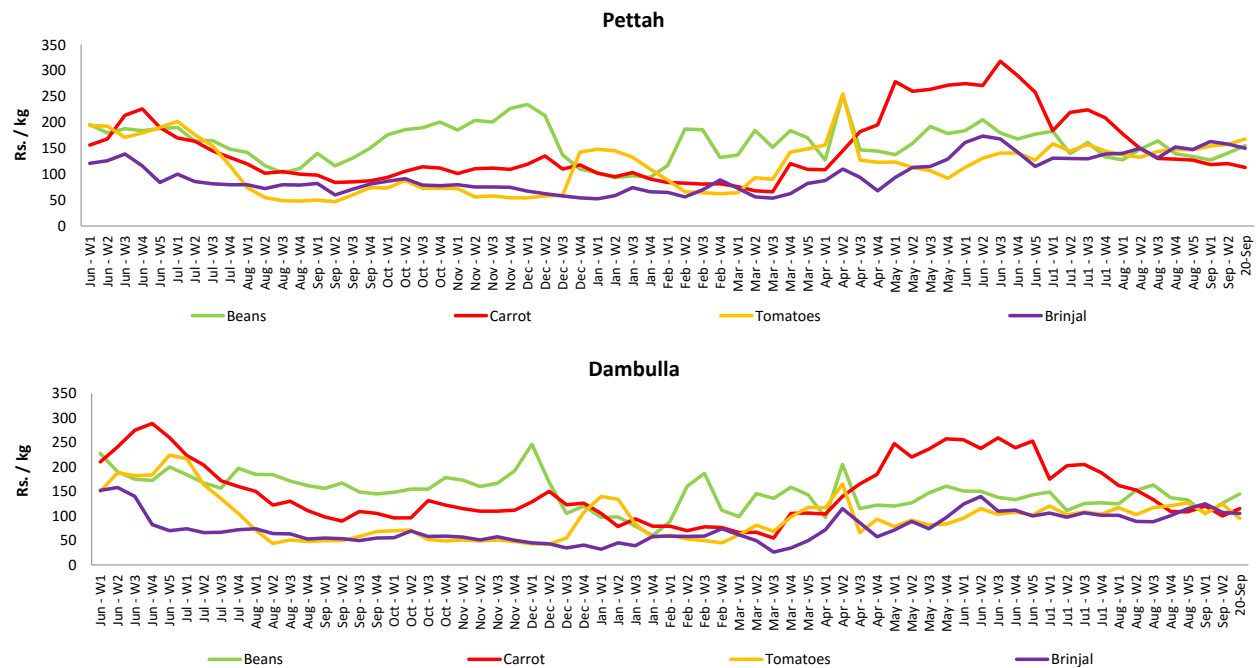
Item	Unit	Wholesale				Retail			
		Pettah		Dambulla		Pettah		Dambulla	
		Previous 5 Days Average	Today	Previous 5 Days Average	Today	Previous 5 Days Average	Today	Previous 5 Days Average	Today
Beans	Rs./Kg	113.00	127.00	119.00	125.00	142.00	155.00	139.00	145.00
Carrot	Rs./Kg	77.00	80.00	86.00	95.00	111.00	113.00	106.00	115.00
Cabbage	Rs./Kg	39.00	45.00	43.00	33.00	70.00	83.00	63.00	53.00
Tomatoes	Rs./Kg	127.00	128.00	101.00	75.00	160.00	168.00	123.00	95.00
Brinjal	Rs./Kg	120.00	123.00	87.00	85.00	154.00	150.00	107.00	105.00
Pumpkin	Rs./Kg	37.00	38.00	32.00	33.00	62.00	63.00	52.00	53.00
Snake gourd	Rs./Kg	91.00	87.00	65.00	58.00	125.00	127.00	85.00	78.00

- Price increased by more than 5% compared to previous week average price.
- Price decreased by more than 5% compared to previous week average price.

Wholesale Prices



Retail Prices



Wholesale and Retail Prices of Selected Food Commodities - 2017/09/20

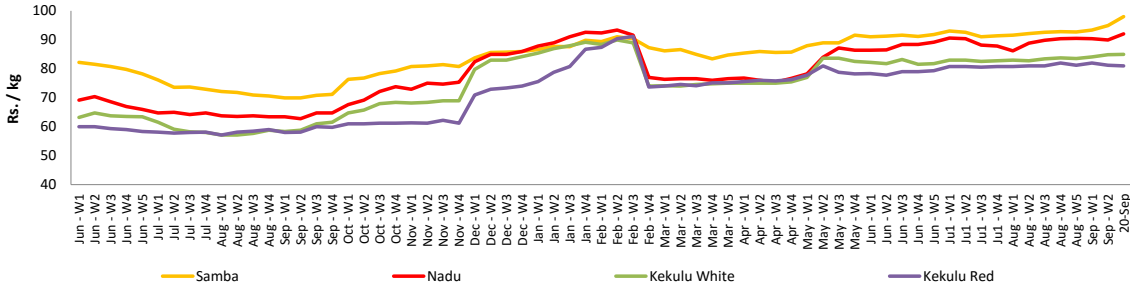
Rice

Item	Unit	Wholesale				Retail	
		Maradaghamula		Pettah		Pettah	
		Previous 5 Days Average	Today	Previous 5 Days Average	Today	Previous 5 Days Average	Today
Samba	Rs./Kg	96.00	98.00	97.00	100.00	102.00	105.00
Nadu	Rs./Kg	90.00	92.00	89.00	90.00	94.00	95.00
Kekulu White	Rs./Kg	85.00	85.00	85.00	86.00	90.00	92.00
Kekulu Red	Rs./Kg	81.00	81.00	81.00	81.00	87.00	89.00

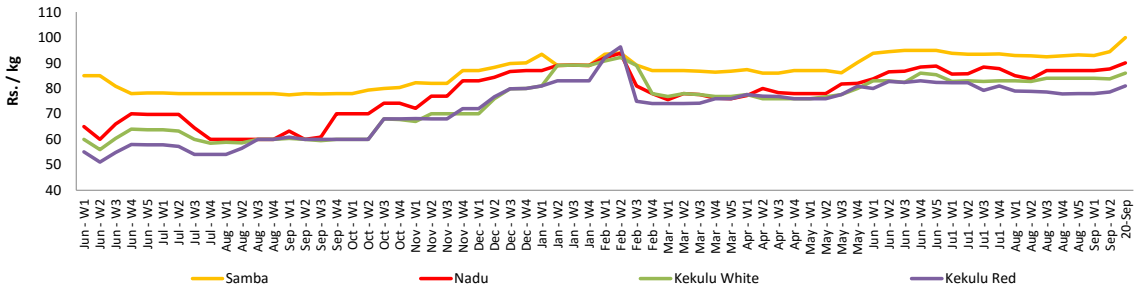
- Price increased by more than 5% compared to previous week average price.
- Price decreased by more than 5% compared to previous week average price.

Wholesale Prices

Marandaghamula

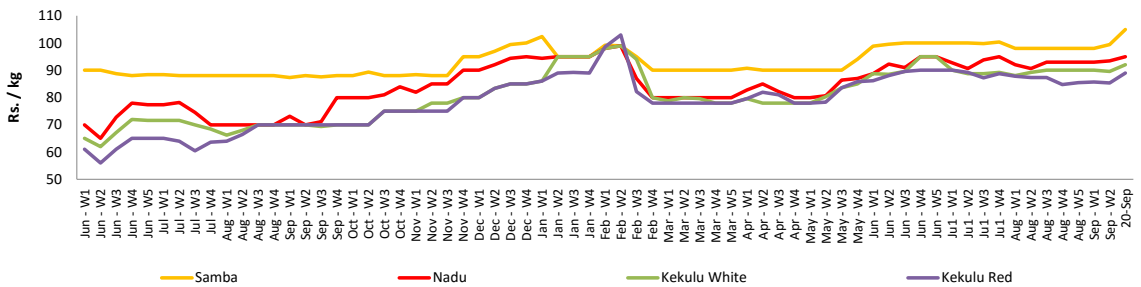


Pettah



Retail Prices

Pettah



Wholesale and Retail Prices of Selected Food Commodities - 2017/09/20

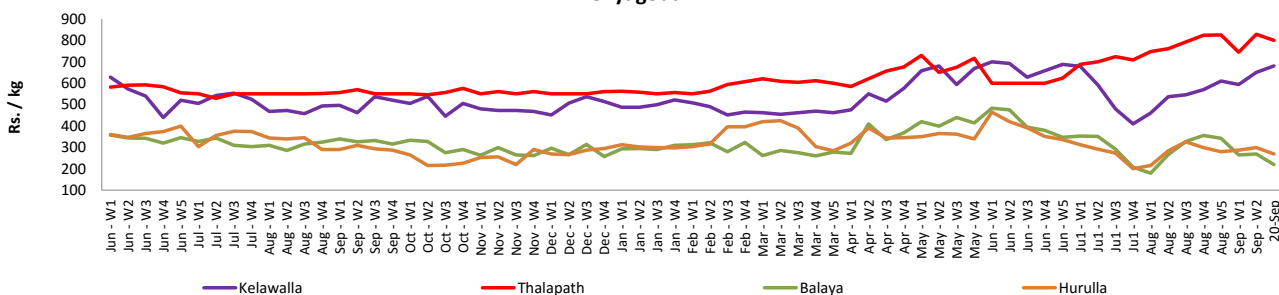
Fish

Item	Unit	Wholesale				Retail			
		Peliyagoda		Negombo		Peliyagoda		Negombo	
		Previous 5 Days Average	Today	Previous 5 Days Average	Today	Previous 5 Days Average	Today	Previous 5 Days Average	Today
Kelawalla	Rs./Kg	652.00	680.00	538.00	600.00	980.00	980.00	740.00	740.00
Thalapath	Rs./Kg	824.00	800.00	618.00	640.00	940.00	900.00	818.00	840.00
Balaya	Rs./Kg	250.00	220.00	212.00	220.00	350.00	320.00	380.00	350.00
Paraw	Rs./Kg	573.00	550.00	520.00	520.00	900.00	880.00	720.00	700.00
Salaya	Rs./Kg	104.00	100.00	104.00	120.00	184.00	180.00	180.00	200.00
Hurulla	Rs./Kg	296.00	270.00	288.00	280.00	396.00	360.00	388.00	380.00

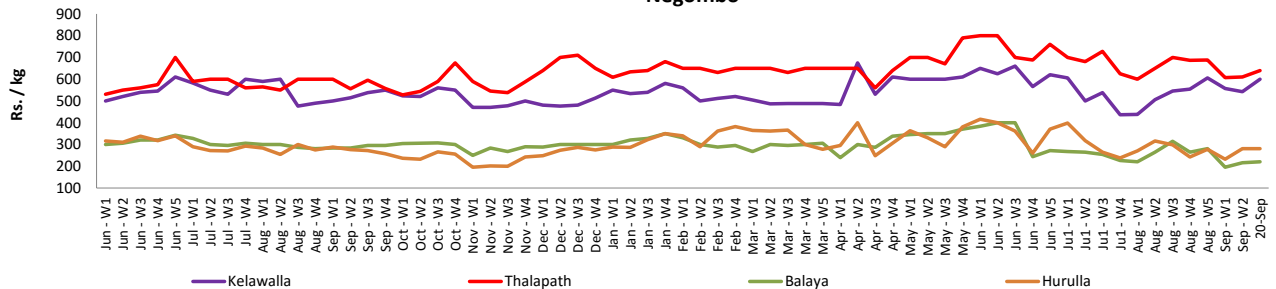
- Price increased by more than 5% compared to previous week average price.
- Price decreased by more than 5% compared to previous week average price.

Wholesale Prices

Peliyagoda

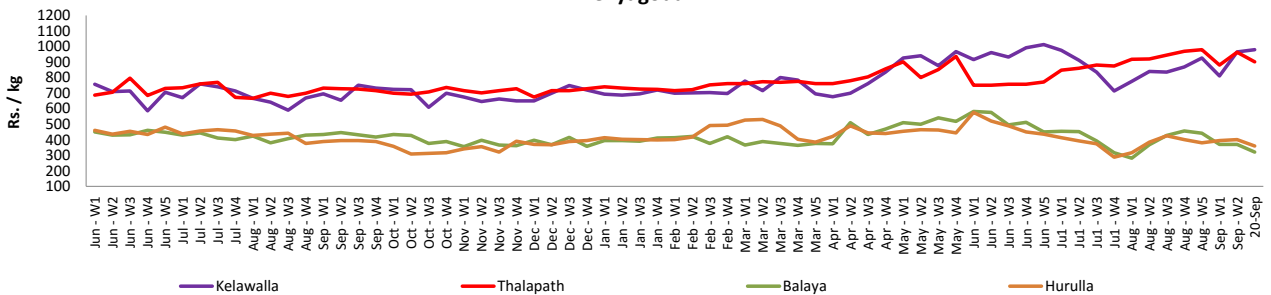


Negombo

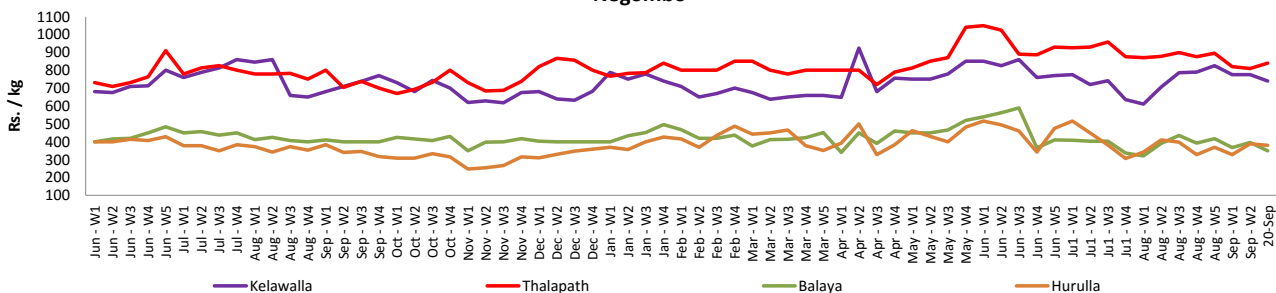


Retail Prices

Peliyagoda



Negombo



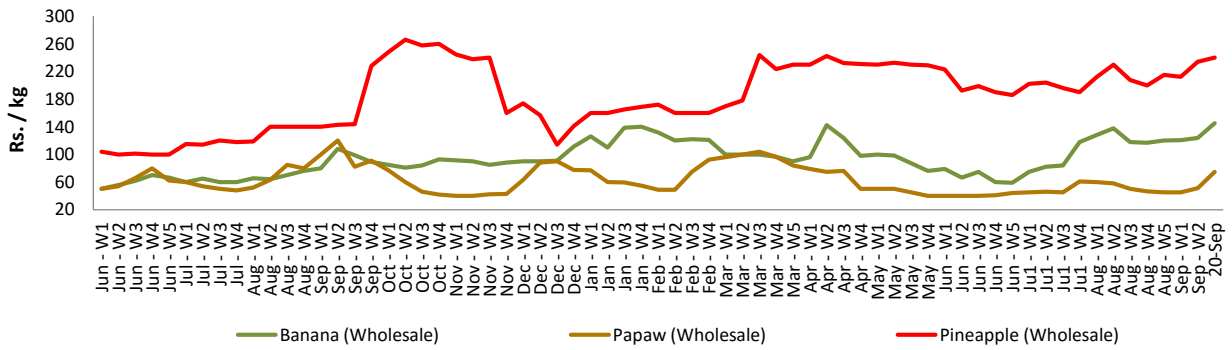
Wholesale and Retail Prices of Selected Food Commodities - 2017/09/20

Fruits

Item	Unit	Wholesale		Retail	
		Pettah			
		Previous 5 Days Average	Today	Previous 5 Days Average	Today
Banana (Sour)	Rs./Kg	132.00	145.00	172.00	190.00
Papaw	Rs./Kg	65.00	75.00	90.00	95.00
Pineapple	Rs./Kg	240.00	240.00	290.00	280.00

- Price increased by more than 5% compared to previous week average price.
- Price decreased by more than 5% compared to previous week average price.

Wholesale - Pettah



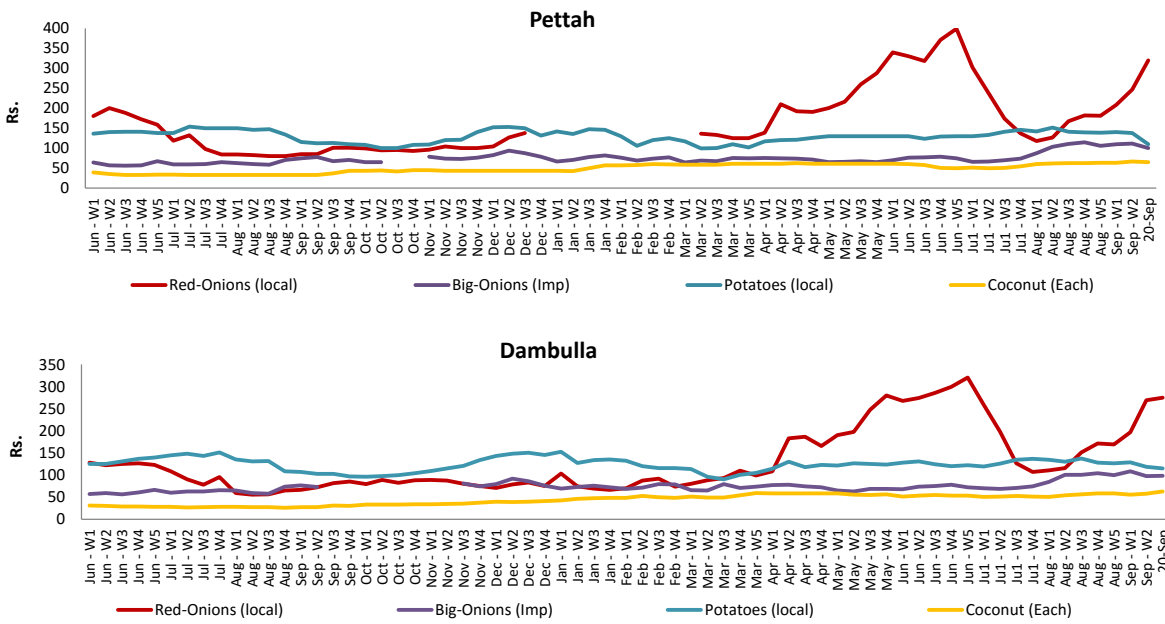
Wholesale and Retail Prices of Selected Food Commodities - 2017/09/20

Other

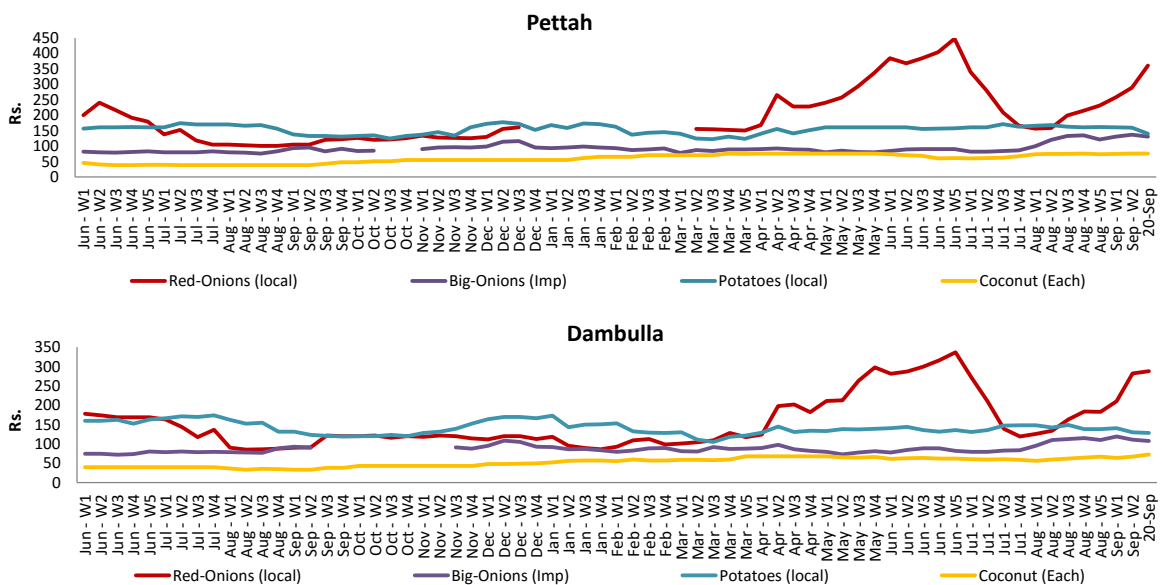
Item	Unit	Wholesale				Retail			
		Pettah		Dambulla		Pettah		Dambulla	
		Previous 5 Days Average	Today	Previous 5 Days Average	Today	Previous 5 Days Average	Today	Previous 5 Days Average	Today
Red-Onions (local)	Rs./Kg	279.00	320.00	280.00	275.00	325.00	360.00	294.00	288.00
Red-Onions (Imp)	Rs./Kg	n.a.	n.a.	n.a.	n.a.	n.a.	n.a.	n.a.	n.a.
Big-Onions (local)	Rs./Kg	113.00	95.00	93.00	68.00	138.00	120.00	105.00	78.00
Big-Onions (Imp)	Rs./Kg	106.00	100.00	92.00	98.00	136.00	130.00	106.00	108.00
Potatoes (local)	Rs./Kg	126.00	110.00	115.00	115.00	151.00	140.00	126.00	128.00
Potatoes (Imp)	Rs./Kg	83.00	80.00			105.00	100.00		
Dried Chillies (Imp)	Rs./Kg	190.00	190.00	175.00	168.00	226.00	230.00	187.00	178.00
Coconut	Rs./Nut	66.00	65.00	60.00	63.00	76.00	75.00	69.00	73.00
Coconut oil	Rs./Ltr	348.00	340.00			368.00	360.00		
Dhal	Rs./Kg	134.00	135.00			150.00	150.00		
Sugar	Rs./Kg	104.00	104.00			112.00	110.00		
Eggs	Rs./Each	11.85	12.00			12.80	13.00		
Katta	Rs./Kg	880.00	900.00			930.00	950.00		
Sprats	Rs./Kg	500.00	500.00			550.00	550.00		

- Price increased by more than 5% compared to previous week average price.
- Price decreased by more than 5% compared to previous week average price.

Wholesale Prices



Retail Prices



* Prices of food commodities may vary due to quality and markets among other factors.