

A Summary of Price Developments (From 12 September 2017 to 19 September 2017)



Vegetables

- Prices of most varieties of vegetables demonstrated mixed movements in both Pettah and Dambulla markets.



Rice

- Prices of Samba, Nadu and Kekulu (Red) increased in both Pettah and Marandagahamula markets.



Fruits

- Prices of Banana (Sour) and Papaw increased in Pettah market due to low supply.



Other

- Prices of Big Onions and Potatoes decreased in Pettah market due to favourable supply developments.

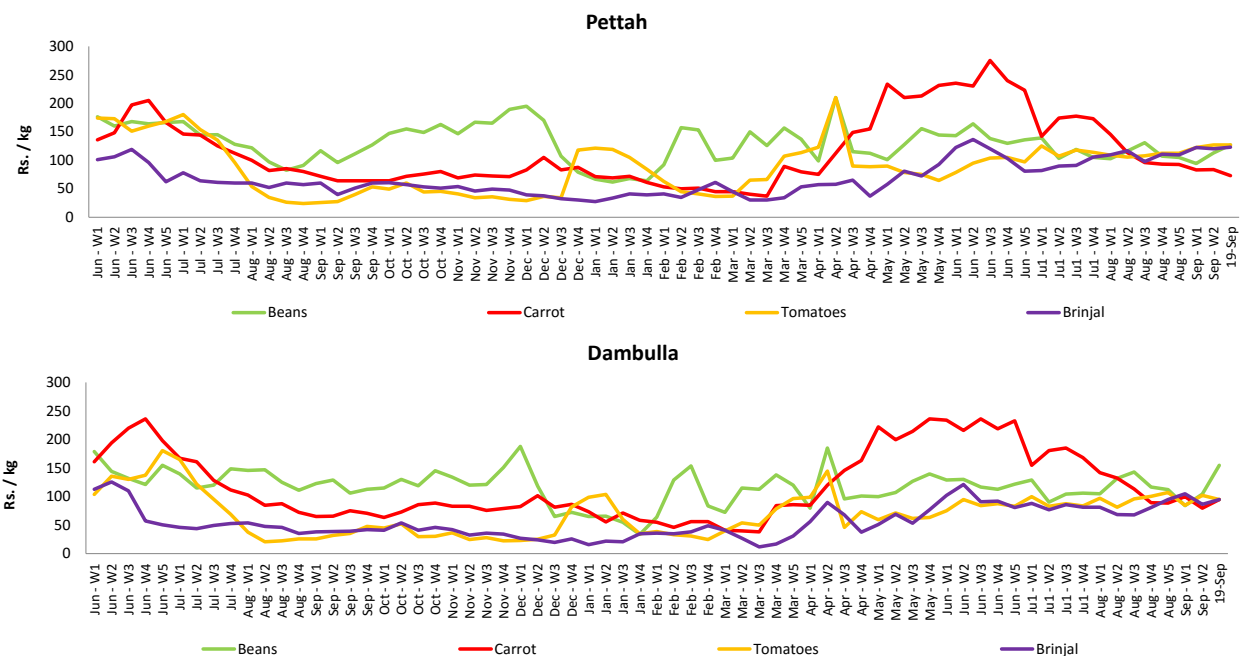
Wholesale and Retail Prices of Selected Food Commodities - 2017/09/19

Vegetables

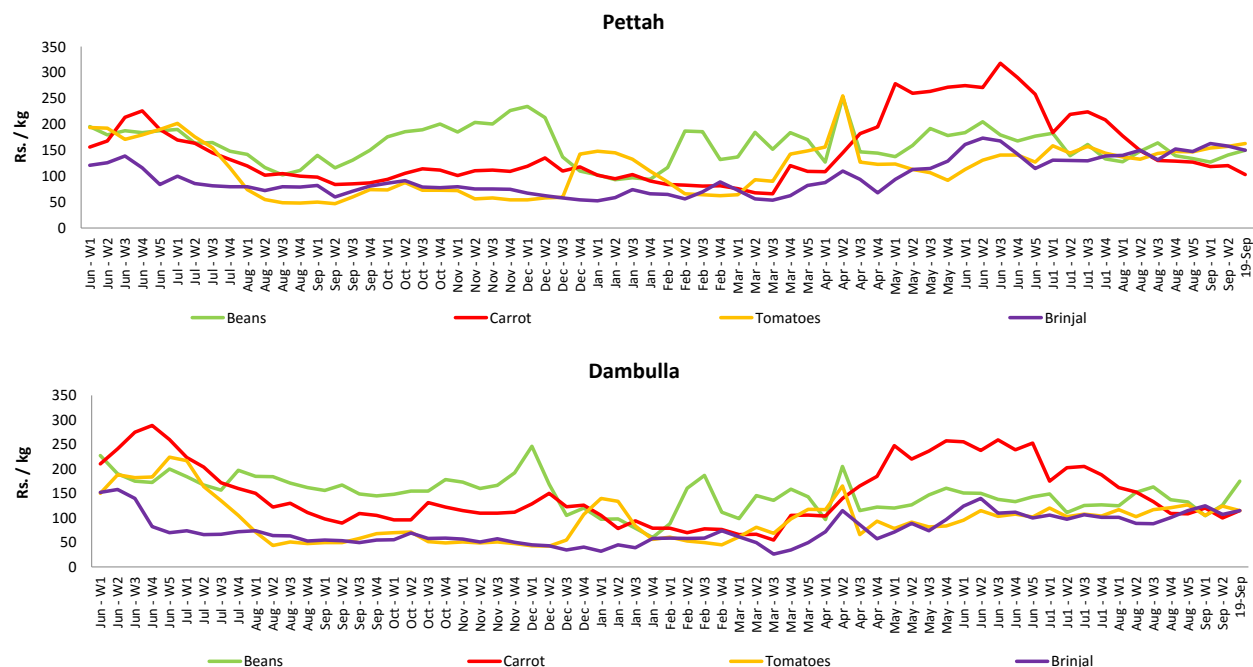
Item	Unit	Wholesale				Retail			
		Pettah		Dambulla		Pettah		Dambulla	
		Previous 5 Days Average	Today	Previous 5 Days Average	Today	Previous 5 Days Average	Today	Previous 5 Days Average	Today
Beans	Rs./Kg	113.00	127.00	110.00	155.00	141.00	150.00	131.00	175.00
Carrot	Rs./Kg	81.00	73.00	88.00	95.00	116.00	103.00	108.00	115.00
Cabbage	Rs./Kg	40.00	40.00	44.00	33.00	71.00	75.00	64.00	53.00
Tomatoes	Rs./Kg	126.00	127.00	103.00	95.00	158.00	163.00	125.00	115.00
Brinjal	Rs./Kg	122.00	123.00	87.00	95.00	158.00	150.00	107.00	115.00
Pumpkin	Rs./Kg	36.00	38.00	30.00	33.00	62.00	67.00	50.00	53.00
Snake gourd	Rs./Kg	91.00	100.00	63.00	65.00	123.00	140.00	83.00	85.00

- Price increased by more than 5% compared to previous week average price.
- Price decreased by more than 5% compared to previous week average price.

Wholesale Prices



Retail Prices



Wholesale and Retail Prices of Selected Food Commodities - 2017/09/19

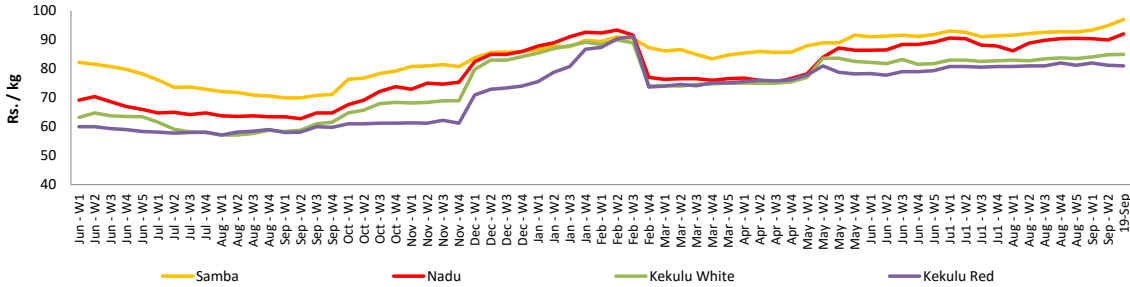
Rice

Item	Unit	Wholesale				Retail	
		Maradaghamula		Pettah		Pettah	
		Previous 5 Days Average	Today	Previous 5 Days Average	Today	Previous 5 Days Average	Today
Samba	Rs./Kg	95.00	97.00	96.00	100.00	101.00	105.00
Nadu	Rs./Kg	90.00	92.00	88.00	90.00	94.00	95.00
Kekulu White	Rs./Kg	85.00	85.00	84.00	86.00	90.00	92.00
Kekulu Red	Rs./Kg	81.00	81.00	80.00	83.00	86.00	88.00

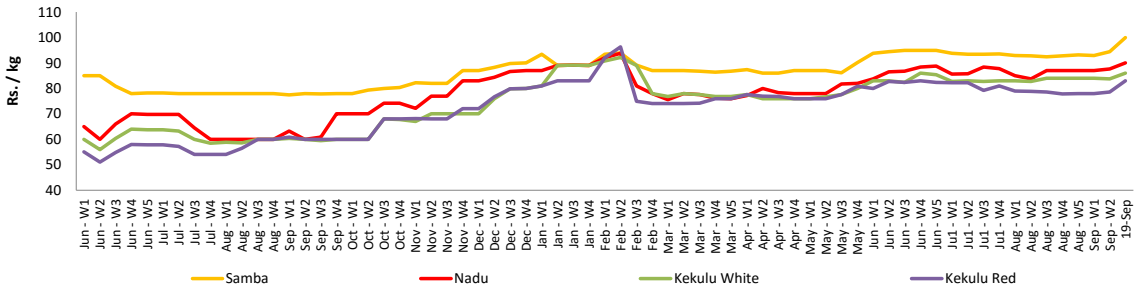
- Price increased by more than 5% compared to previous week average price.
- Price decreased by more than 5% compared to previous week average price.

Wholesale Prices

Maradaghamula

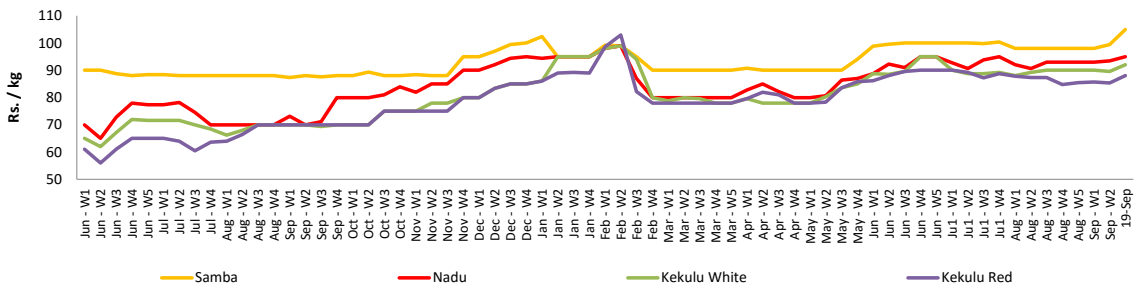


Pettah



Retail Prices

Pettah



Wholesale and Retail Prices of Selected Food Commodities - 2017/09/19

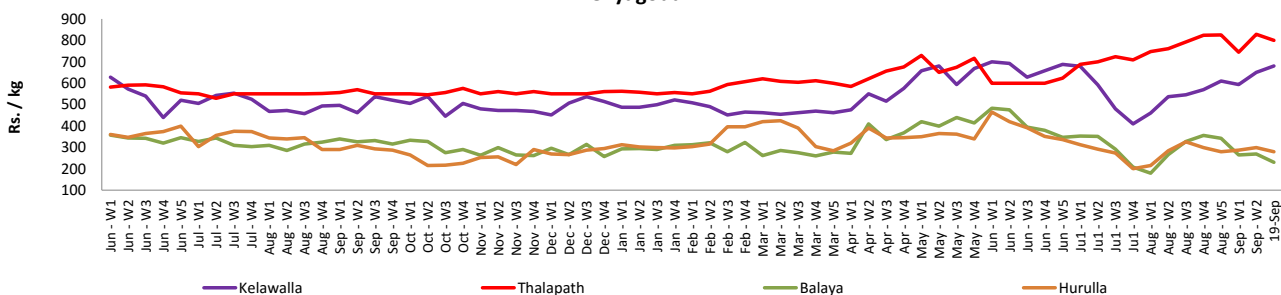
Fish

Item	Unit	Wholesale				Retail			
		Peliyagoda		Negombo		Peliyagoda		Negombo	
		Previous 5 Days Average	Today	Previous 5 Days Average	Today	Previous 5 Days Average	Today	Previous 5 Days Average	Today
Kelawalla	Rs./Kg	646.00	680.00	542.00	530.00	980.00	980.00	760.00	700.00
Thalapath	Rs./Kg	832.00	800.00	614.00	620.00	956.00	900.00	814.00	820.00
Balaya	Rs./Kg	263.00	230.00	220.00	180.00	363.00	330.00	400.00	300.00
Paraw	Rs./Kg	590.00	550.00	530.00	500.00	907.00	880.00	730.00	700.00
Salaya	Rs./Kg	108.00	100.00	104.00	100.00	188.00	180.00	176.00	180.00
Hurulla	Rs./Kg	300.00	280.00	284.00	300.00	400.00	380.00	388.00	400.00

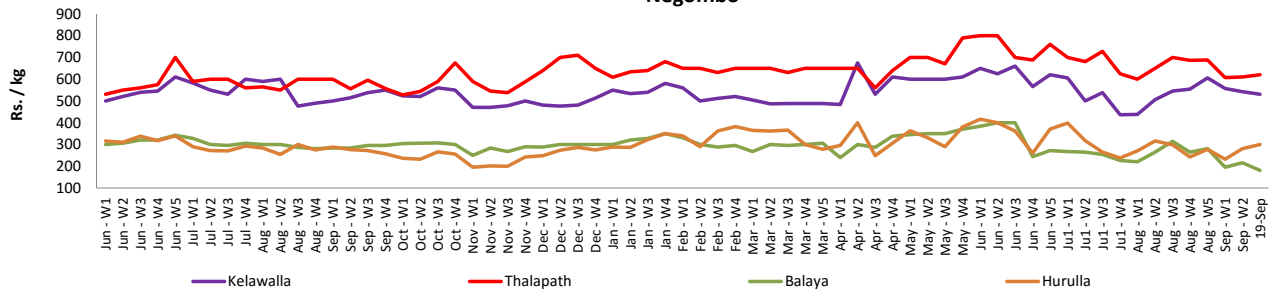
- Price increased by more than 5% compared to previous week average price.
- Price decreased by more than 5% compared to previous week average price.

Wholesale Prices

Peliyagoda

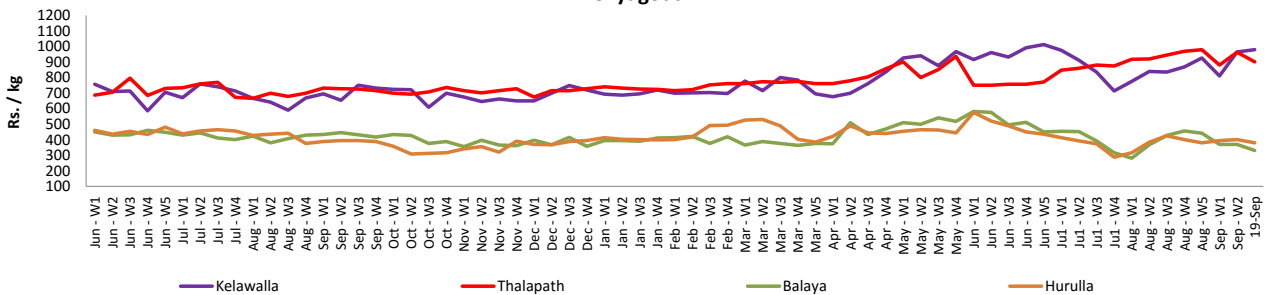


Negombo

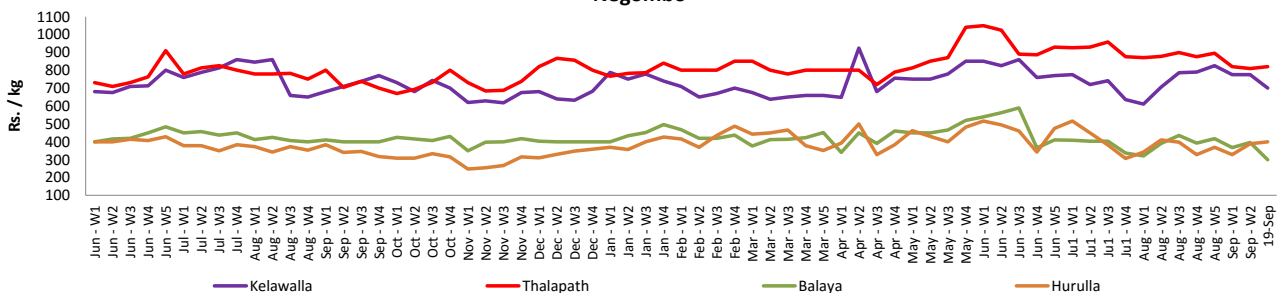


Retail Prices

Peliyagoda



Negombo



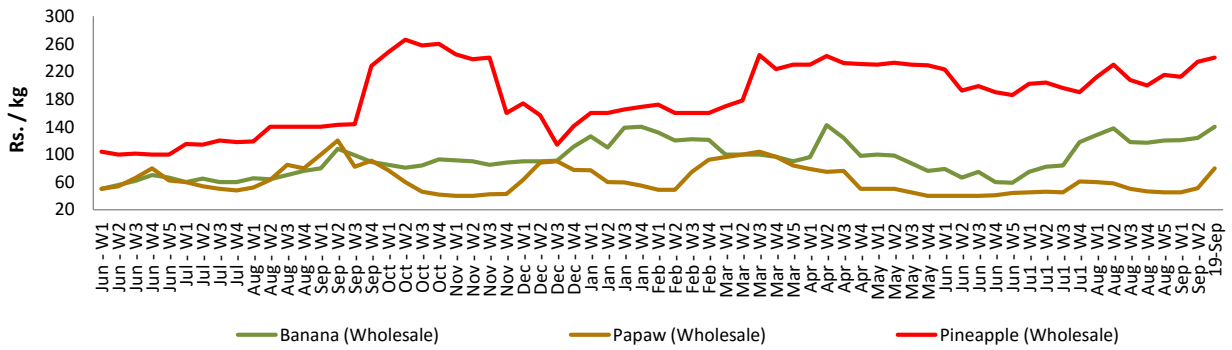
Wholesale and Retail Prices of Selected Food Commodities - 2017/09/19

Fruits

Item	Unit	Wholesale		Retail	
		Pettah			
		Previous 5 Days Average	Today	Previous 5 Days Average	Today
Banana (Sour)	Rs./Kg	128.00	140.00	168.00	180.00
Papaw	Rs./Kg	58.00	80.00	85.00	100.00
Pineapple	Rs./Kg	240.00	240.00	290.00	290.00

- Price increased by more than 5% compared to previous week average price.
- Price decreased by more than 5% compared to previous week average price.

Wholesale - Pettah



Wholesale and Retail Prices of Selected Food Commodities - 2017/09/19

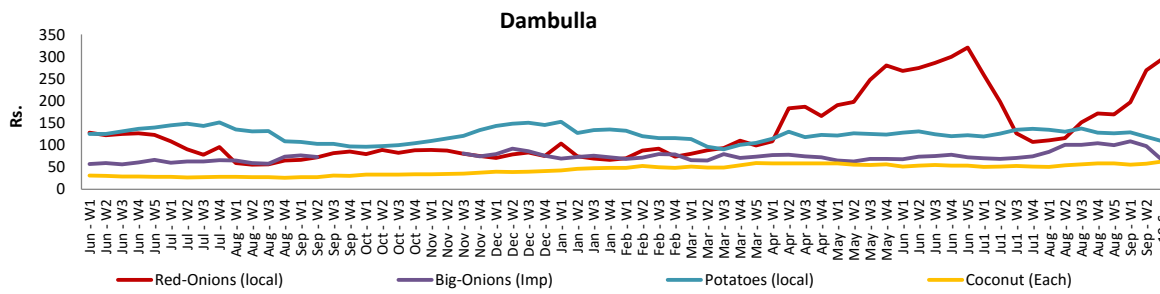
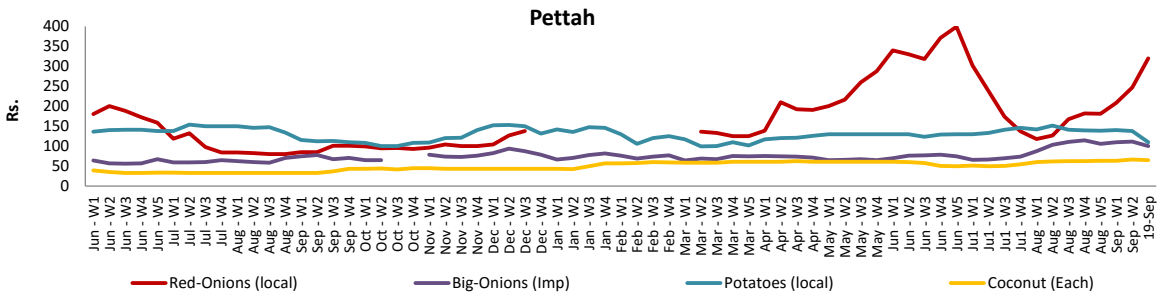
Other

Item	Unit	Wholesale				Retail			
		Pettah		Dambulla		Pettah		Dambulla	
		Previous 5 Days Average	Today	Previous 5 Days Average	Today	Previous 5 Days Average	Today	Previous 5 Days Average	Today
Red-Onions (local)	Rs./Kg	263.00	320.00	268.00	295.00	307.00	360.00	282.00	308.00
Red-Onions (Imp)	Rs./Kg	n.a.	n.a.	n.a.	n.a.	n.a.	n.a.	n.a.	n.a.
Big-Onions (local)	Rs./Kg	120.00	100.00	94.00	83.00	142.00	130.00	106.00	93.00
Big-Onions (Imp)	Rs./Kg	110.00	100.00	99.00	65.00	137.00	130.00	114.00	78.00
Potatoes (local)	Rs./Kg	132.00	110.00	118.00	108.00	155.00	140.00	130.00	118.00
Potatoes (Imp)	Rs./Kg	84.00	80.00			105.00	100.00		
Dried Chillies (Imp)	Rs./Kg	190.00	190.00	175.00	175.00	224.00	230.00	187.00	188.00
Coconut	Rs./Nut	66.00	65.00	59.00	63.00	76.00	75.00	68.00	73.00
Coconut oil	Rs./Ltr	352.00	340.00			372.00	360.00		
Dhal	Rs./Kg	134.00	135.00			150.00	150.00		
Sugar	Rs./Kg	105.00	104.00			113.00	110.00		
Eggs	Rs./Each	11.85	12.00			12.80	13.00		
Katta	Rs./Kg	870.00	900.00			920.00	950.00		
Sprats	Rs./Kg	500.00	500.00			550.00	550.00		

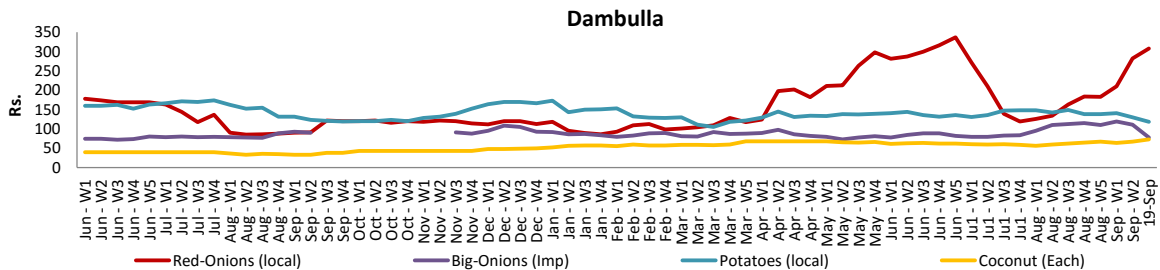
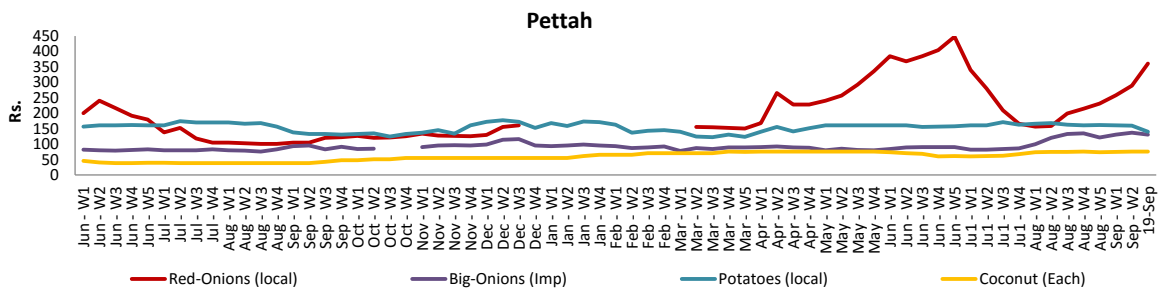
Price increased by more than 5% compared to previous week average price.

Price decreased by more than 5% compared to previous week average price.

Wholesale Prices



Retail Prices



* Prices of food commodities may vary due to quality and markets among other factors.