

A Summary of Price Developments (From 11 September 2017 to 18 September 2017)



Vegetables

- Prices of most varieties of vegetables demonstrated mixed movements in both Pettah and Dambulla markets.



Rice

- Prices of Samba, Nadu and Kekulu (Red) increased in Pettah market in both Pettah and Marandaghamula markets.



Fruits

- Prices of Banana (Sour) and Papaw increased in Pettah market due to low supply.



Other

- Prices of Big Onions and Potatoes decreased in Pettah market due to high supply.

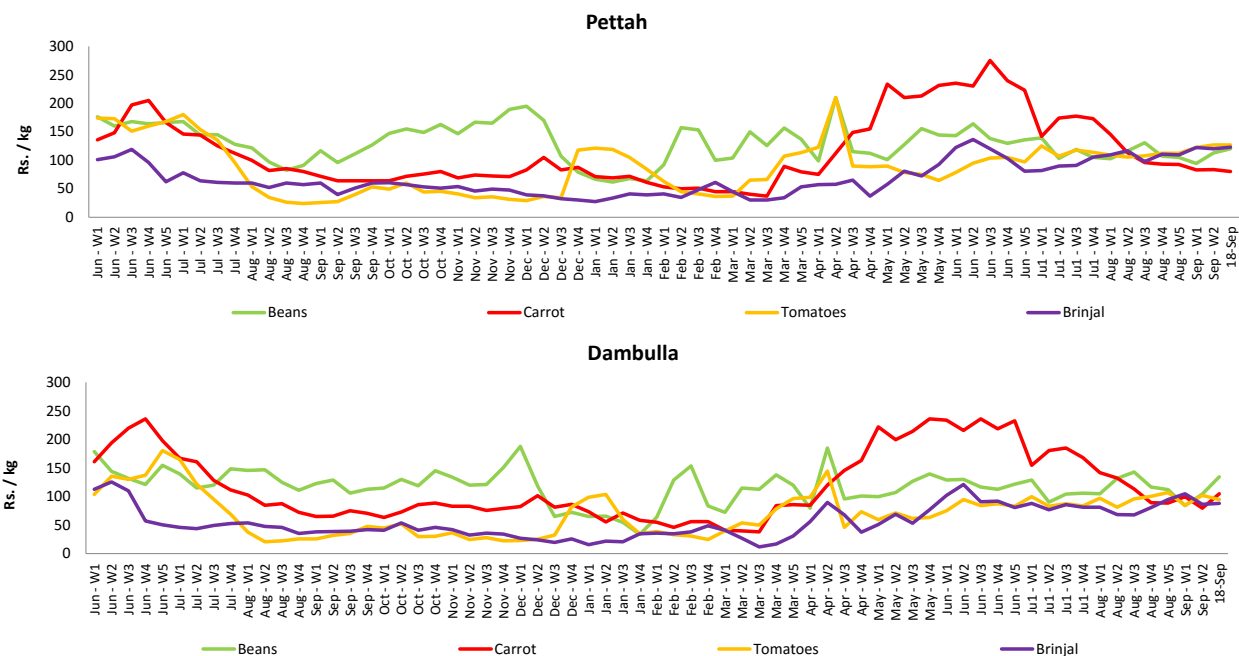
Wholesale and Retail Prices of Selected Food Commodities - 2017/09/18

Vegetables

Item	Unit	Wholesale				Retail			
		Pettah		Dambulla		Pettah		Dambulla	
		Previous 5 Days Average	Today	Previous 5 Days Average	Today	Previous 5 Days Average	Today	Previous 5 Days Average	Today
Beans	Rs./Kg	113.00	120.00	105.00	135.00	141.00	150.00	126.00	155.00
Carrot	Rs./Kg	84.00	80.00	80.00	105.00	120.00	110.00	100.00	125.00
Cabbage	Rs./Kg	40.00	45.00	42.00	43.00	72.00	75.00	62.00	63.00
Tomatoes	Rs./Kg	127.00	127.00	102.00	95.00	158.00	170.00	124.00	115.00
Brinjal	Rs./Kg	120.00	123.00	87.00	88.00	158.00	160.00	107.00	108.00
Pumpkin	Rs./Kg	36.00	38.00	30.00	28.00	63.00	67.00	50.00	48.00
Snake gourd	Rs./Kg	91.00	87.00	66.00	63.00	123.00	127.00	86.00	83.00

- Price increased by more than 5% compared to previous week average price.
- Price decreased by more than 5% compared to previous week average price.

Wholesale Prices



Wholesale and Retail Prices of Selected Food Commodities - 2017/09/18

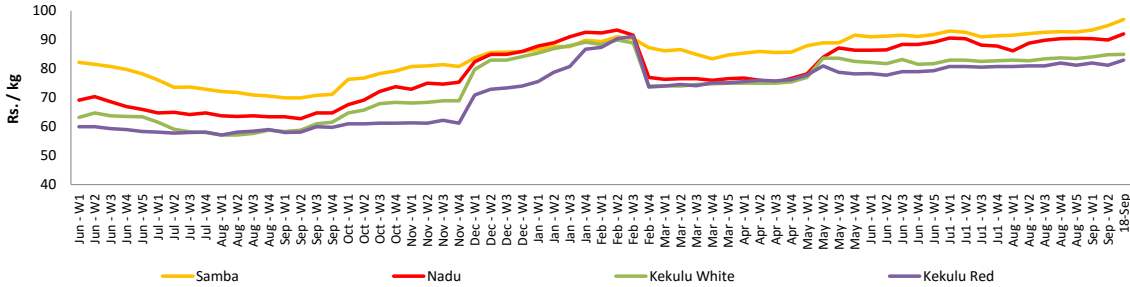
Rice

Item	Unit	Wholesale				Retail	
		Maradaghamula		Pettah		Pettah	
		Previous 5 Days Average	Today	Previous 5 Days Average	Today	Previous 5 Days Average	Today
Samba	Rs./Kg	95.00	97.00	94.00	100.00	99.00	105.00
Nadu	Rs./Kg	90.00	92.00	88.00	90.00	93.00	95.00
Kekulu White	Rs./Kg	85.00	85.00	84.00	86.00	90.00	92.00
Kekulu Red	Rs./Kg	81.00	83.00	79.00	83.00	85.00	88.00

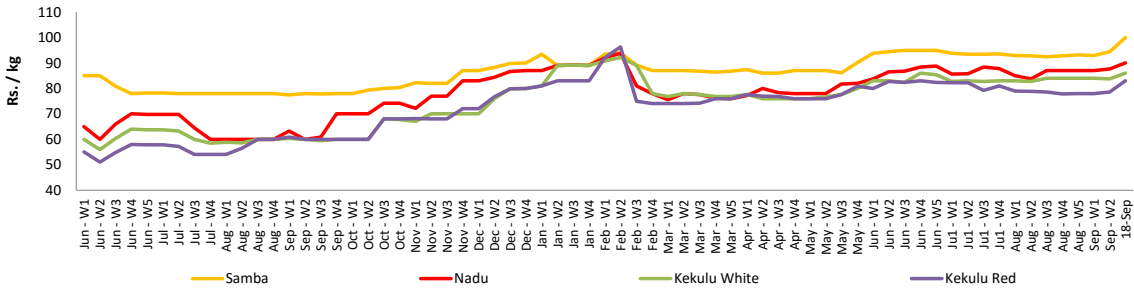
- Price increased by more than 5% compared to previous week average price.
- Price decreased by more than 5% compared to previous week average price.

Wholesale Prices

Maradaghamula

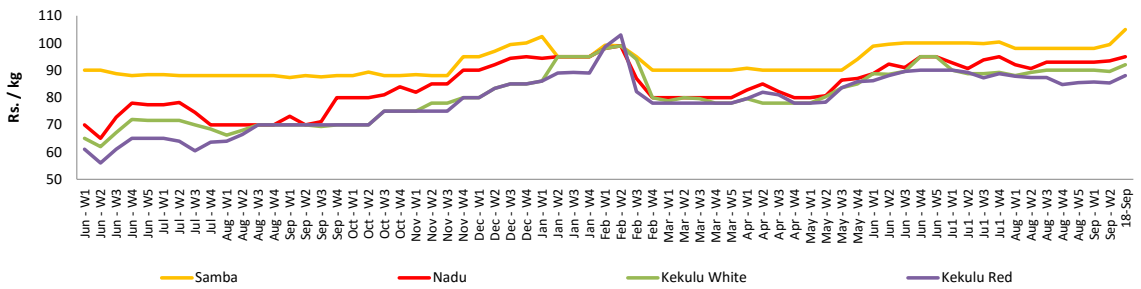


Pettah



Retail Prices

Pettah



Wholesale and Retail Prices of Selected Food Commodities - 2017/09/18

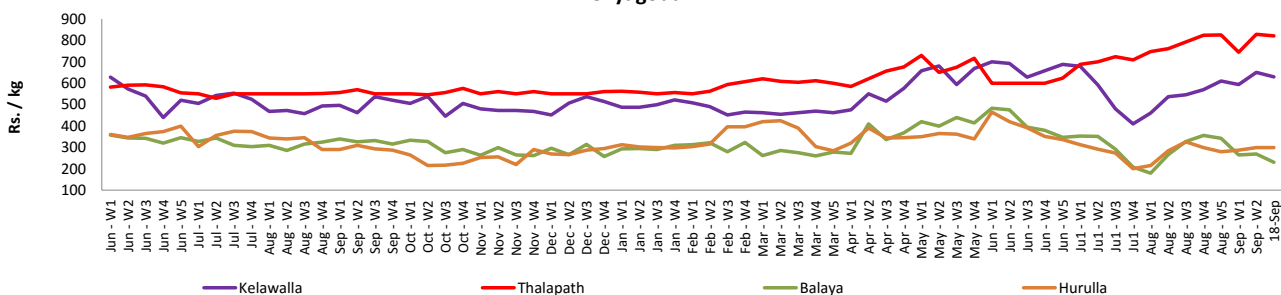
Fish

Item	Unit	Wholesale				Retail			
		Peliyagoda		Negombo		Peliyagoda		Negombo	
		Previous 5 Days Average	Today	Previous 5 Days Average	Today	Previous 5 Days Average	Today	Previous 5 Days Average	Today
Kelawalla	Rs./Kg	650.00	630.00	542.00	530.00	964.00	980.00	776.00	700.00
Thalapath	Rs./Kg	828.00	820.00	610.00	620.00	962.00	920.00	810.00	820.00
Balaya	Rs./Kg	270.00	230.00	216.00	220.00	370.00	330.00	396.00	400.00
Paraw	Rs./Kg	607.00	550.00	540.00	500.00	913.00	880.00	740.00	700.00
Salaya	Rs./Kg	112.00	100.00	104.00	100.00	192.00	180.00	170.00	180.00
Hurulla	Rs./Kg	300.00	300.00	280.00	300.00	400.00	400.00	388.00	400.00

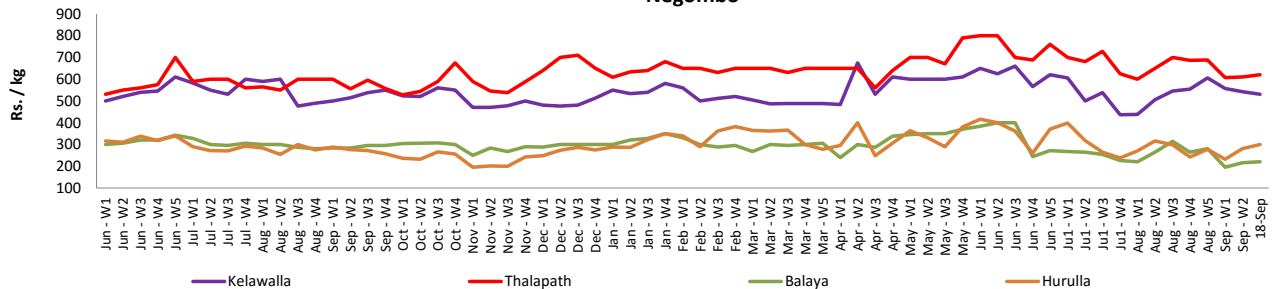
- Price increased by more than 5% compared to previous week average price.
- Price decreased by more than 5% compared to previous week average price.

Wholesale Prices

Peliyagoda

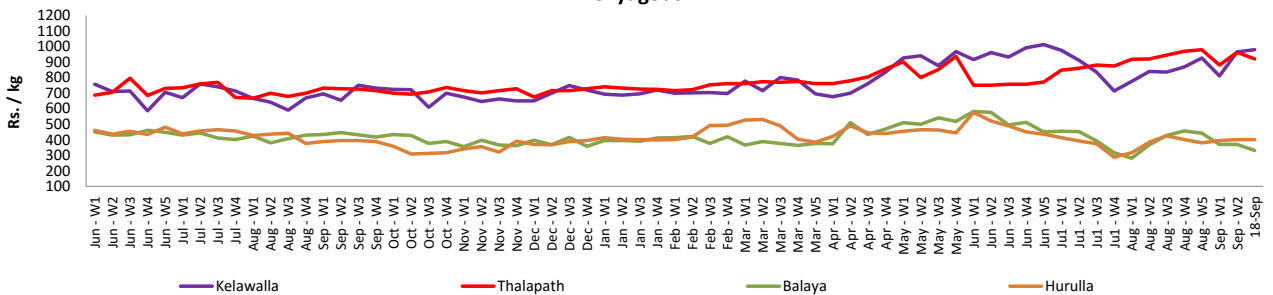


Negombo

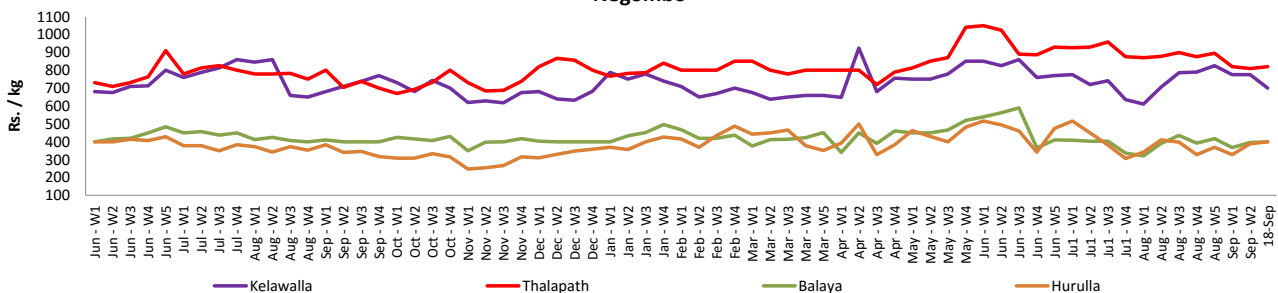


Retail Prices

Peliyagoda



Negombo



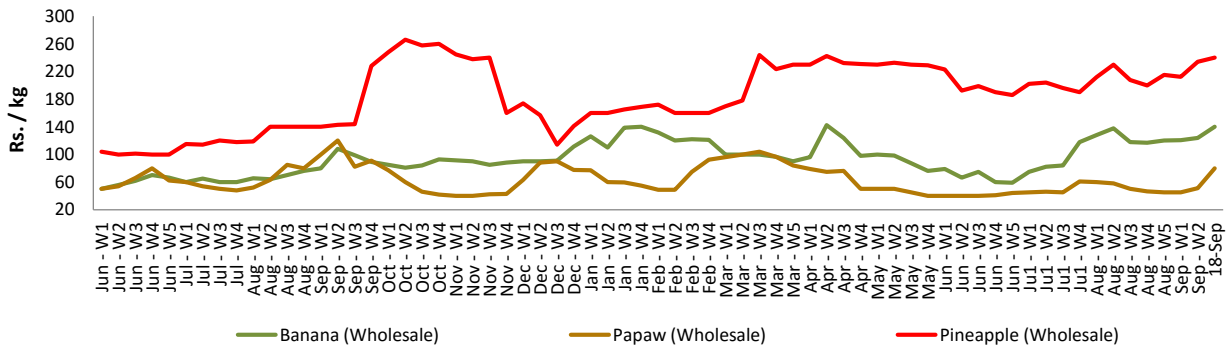
Wholesale and Retail Prices of Selected Food Commodities - 2017/09/18

Fruits

Item	Unit	Wholesale		Retail	
		Pettah			
		Previous 5 Days Average	Today	Previous 5 Days Average	Today
Banana (Sour)	Rs./Kg	124.00	140.00	164.00	180.00
Papaw	Rs./Kg	51.00	80.00	80.00	100.00
Pineapple	Rs./Kg	234.00	240.00	288.00	290.00

- Price increased by more than 5% compared to previous week average price.
- Price decreased by more than 5% compared to previous week average price.

Wholesale - Pettah



Wholesale and Retail Prices of Selected Food Commodities - 2017/09/18

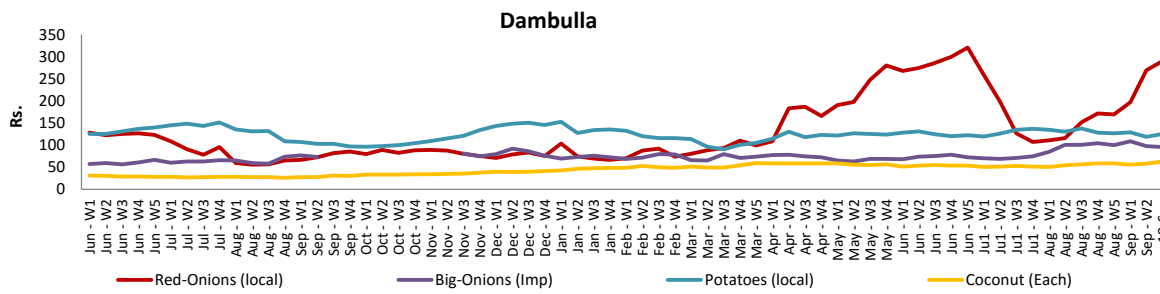
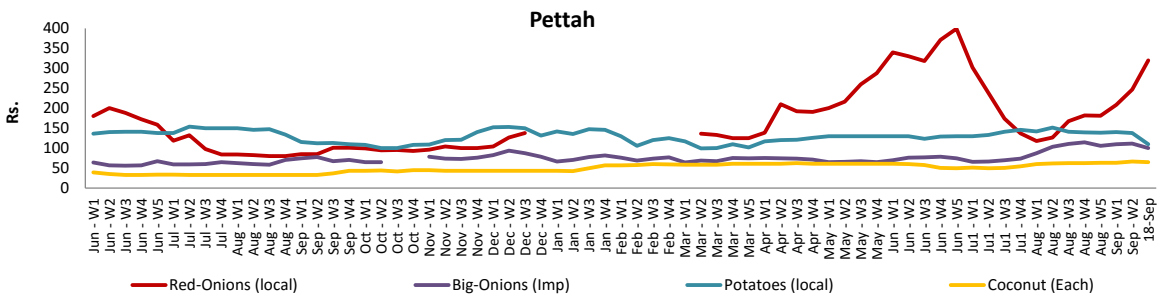
Other

Item	Unit	Wholesale				Retail			
		Pettah		Dambulla		Pettah		Dambulla	
		Previous 5 Days Average	Today	Previous 5 Days Average	Today	Previous 5 Days Average	Today	Previous 5 Days Average	Today
Red-Onions (local)	Rs./Kg	247.00	320.00	269.00	290.00	289.00	360.00	282.00	308.00
Red-Onions (Imp)	Rs./Kg	n.a.	n.a.	n.a.	n.a.	n.a.	n.a.	n.a.	n.a.
Big-Onions (local)	Rs./Kg	126.00	100.00	102.00	73.00	146.00	130.00	114.00	83.00
Big-Onions (Imp)	Rs./Kg	112.00	100.00	98.00	95.00	137.00	130.00	111.00	108.00
Potatoes (local)	Rs./Kg	138.00	110.00	118.00	125.00	159.00	140.00	130.00	138.00
Potatoes (Imp)	Rs./Kg	85.00	80.00			105.00	100.00		
Dried Chillies (Imp)	Rs./Kg	190.00	190.00	176.00	173.00	222.00	230.00	188.00	183.00
Coconut	Rs./Nut	66.00	65.00	58.00	63.00	76.00	75.00	67.00	73.00
Coconut oil	Rs./Ltr	356.00	340.00			376.00	360.00		
Dhal	Rs./Kg	134.00	135.00			150.00	150.00		
Sugar	Rs./Kg	105.00	104.00			114.00	110.00		
Eggs	Rs./Each	11.75	12.00			12.70	13.00		
Katta	Rs./Kg	860.00	900.00			910.00	950.00		
Sprats	Rs./Kg	500.00	500.00			550.00	550.00		

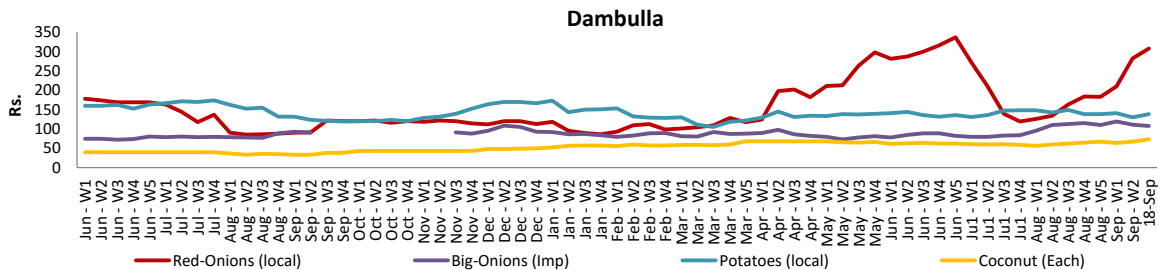
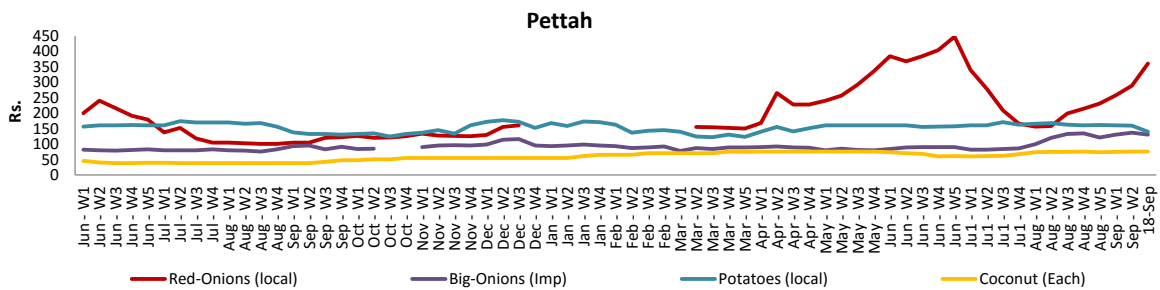
Price increased by more than 5% compared to previous week average price.

Price decreased by more than 5% compared to previous week average price.

Wholesale Prices



Retail Prices



* Prices of food commodities may vary due to quality and markets among other factors.