

## A Summary of Price Developments (From 08 September 2017 to 15 September 2017)



### Vegetables

- Prices of most varieties of vegetables demonstrated mixed movements in both Pettah and Dambulla markets.



### Rice

- Prices of Samba and Nadu increased in Pettah market.



### Fruits

- Prices of Banana (Sour) and Papaw increased in Pettah market due to low supply.



### Other

- Prices of Coconut increased in both Pettah and Dambulla markets due to low supply conditions.

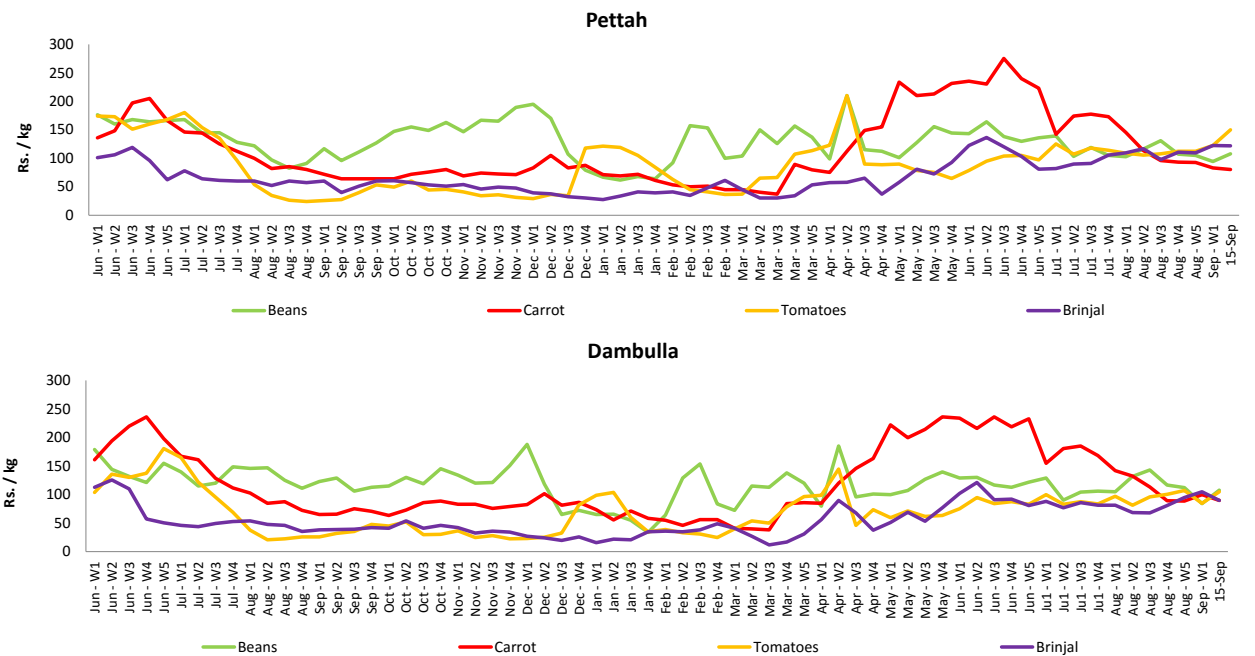
# Wholesale and Retail Prices of Selected Food Commodities - 2017/09/15

## Vegetables

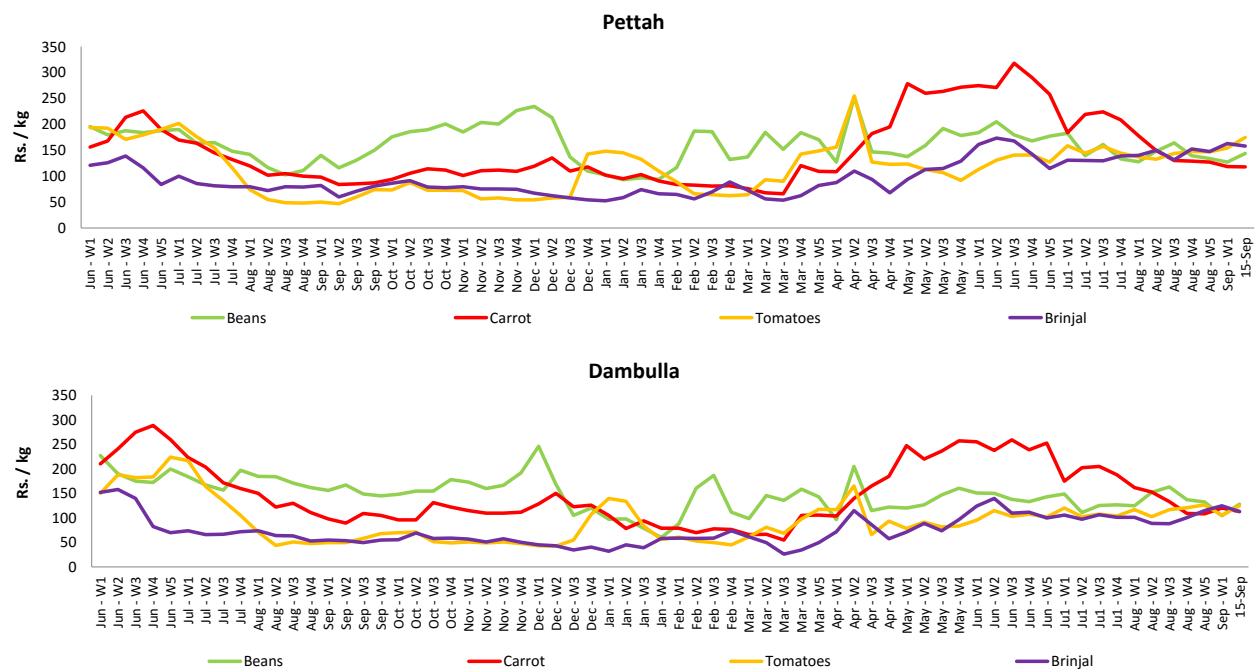
Item	Unit	Wholesale				Retail			
		Pettah		Dambulla		Pettah		Dambulla	
		Previous 5 Days Average	Today	Previous 5 Days Average	Today	Previous 5 Days Average	Today	Previous 5 Days Average	Today
Beans	Rs./Kg	113.00	108.00	104.00	108.00	139.00	144.00	126.00	128.00
Carrot	Rs./Kg	84.00	80.00	77.00	90.00	119.00	118.00	97.00	113.00
Cabbage	Rs./Kg	41.00	40.00	39.00	55.00	74.00	68.00	59.00	75.00
Tomatoes	Rs./Kg	121.00	150.00	100.00	105.00	154.00	175.00	122.00	125.00
Brinjal	Rs./Kg	125.00	122.00	90.00	90.00	167.00	158.00	110.00	113.00
Pumpkin	Rs./Kg	37.00	33.00	30.00	23.00	65.00	50.00	50.00	43.00
Snake gourd	Rs./Kg	89.00	86.00	67.00	55.00	122.00	125.00	87.00	75.00

- Price increased by more than 5% compared to previous week average price.
- Price decreased by more than 5% compared to previous week average price.

### Wholesale Prices



### Retail Prices



# Wholesale and Retail Prices of Selected Food Commodities - 2017/09/15

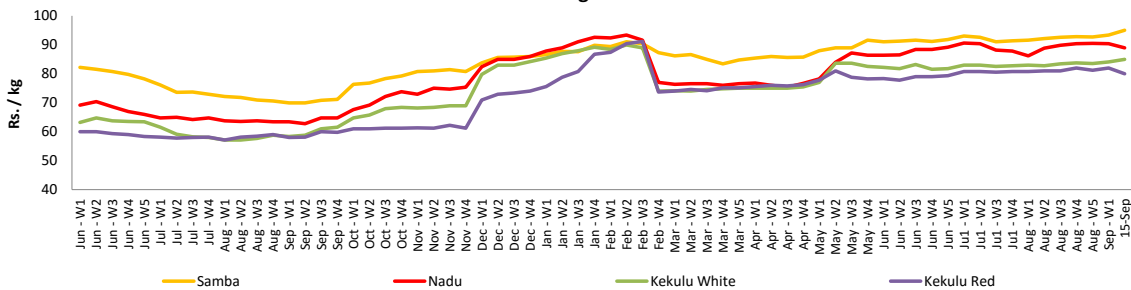
## Rice

Item	Unit	Wholesale				Retail	
		Maradaghamula		Pettah		Pettah	
		Previous 5 Days Average	Today	Previous 5 Days Average	Today	Previous 5 Days Average	Today
Samba	Rs./Kg	95.00	95.00	93.00	100.00	98.00	105.00
Nadu	Rs./Kg	90.00	89.00	87.00	90.00	93.00	95.00
Kekulu White	Rs./Kg	85.00	85.00	84.00	83.00	90.00	88.00
Kekulu Red	Rs./Kg	82.00	80.00	78.00	81.00	85.00	87.00

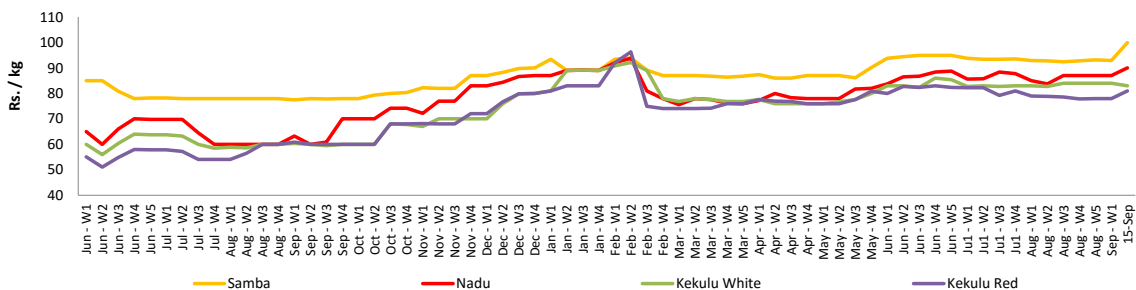
- Price increased by more than 5% compared to previous week average price.
- Price decreased by more than 5% compared to previous week average price.

### Wholesale Prices

#### Marandaghamula

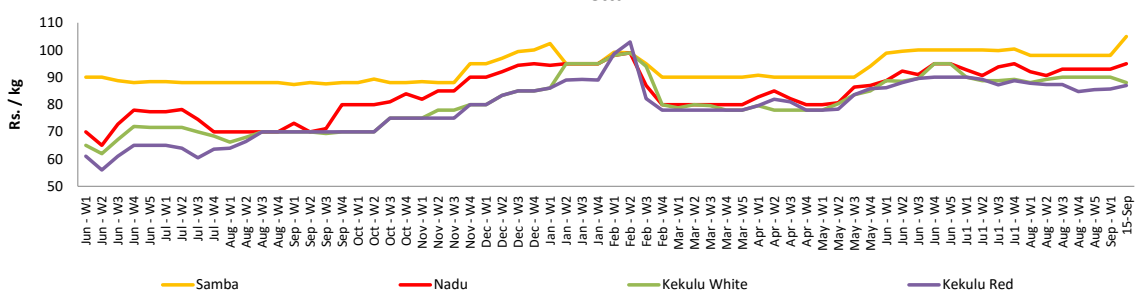


#### Pettah



### Retail Prices

#### Pettah



# Wholesale and Retail Prices of Selected Food Commodities - 2017/09/15

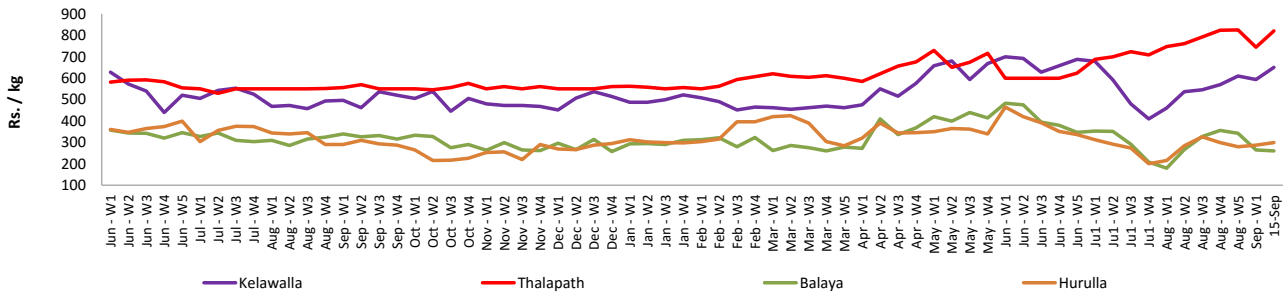
## Fish

Item	Unit	Wholesale				Retail			
		Peliyagoda		Negombo		Peliyagoda		Negombo	
		Previous 5 Days Average	Today	Previous 5 Days Average	Today	Previous 5 Days Average	Today	Previous 5 Days Average	Today
Kelawalla	Rs./Kg	650.00	650.00	546.00	530.00	948.00	980.00	786.00	700.00
Thalapath	Rs./Kg	822.00	820.00	606.00	620.00	958.00	920.00	806.00	820.00
Balaya	Rs./Kg	268.00	260.00	212.00	220.00	368.00	360.00	386.00	400.00
Paraw	Rs./Kg	600.00	620.00	540.00	500.00	900.00	940.00	740.00	700.00
Salaya	Rs./Kg	120.00	100.00	98.00	120.00	200.00	180.00	164.00	200.00
Hurulla	Rs./Kg	300.00	300.00	270.00	280.00	400.00	400.00	376.00	380.00

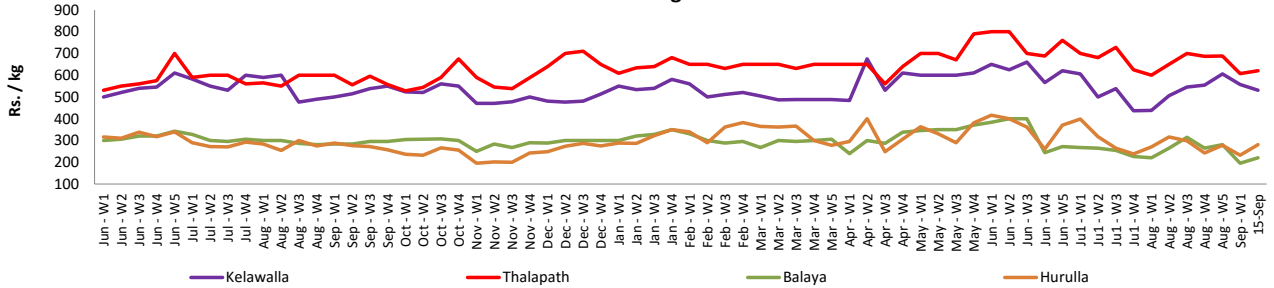
- Price increased by more than 5% compared to previous week average price.
- Price decreased by more than 5% compared to previous week average price.

### Wholesale Prices

#### Peliyagoda

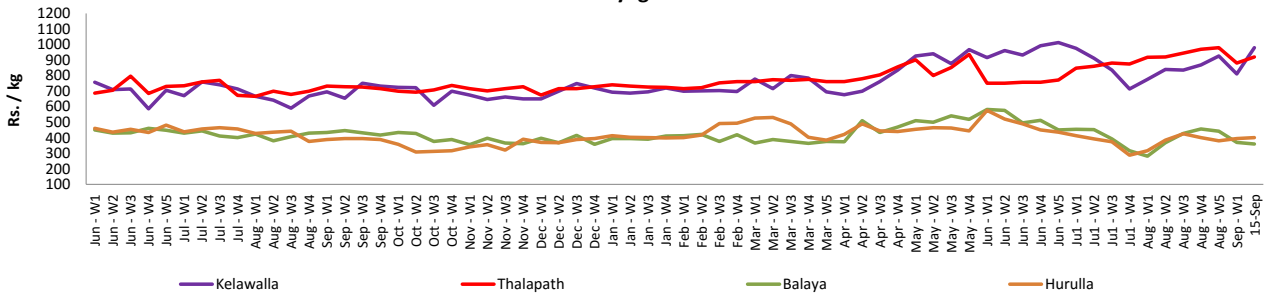


#### Negombo

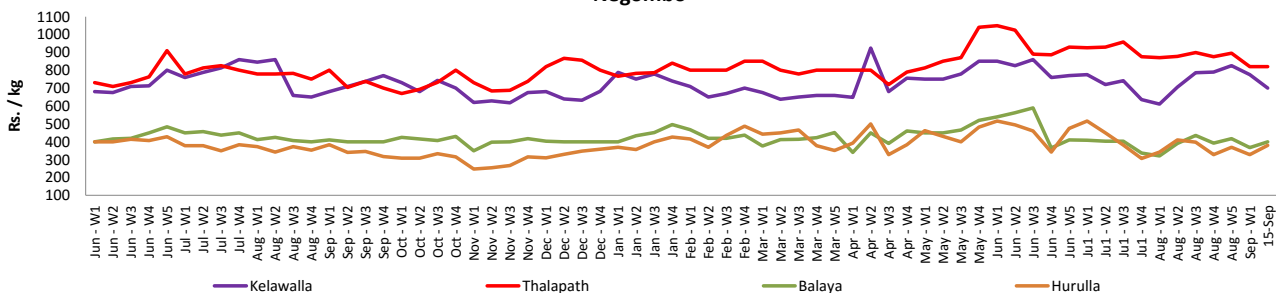


### Retail Prices

#### Peliyagoda



#### Negombo



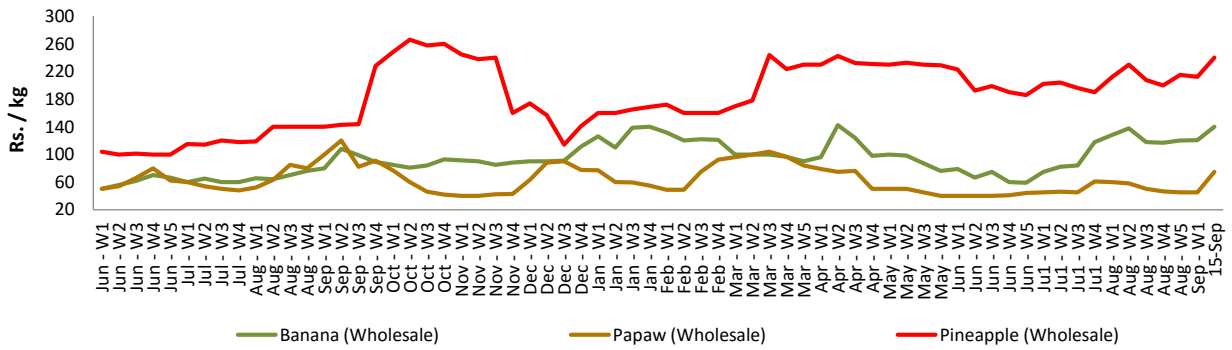
# Wholesale and Retail Prices of Selected Food Commodities - 2017/09/15

## Fruits

Item	Unit	Wholesale		Retail	
		Pettah			
		Previous 5 Days Average	Today	Previous 5 Days Average	Today
Banana (Sour)	Rs./Kg	121.00	140.00	160.00	180.00
Papaw	Rs./Kg	45.00	75.00	75.00	100.00
Pineapple	Rs./Kg	228.00	240.00	286.00	290.00

- Price increased by more than 5% compared to previous week average price.
- Price decreased by more than 5% compared to previous week average price.

Wholesale - Pettah



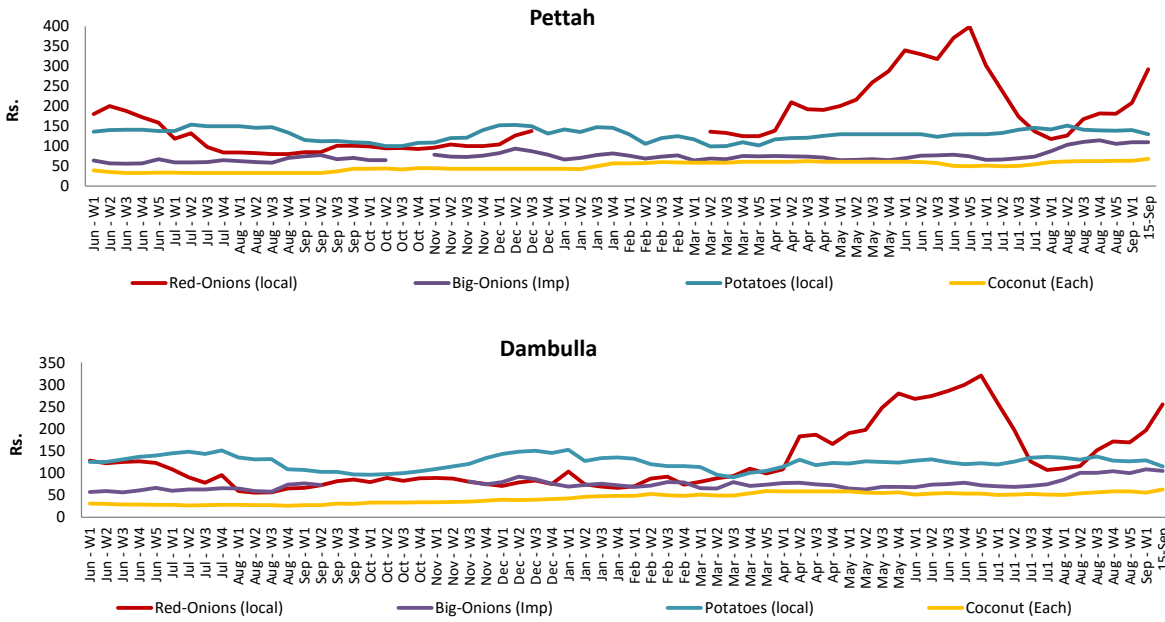
# Wholesale and Retail Prices of Selected Food Commodities - 2017/09/15

## Other

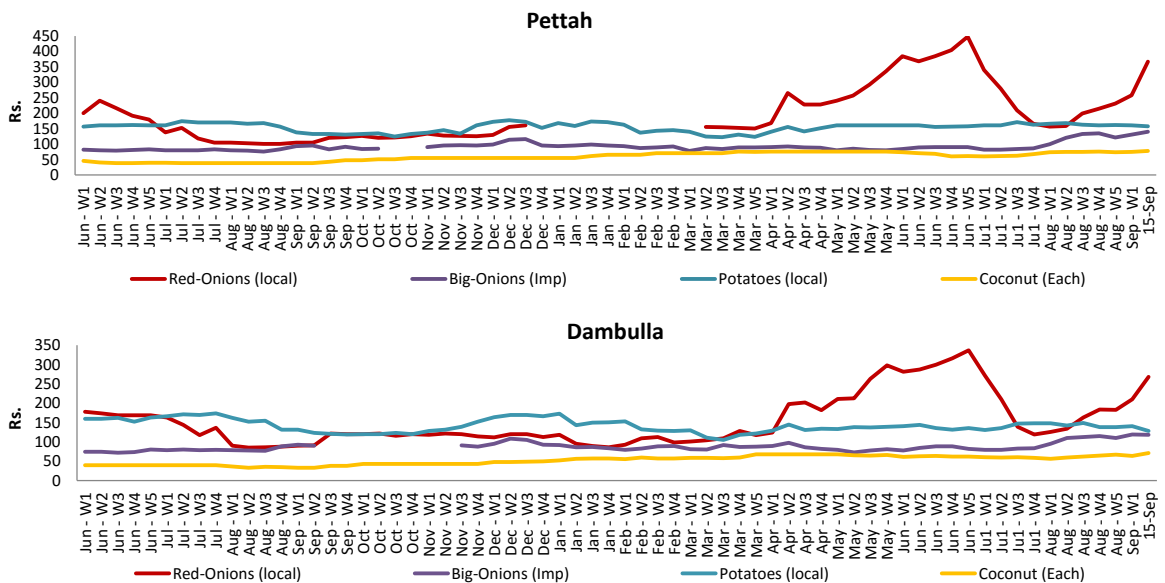
Item	Unit	Wholesale				Retail			
		Pettah		Dambulla		Pettah		Dambulla	
		Previous 5 Days Average	Today	Previous 5 Days Average	Today	Previous 5 Days Average	Today	Previous 5 Days Average	Today
Red-Onions (local)	Rs./Kg	236.00	293.00	253.00	255.00	271.00	367.00	266.00	268.00
Red-Onions (Imp)	Rs./Kg	n.a.	n.a.	n.a.	n.a.	n.a.	n.a.	n.a.	n.a.
Big-Onions (local)	Rs./Kg	132.00	100.00	102.00	110.00	151.00	125.00	113.00	128.00
Big-Onions (Imp)	Rs./Kg	112.00	110.00	94.00	105.00	136.00	140.00	107.00	118.00
Potatoes (local)	Rs./Kg	140.00	130.00	121.00	115.00	160.00	157.00	132.00	128.00
Potatoes (Imp)	Rs./Kg	85.00	85.00			102.00	115.00		
Dried Chillies (Imp)	Rs./Kg	190.00	188.00	176.00	175.00	220.00	230.00	188.00	188.00
Coconut	Rs./Nut	65.00	68.00	57.00	63.00	75.00	78.00	66.00	71.00
Coconut oil	Rs./Ltr	360.00	340.00			380.00	360.00		
Dhal	Rs./Kg	133.00	135.00			150.00	150.00		
Sugar	Rs./Kg	105.00	104.00			115.00	110.00		
Eggs	Rs./Each	11.90	11.75			12.90	12.50		
Katta	Rs./Kg	850.00	900.00			900.00	950.00		
Sprats	Rs./Kg	500.00	500.00			550.00	550.00		

- Price increased by more than 5% compared to previous week average price.
- Price decreased by more than 5% compared to previous week average price.

### Wholesale Prices



### Retail Prices



\* Prices of food commodities may vary due to quality and markets among other factors.