

A Summary of Price Developments (From 07 September 2017 to 14 September 2017)



Vegetables

- Prices of most varieties of vegetables decreased in Pettah market due to low demand while prices in Dambulla market demonstrated mixed movements.



Rice

- No significant movement in Rice (Local) prices observed during the week.



Fish

- Prices of large fish varieties increased in the Peliyagoda market due to low supply.



Other

- Retail prices of Imported Big Onions increased in both Pettah and Dambulla markets.

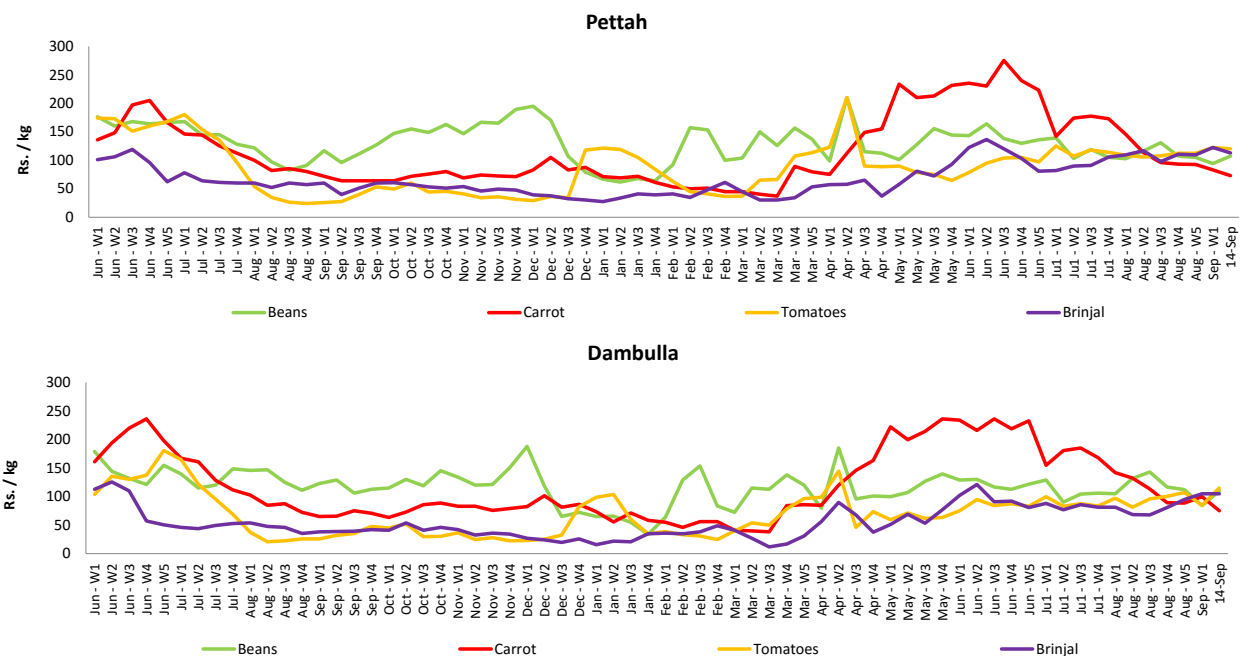
Wholesale and Retail Prices of Selected Food Commodities - 2017/09/14

Vegetables

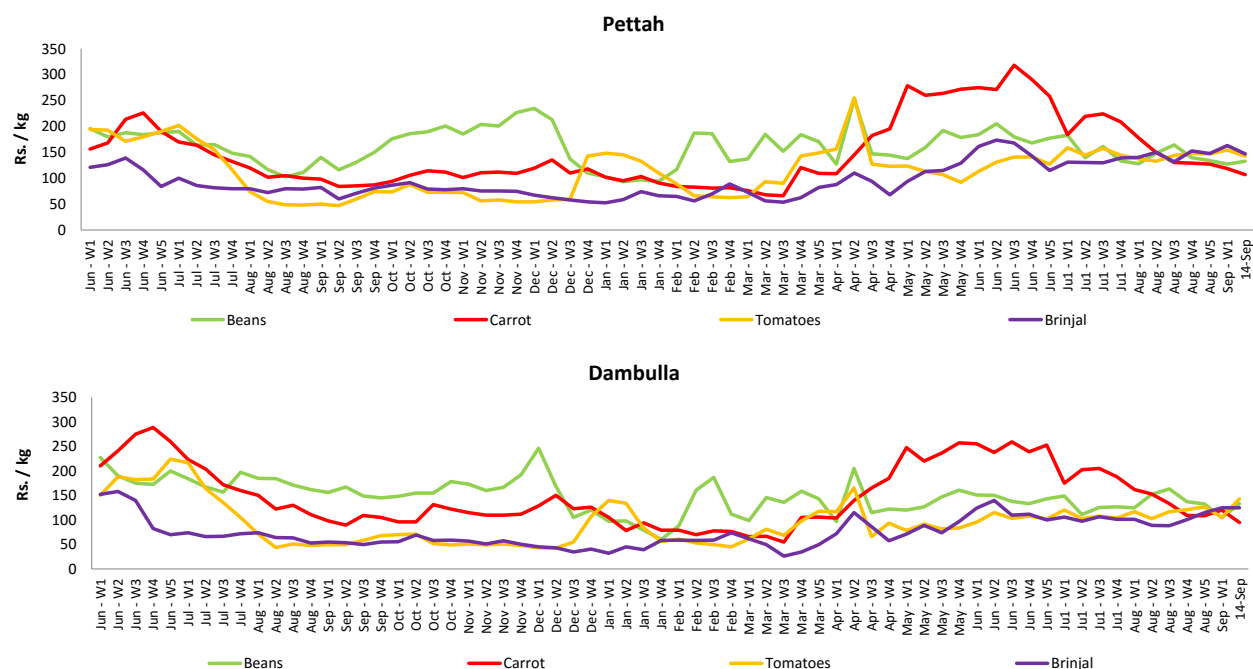
Item	Unit	Wholesale				Retail			
		Pettah		Dambulla		Pettah		Dambulla	
		Previous 5 Days Average	Today	Previous 5 Days Average	Today	Previous 5 Days Average	Today	Previous 5 Days Average	Today
Beans	Rs./Kg	112.00	107.00	99.00	110.00	139.00	133.00	120.00	133.00
Carrot	Rs./Kg	86.00	73.00	83.00	75.00	122.00	107.00	103.00	95.00
Cabbage	Rs./Kg	43.00	32.00	39.00	35.00	77.00	60.00	59.00	55.00
Tomatoes	Rs./Kg	122.00	120.00	94.00	115.00	156.00	143.00	115.00	143.00
Brinjal	Rs./Kg	129.00	113.00	90.00	105.00	171.00	147.00	110.00	125.00
Pumpkin	Rs./Kg	38.00	32.00	28.00	33.00	67.00	60.00	48.00	53.00
Snake gourd	Rs./Kg	93.00	80.00	66.00	68.00	126.00	110.00	86.00	88.00

- Price increased by more than 5% compared to previous week average price.
- Price decreased by more than 5% compared to previous week average price.

Wholesale Prices



Retail Prices



Wholesale and Retail Prices of Selected Food Commodities - 2017/09/14

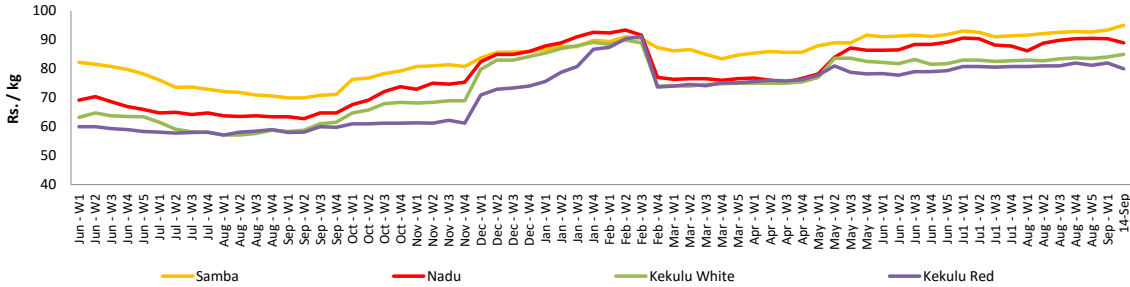
Rice

Item	Unit	Wholesale				Retail	
		Maradaghamula		Pettah		Pettah	
		Previous 5 Days Average	Today	Previous 5 Days Average	Today	Previous 5 Days Average	Today
Samba	Rs./Kg	94.00	95.00	93.00	93.00	98.00	98.00
Nadu	Rs./Kg	91.00	89.00	87.00	87.00	93.00	93.00
Kekulu White	Rs./Kg	85.00	85.00	84.00	84.00	90.00	90.00
Kekulu Red	Rs./Kg	82.00	80.00	78.00	78.00	85.00	85.00

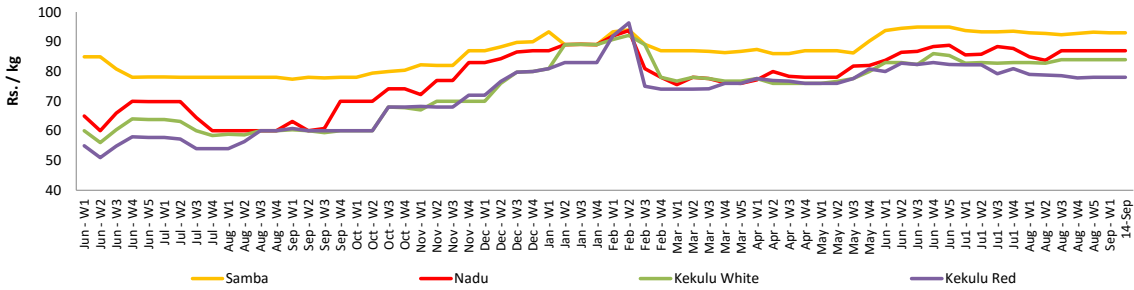
- Price increased by more than 5% compared to previous week average price.
- Price decreased by more than 5% compared to previous week average price.

Wholesale Prices

Marandaghamula

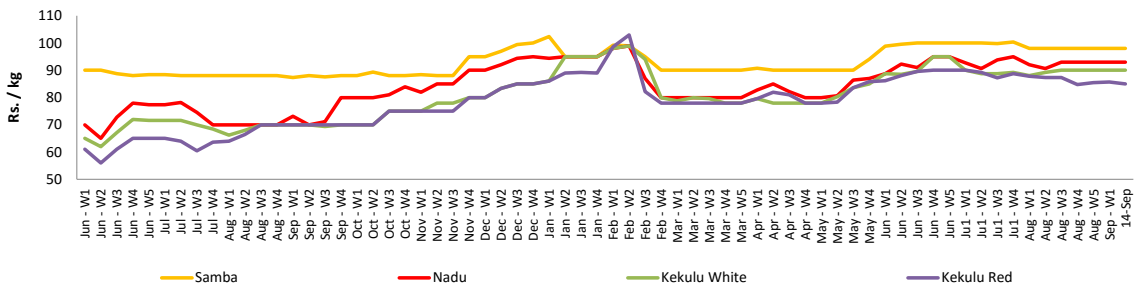


Pettah



Retail Prices

Pettah



Wholesale and Retail Prices of Selected Food Commodities - 2017/09/14

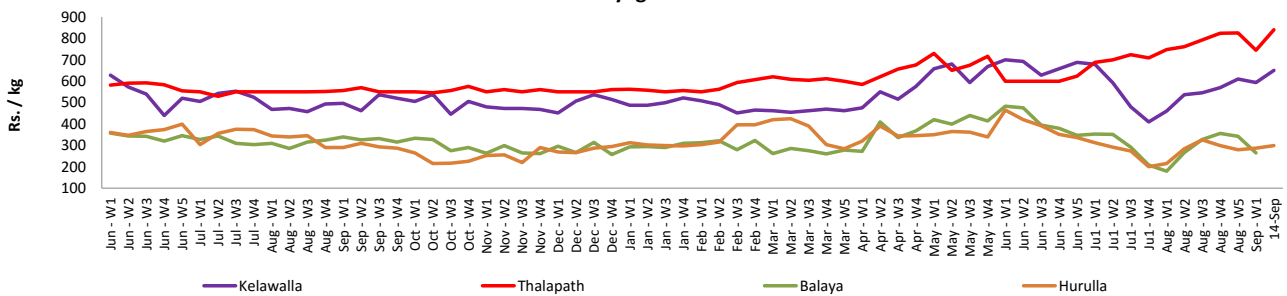
Fish

Item	Unit	Wholesale				Retail			
		Peliyagoda		Negombo		Peliyagoda		Negombo	
		Previous 5 Days Average	Today	Previous 5 Days Average	Today	Previous 5 Days Average	Today	Previous 5 Days Average	Today
Kelawalla	Rs./Kg	616.00	650.00	548.00	550.00	878.00	980.00	786.00	800.00
Thalapath	Rs./Kg	774.00	840.00	606.00	600.00	910.00	980.00	806.00	800.00
Balaya	Rs./Kg	254.00	n.a.	204.00	220.00	358.00	n.a.	376.00	400.00
Paraw	Rs./Kg	588.00	n.a.	540.00	550.00	900.00	n.a.	744.00	750.00
Salaya	Rs./Kg	124.00	100.00	98.00	100.00	204.00	180.00	168.00	160.00
Hurulla	Rs./Kg	292.00	300.00	258.00	260.00	396.00	400.00	364.00	360.00

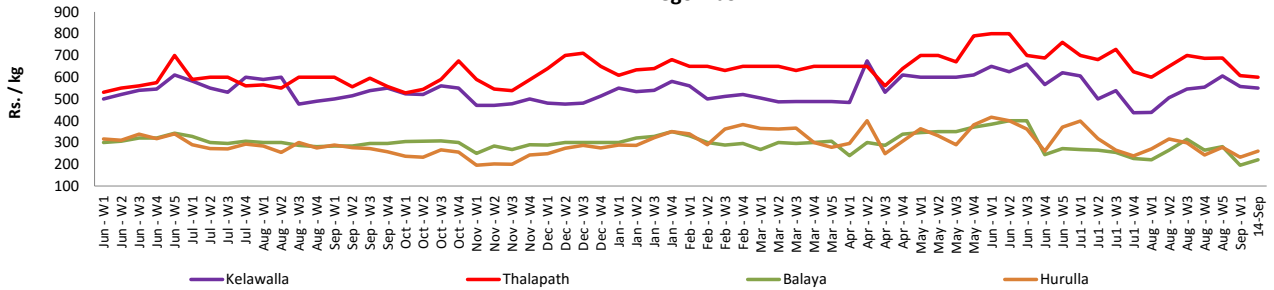
- Price increased by more than 5% compared to previous week average price.
- Price decreased by more than 5% compared to previous week average price.

Wholesale Prices

Peliyagoda

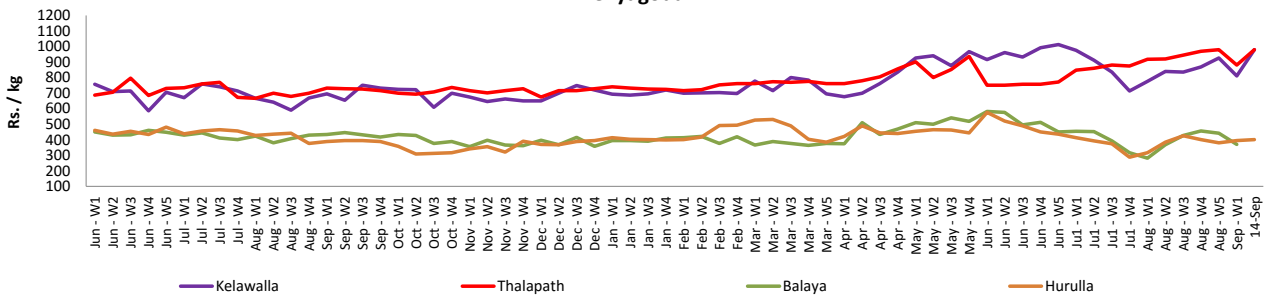


Negombo

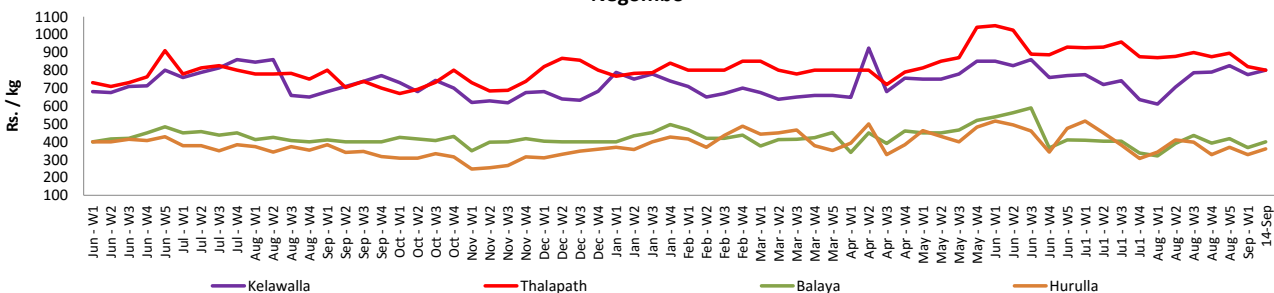


Retail Prices

Peliyagoda



Negombo



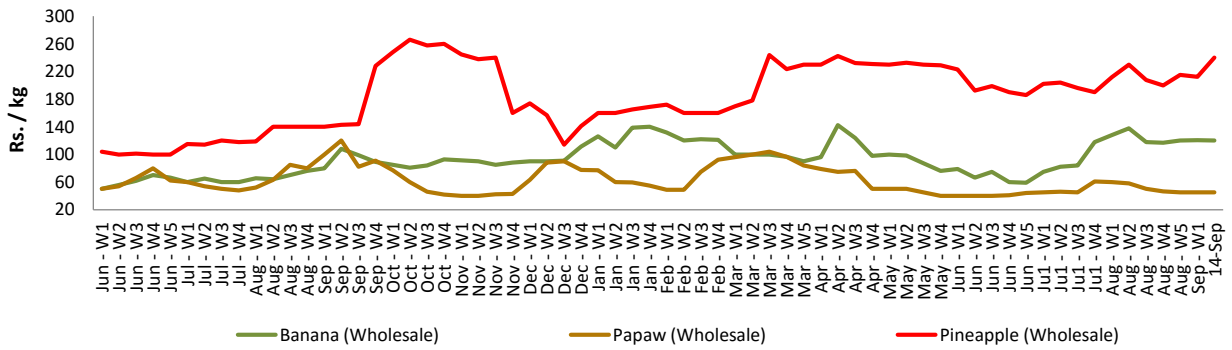
Wholesale and Retail Prices of Selected Food Commodities - 2017/09/14

Fruits

Item	Unit	Wholesale		Retail	
		Pettah			
		Previous 5 Days Average	Today	Previous 5 Days Average	Today
Banana (Sour)	Rs./Kg	121.00	120.00	160.00	160.00
Papaw	Rs./Kg	45.00	45.00	75.00	75.00
Pineapple	Rs./Kg	222.00	240.00	284.00	290.00

- Price increased by more than 5% compared to previous week average price.
- Price decreased by more than 5% compared to previous week average price.

Wholesale - Pettah



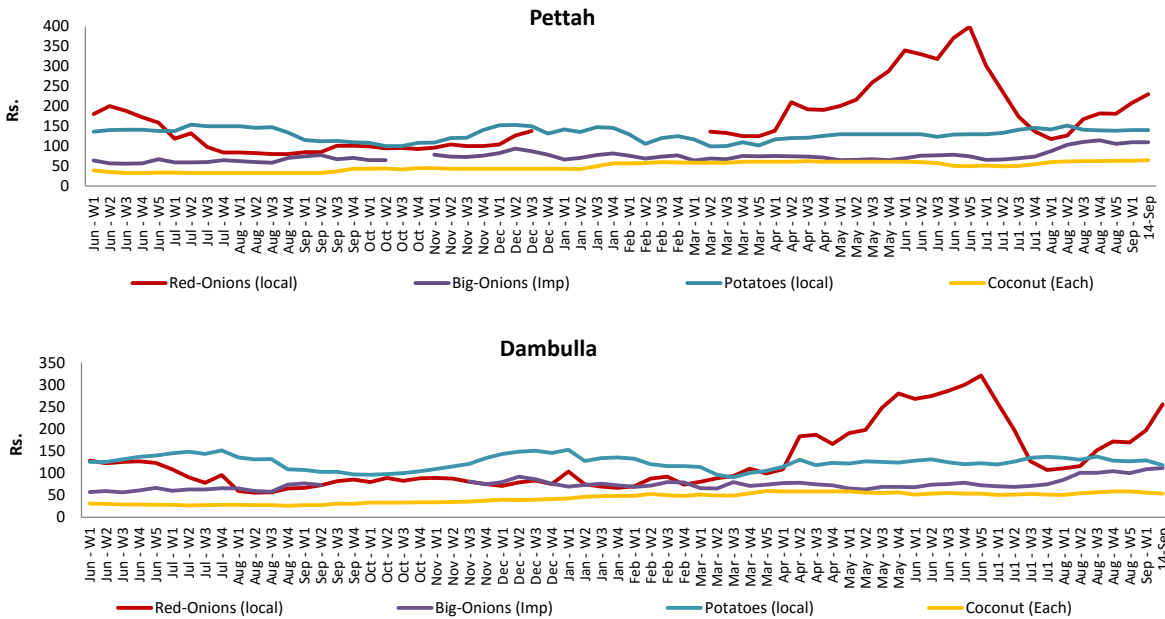
Wholesale and Retail Prices of Selected Food Commodities - 2017/09/14

Other

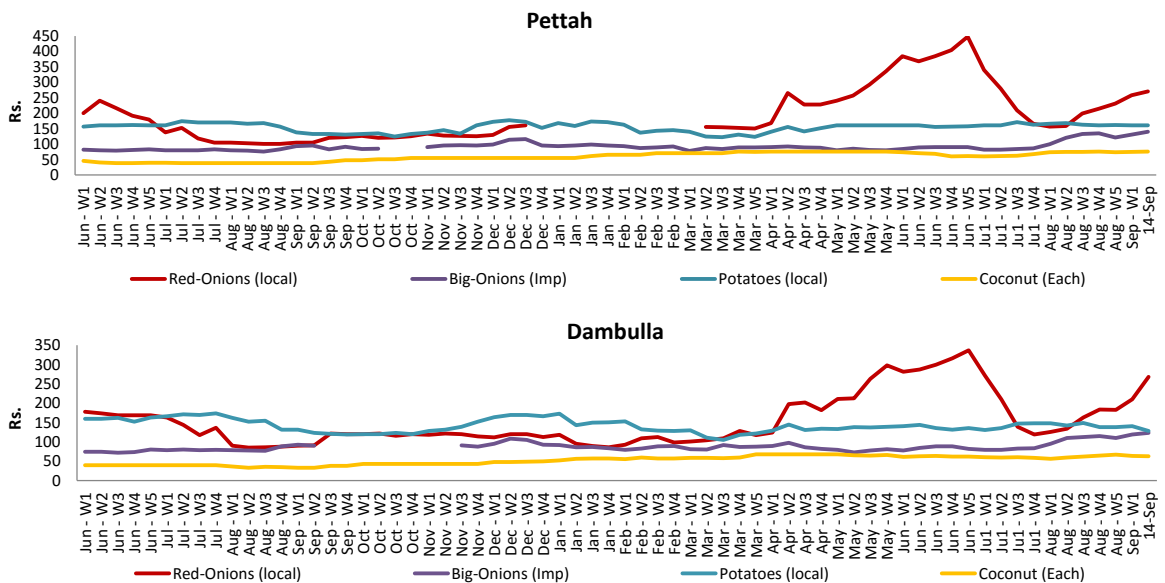
Item	Unit	Wholesale				Retail			
		Pettah		Dambulla		Pettah		Dambulla	
		Previous 5 Days Average	Today	Previous 5 Days Average	Today	Previous 5 Days Average	Today	Previous 5 Days Average	Today
Red-Onions (local)	Rs./Kg	234.00	230.00	244.00	255.00	271.00	270.00	258.00	268.00
Red-Onions (Imp)	Rs./Kg	n.a.		n.a.		n.a.		n.a.	n.a.
Big-Onions (local)	Rs./Kg	131.00	135.00	103.00	98.00	149.00	155.00	114.00	108.00
Big-Onions (Imp)	Rs./Kg	112.00	110.00	97.00	111.00	133.00	140.00	109.00	123.00
Potatoes (local)	Rs./Kg	140.00	140.00	124.00	118.00	160.00	160.00	136.00	128.00
Potatoes (Imp)	Rs./Kg	85.00	86.00			101.00	105.00		
Dried Chillies (Imp)	Rs./Kg	190.00	190.00	176.00	175.00	220.00	220.00	188.00	188.00
Coconut	Rs./Nut	65.00	65.00	58.00	53.00	75.00	75.00	67.00	63.00
Coconut oil	Rs./Ltr	360.00	360.00			380.00	380.00		
Dhal	Rs./Kg	133.00	133.00			150.00	150.00		
Sugar	Rs./Kg	105.00	105.00			115.00	115.00		
Eggs	Rs./Each	12.00	12.00			13.00	13.00		
Katta	Rs./Kg	850.00	850.00			900.00	900.00		
Sprats	Rs./Kg	500.00	500.00			550.00	550.00		

- Price increased by more than 5% compared to previous week average price.
- Price decreased by more than 5% compared to previous week average price.

Wholesale Prices



Retail Prices



* Prices of food commodities may vary due to quality and markets among other factors.