

## A Summary of Price Developments (From 06 September 2017 to 13 September 2017)



### Vegetables

- Prices of most varieties of vegetables demonstrated mixed movements in both Pettah and Dambulla markets.



### Rice

- No significant movement in Rice (Local) prices observed during the week.



### Fish

- Prices of most fish varieties increased in both in Peliyagoda and Negombo markets.



### Fruits

- Price of Pineapple increased in Pettah market due to low supply.



### Other

- Prices of Local Red Onions increased in both Pettah and Dambulla markets due to low supply.

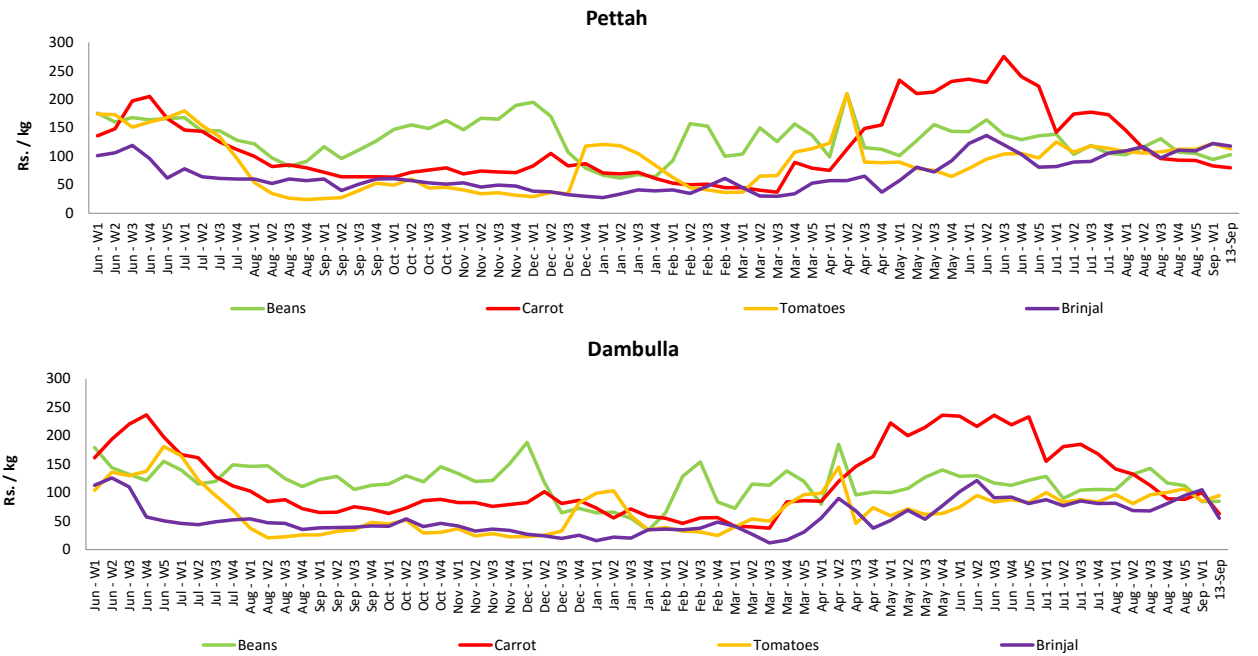
# Wholesale and Retail Prices of Selected Food Commodities - 2017/09/13

## Vegetables

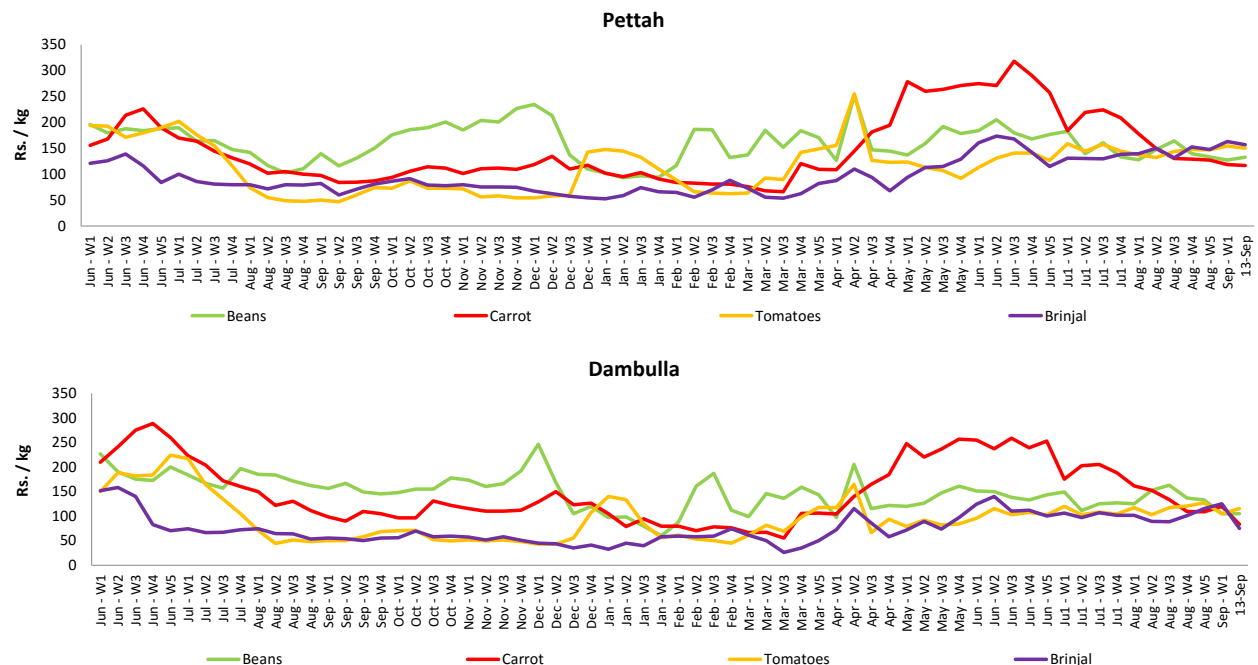
Item	Unit	Wholesale				Retail			
		Pettah		Dambulla		Pettah		Dambulla	
		Previous 5 Days Average	Today	Previous 5 Days Average	Today	Previous 5 Days Average	Today	Previous 5 Days Average	Today
Beans	Rs./Kg	100.00	103.00	90.00	85.00	131.00	133.00	110.00	105.00
Carrot	Rs./Kg	85.00	80.00	93.00	63.00	121.00	117.00	113.00	83.00
Cabbage	Rs./Kg	43.00	38.00	40.00	48.00	77.00	70.00	59.00	68.00
Tomatoes	Rs./Kg	124.00	113.00	86.00	95.00	158.00	150.00	107.00	115.00
Brinjal	Rs./Kg	121.00	118.00	102.00	55.00	163.00	157.00	122.00	75.00
Pumpkin	Rs./Kg	38.00	42.00	26.00	43.00	68.00	68.00	46.00	63.00
Snake gourd	Rs./Kg	84.00	100.00	61.00	75.00	119.00	125.00	81.00	95.00

- Price increased by more than 5% compared to previous week average price.
- Price decreased by more than 5% compared to previous week average price.

### Wholesale Prices



### Retail Prices



# Wholesale and Retail Prices of Selected Food Commodities - 2017/09/13

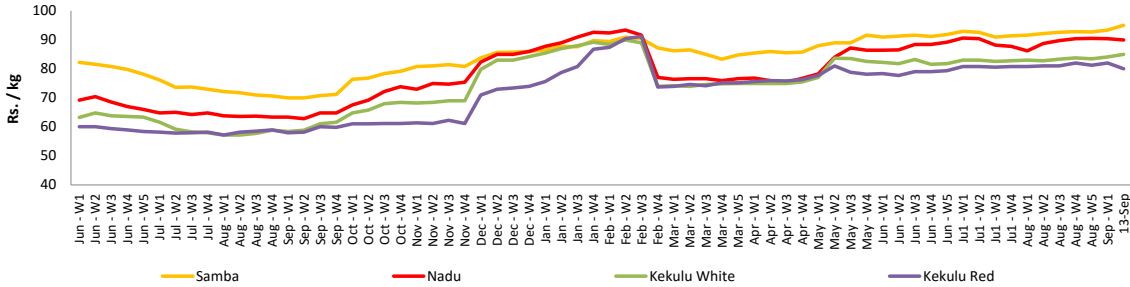
## Rice

Item	Unit	Wholesale				Retail	
		Maradaghamula		Pettah		Pettah	
		Previous 5 Days Average	Today	Previous 5 Days Average	Today	Previous 5 Days Average	Today
Samba	Rs./Kg	94.00	95.00	93.00	93.00	98.00	98.00
Nadu	Rs./Kg	91.00	90.00	87.00	87.00	93.00	93.00
Kekulu White	Rs./Kg	84.00	85.00	84.00	84.00	90.00	90.00
Kekulu Red	Rs./Kg	82.00	80.00	78.00	78.00	85.60	85.00

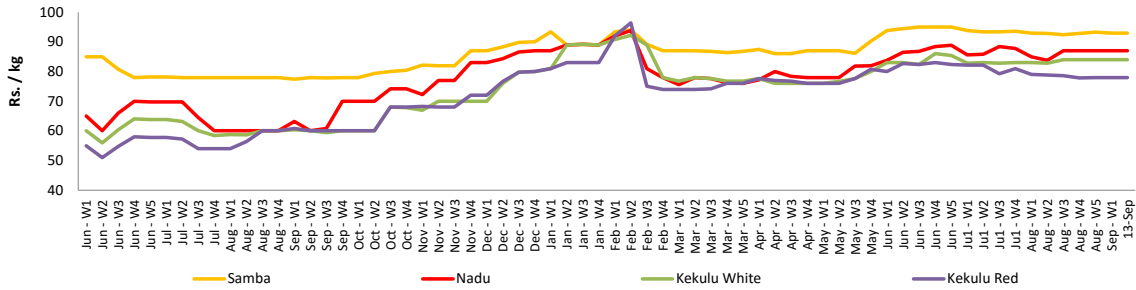
- Price increased by more than 5% compared to previous week average price.
- Price decreased by more than 5% compared to previous week average price.

### Wholesale Prices

#### Maradaghamula

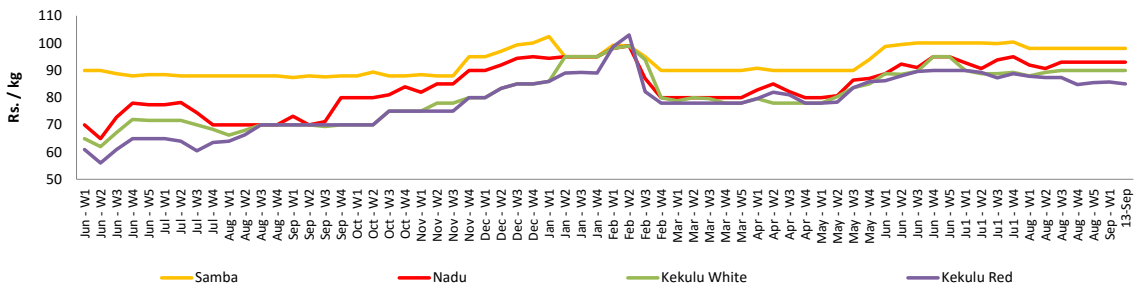


#### Pettah



### Retail Prices

#### Pettah



# Wholesale and Retail Prices of Selected Food Commodities - 2017/09/13

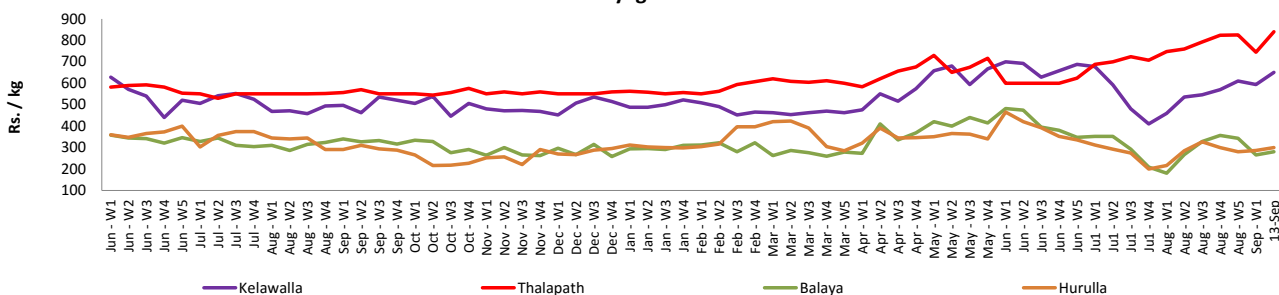
## Fish

Item	Unit	Wholesale				Retail			
		Peliyagoda		Negombo		Peliyagoda		Negombo	
		Previous 5 Days Average	Today	Previous 5 Days Average	Today	Previous 5 Days Average	Today	Previous 5 Days Average	Today
Kelawalla	Rs./Kg	608.00	650.00	552.00	550.00	833.00	980.00	776.00	800.00
Thalapath	Rs./Kg	756.00	840.00	606.00	630.00	894.00	980.00	816.00	830.00
Balaya	Rs./Kg	264.00	280.00	196.00	220.00	368.00	380.00	370.00	400.00
Paraw	Rs./Kg	594.00	n.a.	540.00	550.00	918.00	n.a.	752.00	750.00
Salaya	Rs./Kg	130.00	120.00	96.00	100.00	210.00	200.00	162.00	180.00
Hurulla	Rs./Kg	290.00	300.00	242.00	300.00	395.00	400.00	342.00	400.00

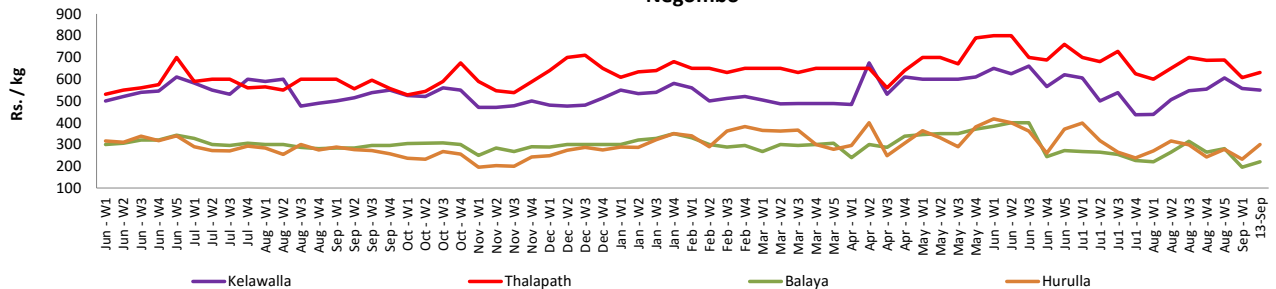
- Price increased by more than 5% compared to previous week average price.
- Price decreased by more than 5% compared to previous week average price.

### Wholesale Prices

#### Peliyagoda

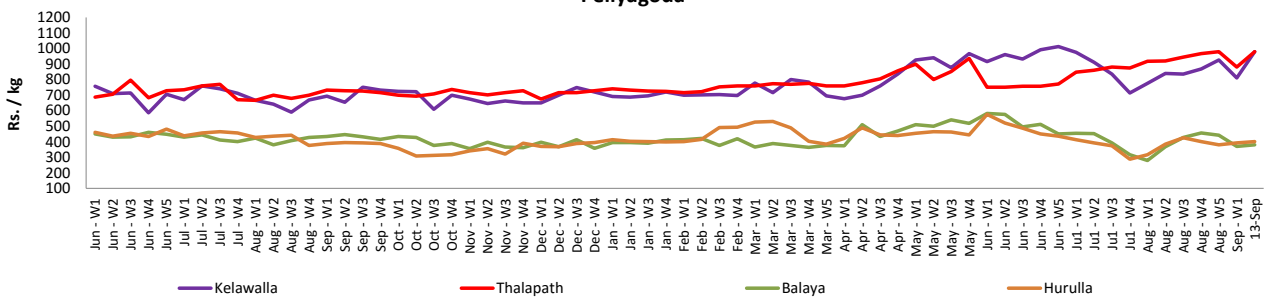


#### Negombo

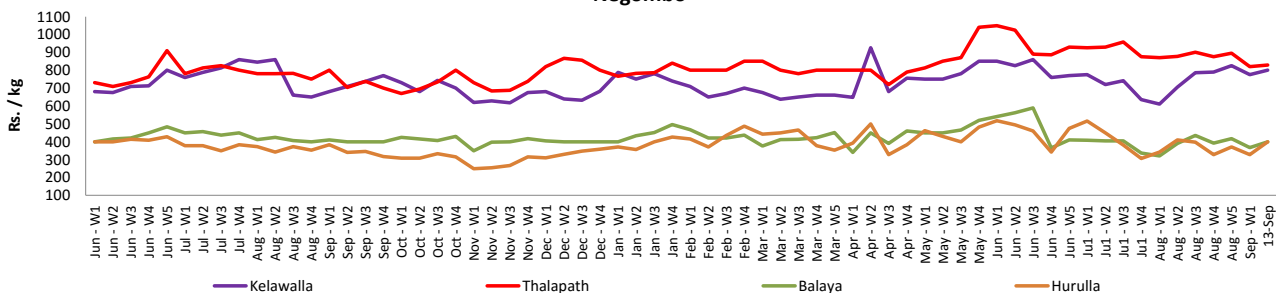


### Retail Prices

#### Peliyagoda



#### Negombo



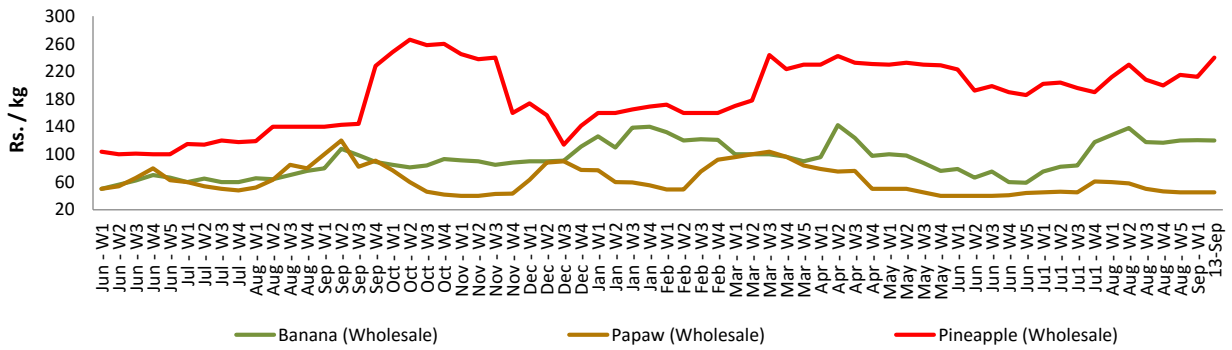
# Wholesale and Retail Prices of Selected Food Commodities - 2017/09/13

## Fruits

Item	Unit	Wholesale		Retail	
		Pettah			
		Previous 5 Days Average	Today	Previous 5 Days Average	Today
Banana (Sour)	Rs./Kg	121.00	120.00	159.00	160.00
Papaw	Rs./Kg	45.00	45.00	75.00	75.00
Pineapple	Rs./Kg	212.00	240.00	282.00	290.00

- Price increased by more than 5% compared to previous week average price.
- Price decreased by more than 5% compared to previous week average price.

Wholesale - Pettah



# Wholesale and Retail Prices of Selected Food Commodities - 2017/09/13

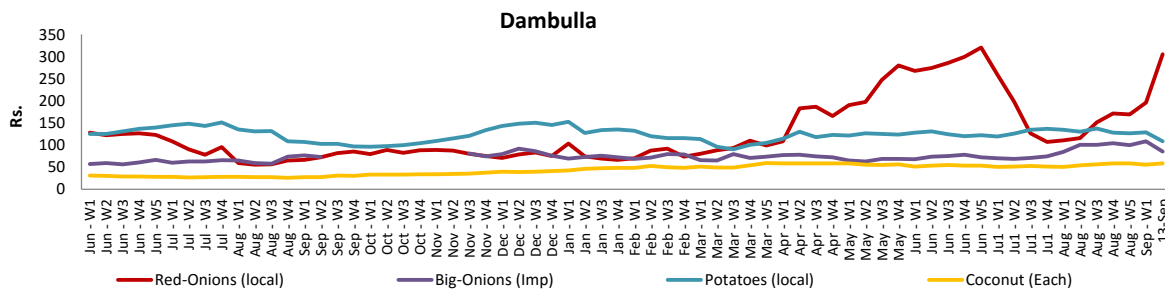
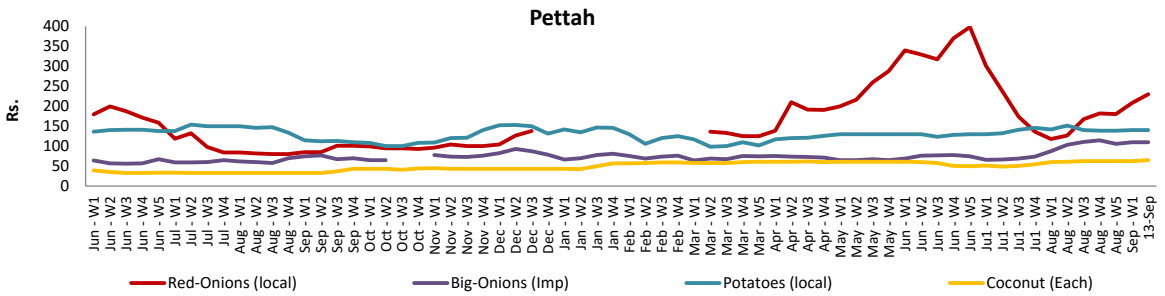
## Other

Item	Unit	Wholesale				Retail			
		Pettah		Dambulla		Pettah		Dambulla	
		Previous 5 Days Average	Today	Previous 5 Days Average	Today	Previous 5 Days Average	Today	Previous 5 Days Average	Today
Red-Onions (local)	Rs./Kg	215.00	230.00	216.00	305.00	260.00	270.00	230.00	318.00
Red-Onions (Imp)	Rs./Kg	n.a.	n.a.	n.a.	n.a.	n.a.	n.a.	n.a.	n.a.
Big-Onions (local)	Rs./Kg	130.00	130.00	106.00	100.00	148.00	150.00	117.00	113.00
Big-Onions (Imp)	Rs./Kg	110.00	110.00	104.00	85.00	130.00	140.00	115.00	105.00
Potatoes (local)	Rs./Kg	140.00	140.00	128.00	108.00	160.00	160.00	140.00	118.00
Potatoes (Imp)	Rs./Kg	85.00	86.00			100.00	105.00		
Dried Chillies (Imp)	Rs./Kg	190.00	190.00	174.00	175.00	220.00	220.00	186.00	188.00
Coconut	Rs./Nut	64.00	65.00	56.00	58.00	75.00	75.00	65.00	67.00
Coconut oil	Rs./Ltr	360.00	360.00			380.00	380.00		
Dhal	Rs./Kg	133.00	133.00			150.00	150.00		
Sugar	Rs./Kg	105.00	105.00			115.00	115.00		
Eggs	Rs./Each	12.30	11.50			13.40	12.50		
Katta	Rs./Kg	850.00	850.00			900.00	900.00		
Sprats	Rs./Kg	500.00	500.00			550.00	550.00		

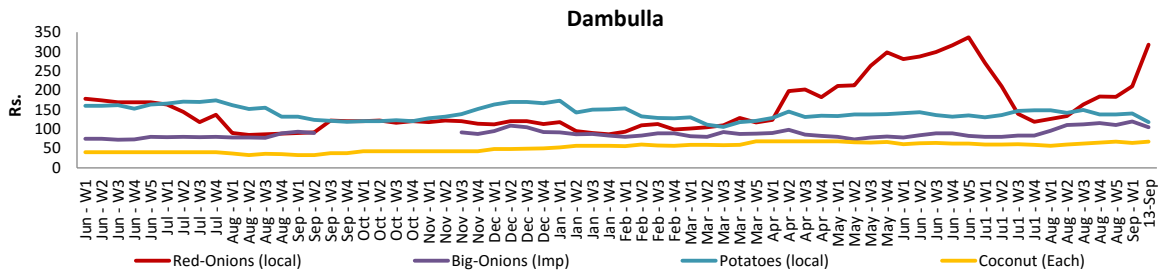
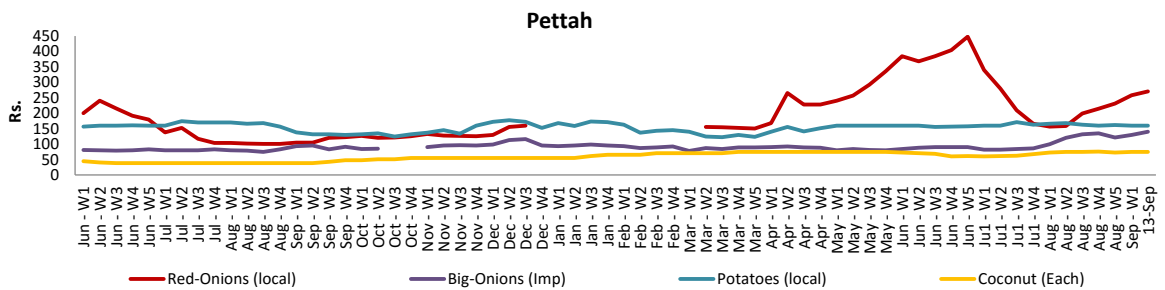
Price increased by more than 5% compared to previous week average price.

Price decreased by more than 5% compared to previous week average price.

### Wholesale Prices



### Retail Prices



\* Prices of food commodities may vary due to quality and markets among other factors.