

A Summary of Price Developments (From 05 September 2017 to 12 September 2017)



Vegetables

- Prices of most varieties of vegetables increased in Pettah market while Dambulla prices demonstrated mixed movements.



Rice

- No significant movement in Rice (Local) prices observed during the week.



Fish

- Prices of most fish varieties increased in both in Peliyagoda and Negombo markets.



Other

- Prices of Local Red Onions increased in both Pettah and Dambulla markets due to low supply.

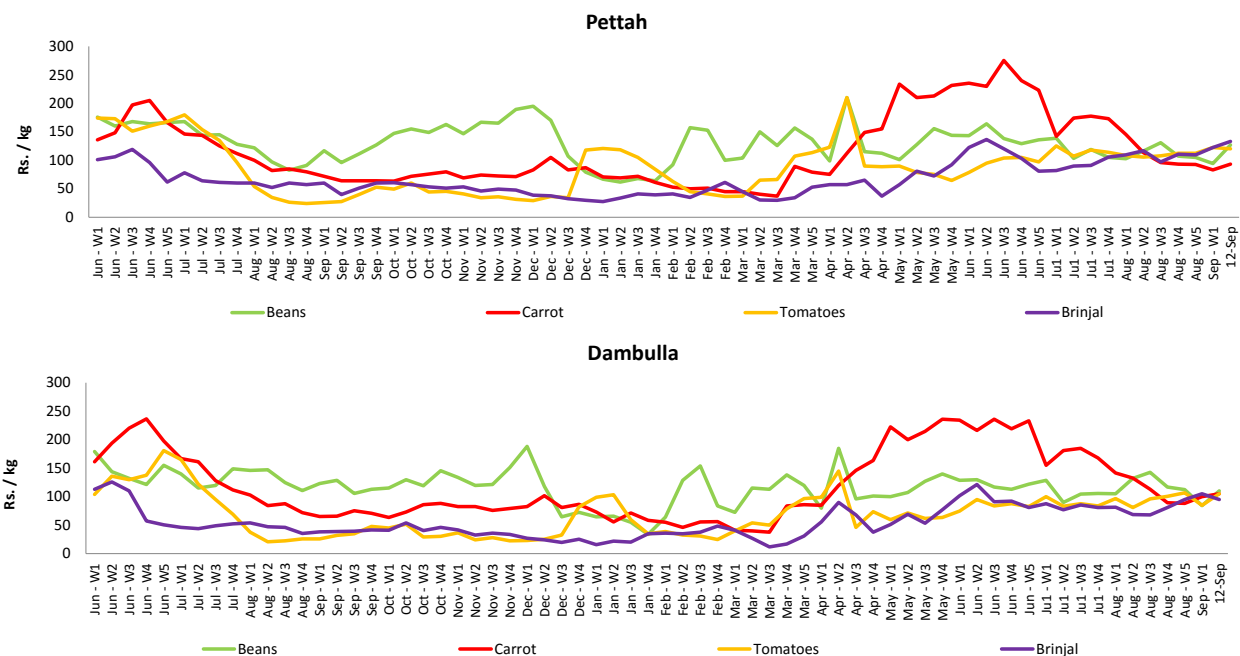
Wholesale and Retail Prices of Selected Food Commodities - 2017/09/12

Vegetables

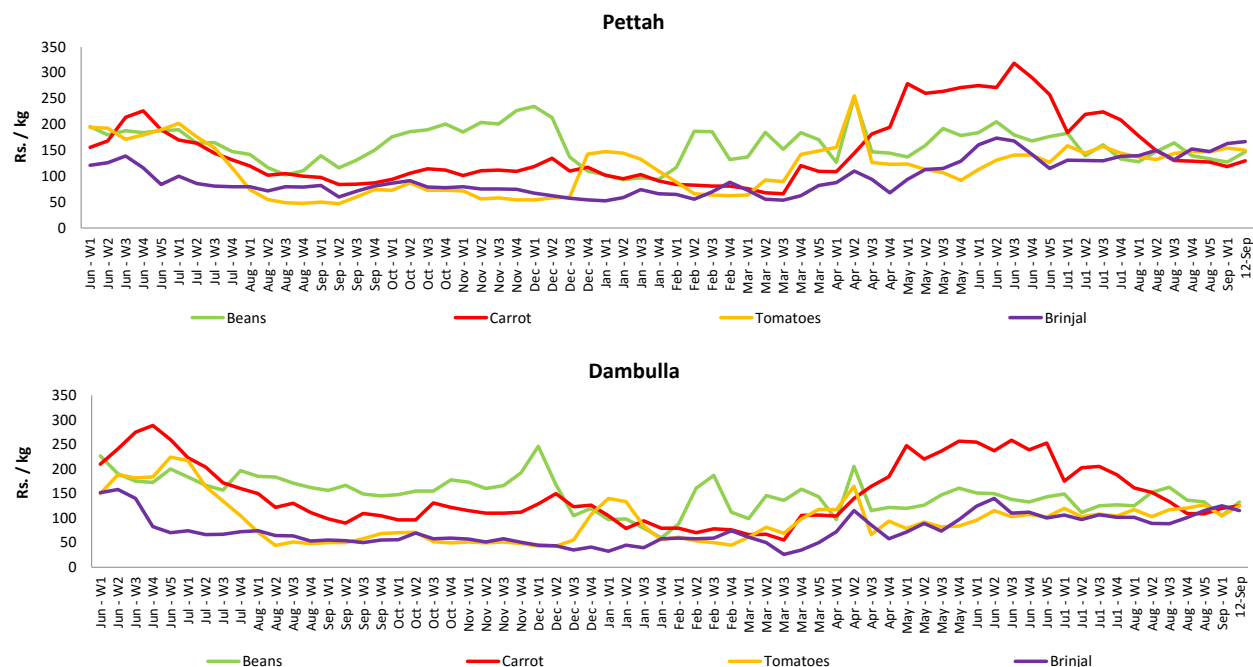
Item	Unit	Wholesale				Retail			
		Pettah		Dambulla		Pettah		Dambulla	
		Previous 5 Days Average	Today	Previous 5 Days Average	Today	Previous 5 Days Average	Today	Previous 5 Days Average	Today
Beans	Rs./Kg	100.00	127.00	90.00	110.00	131.00	147.00	110.00	132.50
Carrot	Rs./Kg	85.00	93.00	93.00	105.00	121.00	130.00	113.00	125.00
Cabbage	Rs./Kg	43.00	47.00	39.00	37.50	77.00	83.00	59.00	57.50
Tomatoes	Rs./Kg	124.00	120.00	86.00	105.00	158.00	150.00	107.00	125.00
Brinjal	Rs./Kg	121.00	133.00	102.00	95.00	163.00	167.00	122.00	115.00
Pumpkin	Rs./Kg	38.00	37.00	26.00	22.50	68.00	65.00	46.00	42.50
Snake gourd	Rs./Kg	84.00	103.00	61.00	55.00	119.00	130.00	81.00	75.00

- Price increased by more than 5% compared to previous week average price.
- Price decreased by more than 5% compared to previous week average price.

Wholesale Prices



Retail Prices



Wholesale and Retail Prices of Selected Food Commodities - 2017/09/12

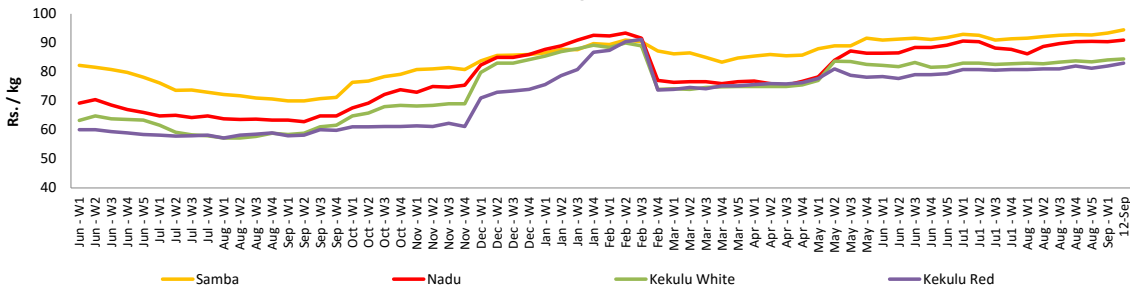
Rice

Item	Unit	Wholesale				Retail	
		Maradaghamula		Pettah		Pettah	
		Previous 5 Days Average	Today	Previous 5 Days Average	Today	Previous 5 Days Average	Today
Samba	Rs./Kg	93.00	94.50	93.00	93.00	98.00	98.00
Nadu	Rs./Kg	91.00	91.00	87.00	87.00	93.00	93.00
Kekulu White	Rs./Kg	84.00	84.50	84.00	84.00	90.00	90.00
Kekulu Red	Rs./Kg	82.00	83.00	78.00	78.00	85.60	85.00

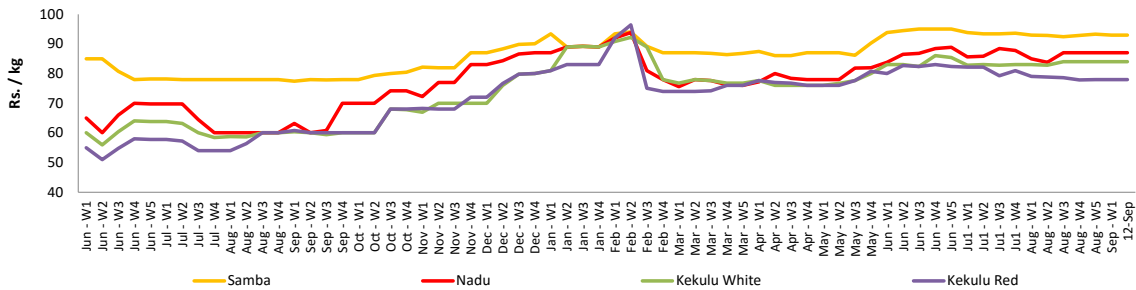
- Price increased by more than 5% compared to previous week average price.
- Price decreased by more than 5% compared to previous week average price.

Wholesale Prices

Maradaghamula

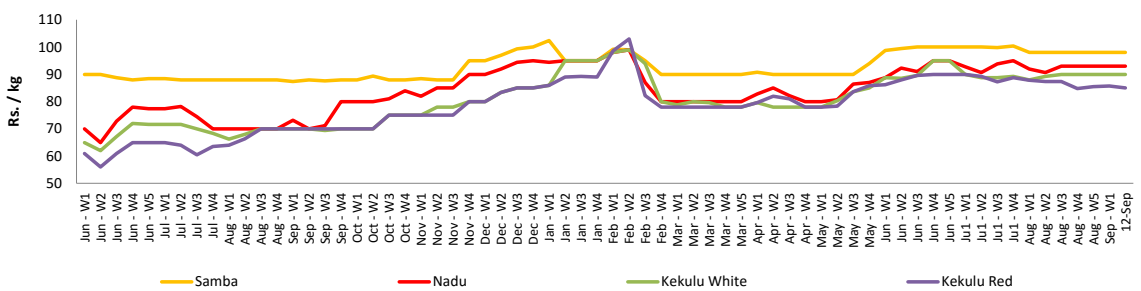


Pettah



Retail Prices

Pettah



Wholesale and Retail Prices of Selected Food Commodities - 2017/09/12

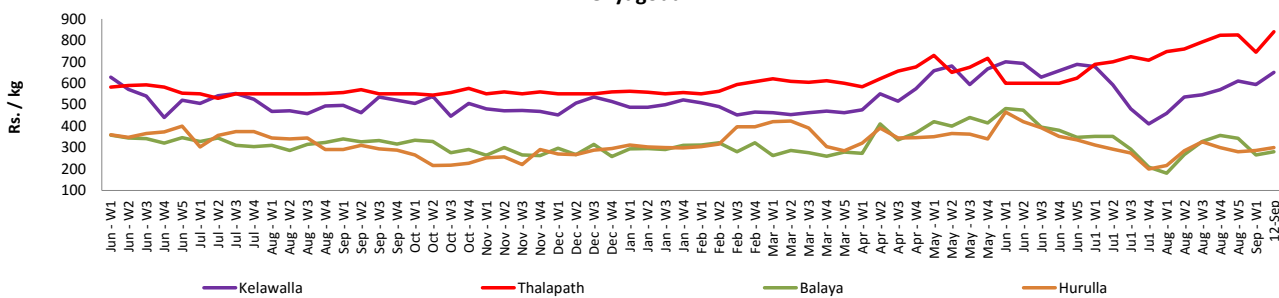
Fish

Item	Unit	Wholesale				Retail			
		Peliyagoda		Negombo		Peliyagoda		Negombo	
		Previous 5 Days Average	Today	Previous 5 Days Average	Today	Previous 5 Days Average	Today	Previous 5 Days Average	Today
Kelawalla	Rs./Kg	608.00	650.00	552.00	550.00	833.00	980.00	776.00	800.00
Thalapath	Rs./Kg	756.00	840.00	606.00	600.00	894.00	980.00	816.00	800.00
Balaya	Rs./Kg	264.00	280.00	196.00	220.00	368.00	380.00	370.00	400.00
Paraw	Rs./Kg	594.00	600.00	540.00	550.00	918.00	900.00	752.00	750.00
Salaya	Rs./Kg	130.00	120.00	96.00	100.00	210.00	200.00	162.00	160.00
Hurulla	Rs./Kg	290.00	300.00	242.00	280.00	395.00	400.00	342.00	400.00

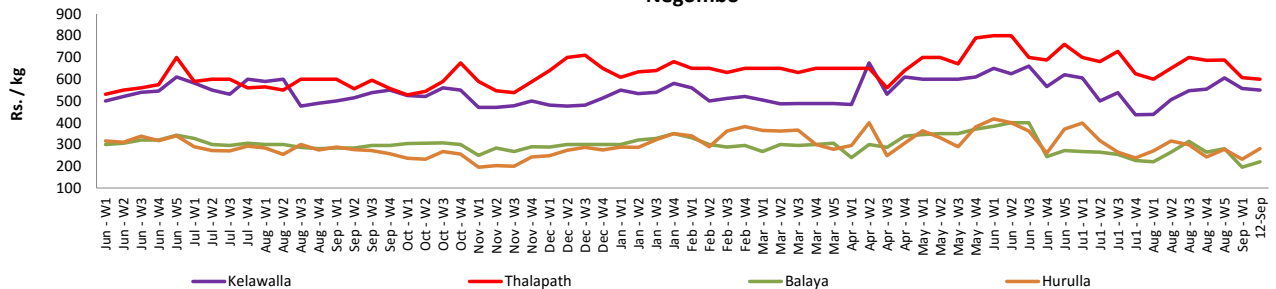
- Price increased by more than 5% compared to previous week average price.
- Price decreased by more than 5% compared to previous week average price.

Wholesale Prices

Peliyagoda

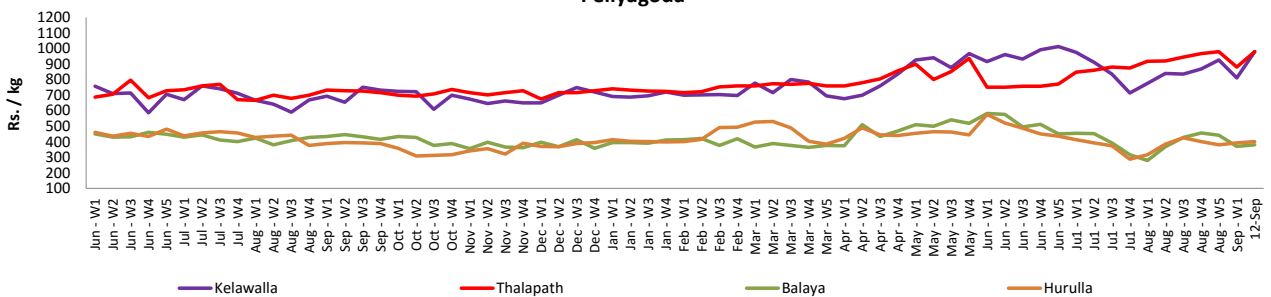


Negombo

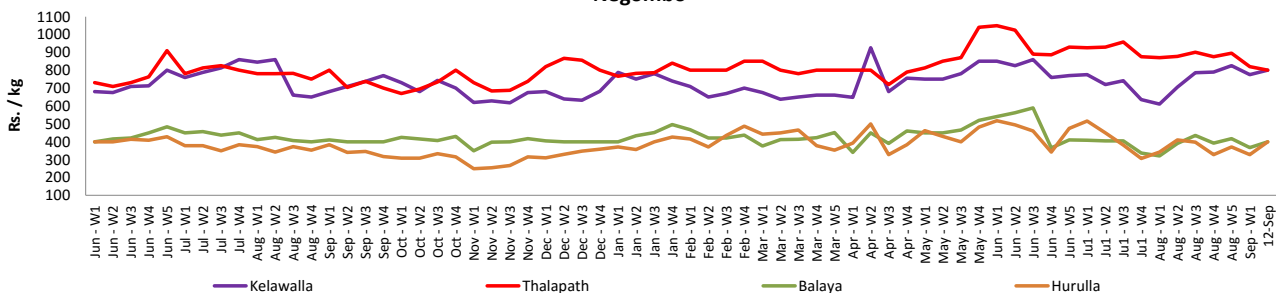


Retail Prices

Peliyagoda



Negombo



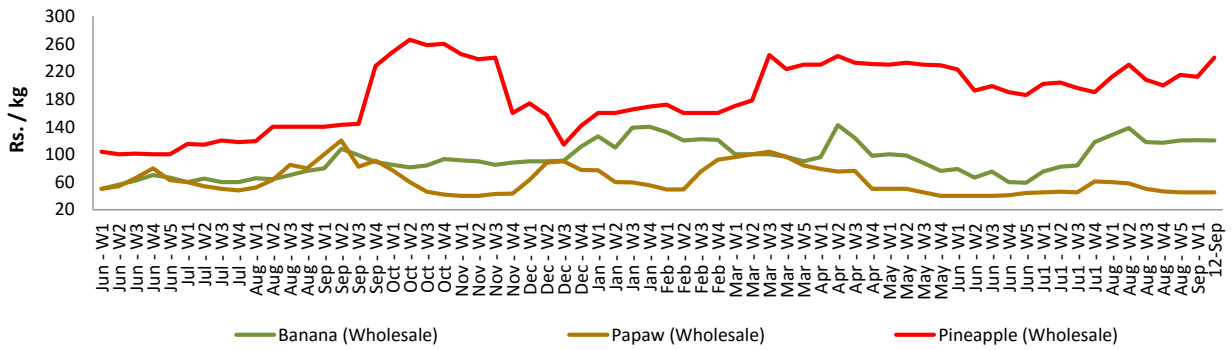
Wholesale and Retail Prices of Selected Food Commodities - 2017/09/12

Fruits

Item	Unit	Wholesale		Retail	
		Pettah			
		Previous 5 Days Average	Today	Previous 5 Days Average	Today
Banana (Sour)	Rs./Kg	121.00	120.00	159.00	160.00
Papaw	Rs./Kg	45.00	45.00	75.00	75.00
Pineapple	Rs./Kg	212.00	240.00	282.00	290.00

- Price increased by more than 5% compared to previous week average price.
- Price decreased by more than 5% compared to previous week average price.

Wholesale - Pettah



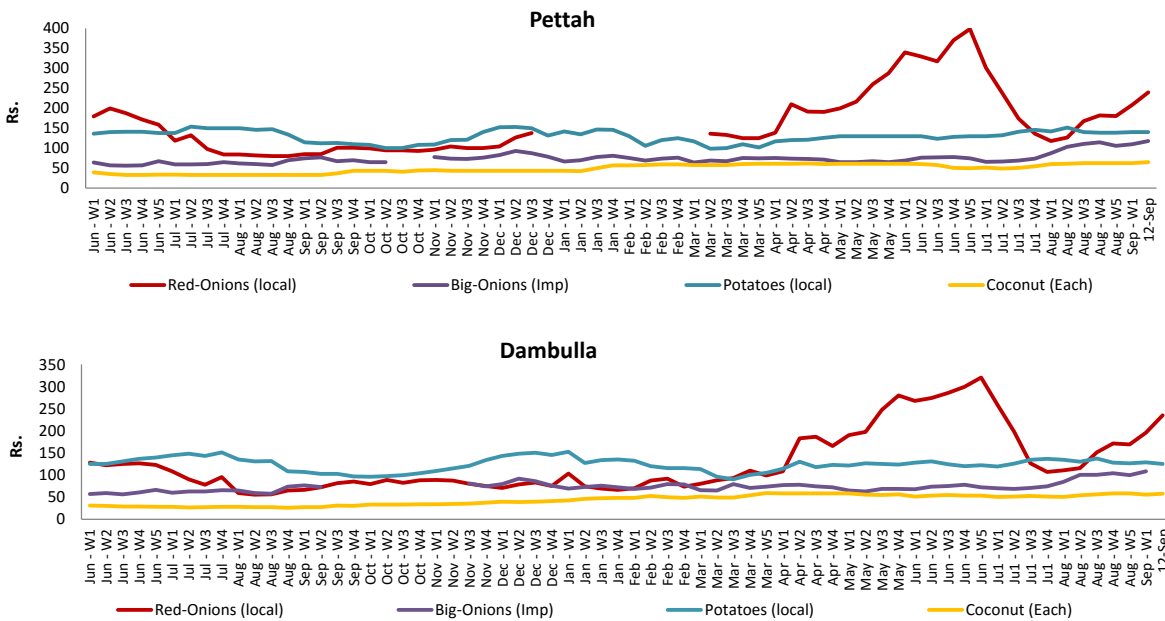
Wholesale and Retail Prices of Selected Food Commodities - 2017/09/12

Other

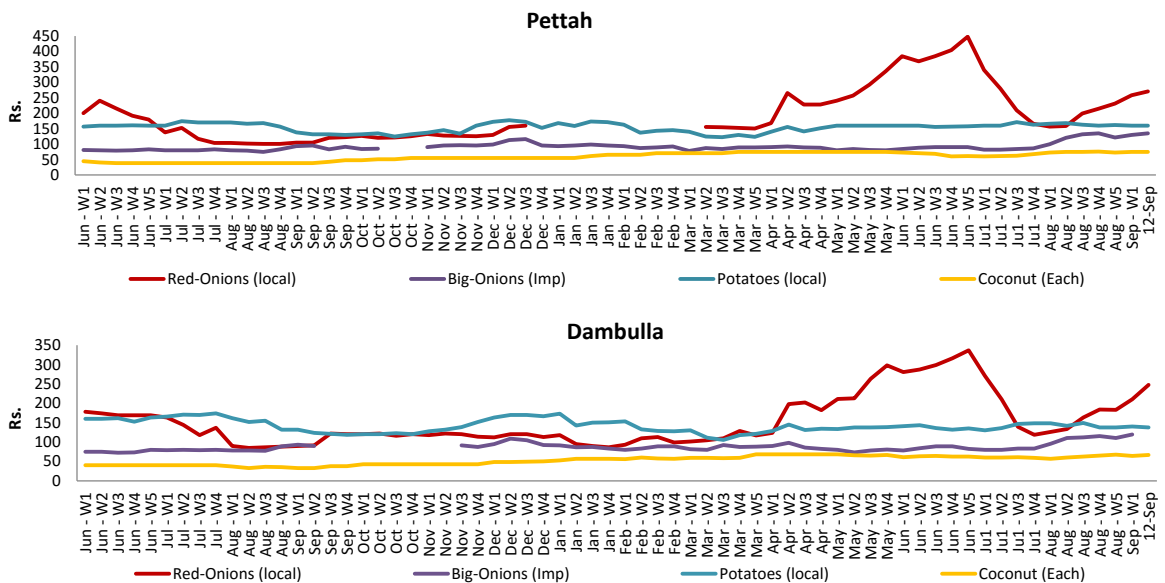
Item	Unit	Wholesale				Retail			
		Pettah		Dambulla		Pettah		Dambulla	
		Previous 5 Days Average	Today	Previous 5 Days Average	Today	Previous 5 Days Average	Today	Previous 5 Days Average	Today
Red-Onions (local)	Rs./Kg	215.00	240.00	216.00	235.00	260.00	270.00	230.00	247.50
Red-Onions (Imp)	Rs./Kg	n.a.	n.a.	n.a.	n.a.	n.a.	n.a.	n.a.	n.a.
Big-Onions (local)	Rs./Kg	130.00	135.00	106.00	87.50	148.00	150.00	117.00	97.50
Big-Onions (Imp)	Rs./Kg	110.00	117.50	104.00	n.a.	130.00	135.00	115.00	n.a.
Potatoes (local)	Rs./Kg	140.00	140.00	128.00	125.00	160.00	160.00	140.00	137.50
Potatoes (Imp)	Rs./Kg	85.00	85.00			100.00	100.00		
Dried Chillies (Imp)	Rs./Kg	190.00	190.00	174.00	175.00	220.00	220.00	186.00	187.50
Coconut	Rs./Nut	64.00	65.00	56.00	57.50	75.00	75.00	65.00	66.50
Coconut oil	Rs./Ltr	360.00	360.00			380.00	380.00		
Dhal	Rs./Kg	133.00	133.00			150.00	150.00		
Sugar	Rs./Kg	105.00	105.00			115.00	115.00		
Eggs	Rs./Each	12.30	12.00			13.40	13.00		
Katta	Rs./Kg	850.00	850.00			900.00	900.00		
Sprats	Rs./Kg	500.00	500.00			550.00	550.00		

- Price increased by more than 5% compared to previous week average price.
- Price decreased by more than 5% compared to previous week average price.

Wholesale Prices



Retail Prices



* Prices of food commodities may vary due to quality and markets among other factors.