

A Summary of Price Developments (From 04 September 2017 to 11 September 2017)



Vegetables

- Prices of most varieties of vegetables demonstrated mixed movements in both Pettah and Dambulla markets.



Rice

- No significant movement in Rice (Local) prices observed during the week.



Fish

- Prices of most fish varieties demonstrated mixed movements in both in Peliyagoda and Negombo markets.



Other

- Prices of Local Red Onions increased in both Pettah and Dambulla markets due to low supply.

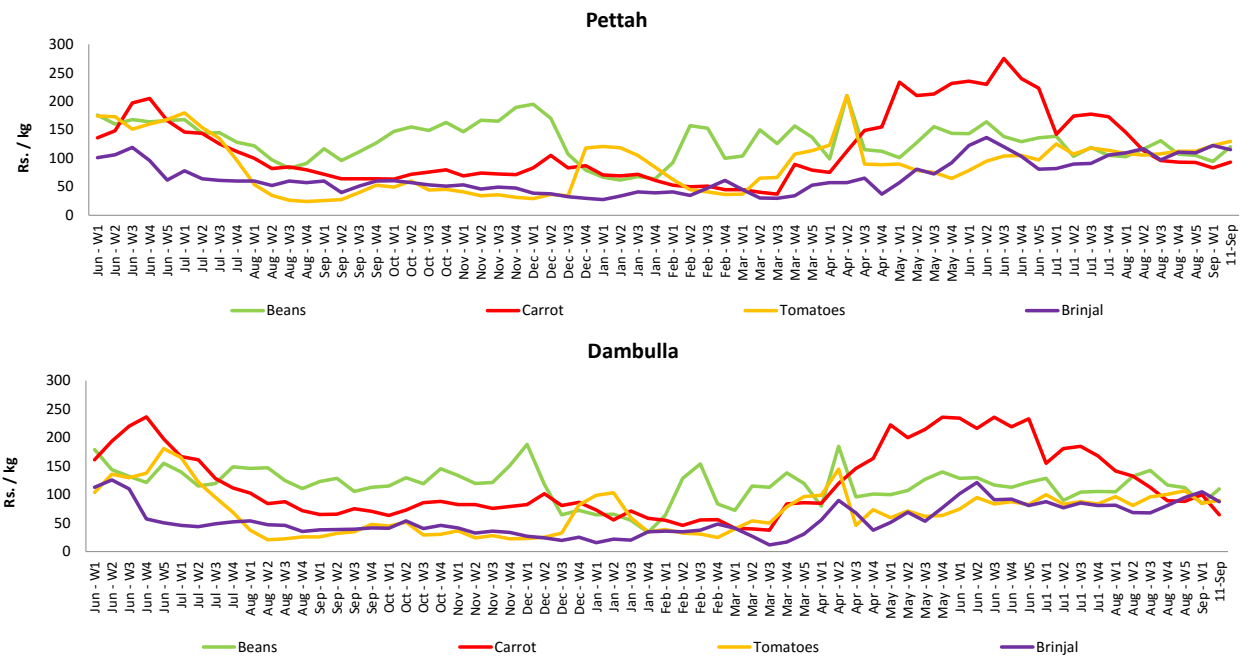
Wholesale and Retail Prices of Selected Food Commodities - 2017/09/11

Vegetables

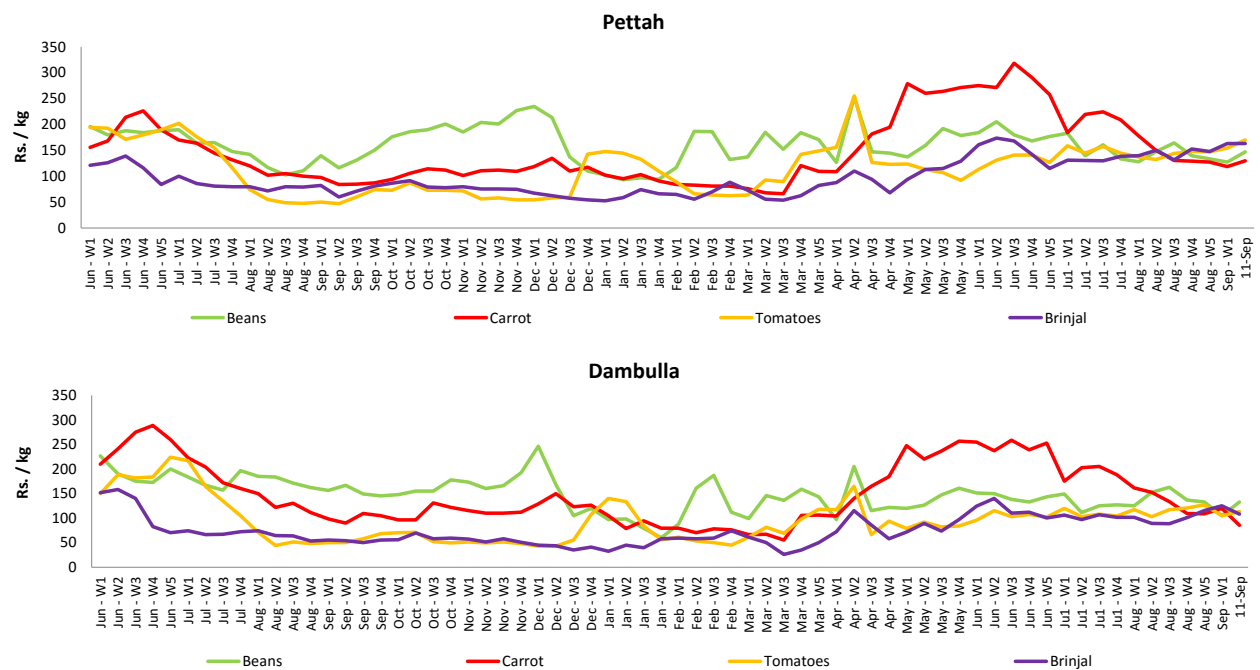
| Item | Unit | Wholesale | | | | Retail | | | |
|-------------|--------|-------------------------|--------|-------------------------|--------|-------------------------|--------|-------------------------|--------|
| | | Pettah | | Dambulla | | Pettah | | Dambulla | |
| | | Previous 5 Days Average | Today | Previous 5 Days Average | Today | Previous 5 Days Average | Today | Previous 5 Days Average | Today |
| Beans | Rs./Kg | 93.00 | 120.00 | 91.00 | 110.00 | 126.00 | 147.00 | 111.00 | 133.00 |
| Carrot | Rs./Kg | 84.00 | 93.00 | 98.00 | 65.00 | 119.00 | 130.00 | 118.00 | 85.00 |
| Cabbage | Rs./Kg | 43.00 | 44.00 | 42.00 | 33.00 | 79.00 | 78.00 | 62.00 | 53.00 |
| Tomatoes | Rs./Kg | 118.00 | 130.00 | 87.00 | 90.00 | 152.00 | 170.00 | 107.00 | 113.00 |
| Brinjal | Rs./Kg | 123.00 | 115.00 | 103.00 | 88.00 | 164.00 | 163.00 | 123.00 | 108.00 |
| Pumpkin | Rs./Kg | 39.00 | 38.00 | 26.00 | 28.00 | 69.00 | 70.00 | 46.00 | 48.00 |
| Snake gourd | Rs./Kg | 81.00 | 87.00 | 59.00 | 75.00 | 116.00 | 127.00 | 79.00 | 95.00 |

- Price increased by more than 5% compared to previous week average price.
- Price decreased by more than 5% compared to previous week average price.

Wholesale Prices



Retail Prices



Wholesale and Retail Prices of Selected Food Commodities - 2017/09/11

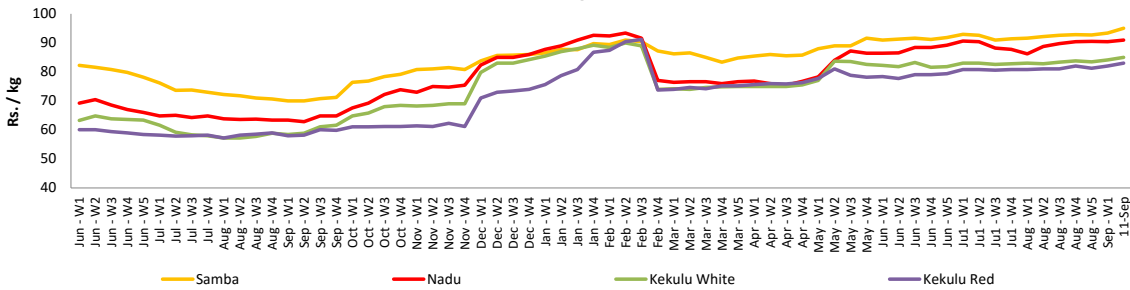
Rice

| Item | Unit | Wholesale | | | | Retail | |
|--------------|--------|-------------------------|-------|-------------------------|-------|-------------------------|-------|
| | | Maradaghamula | | Pettah | | Pettah | |
| | | Previous 5 Days Average | Today | Previous 5 Days Average | Today | Previous 5 Days Average | Today |
| Samba | Rs./Kg | 93.00 | 95.00 | 93.00 | 93.00 | 98.00 | 98.00 |
| Nadu | Rs./Kg | 90.00 | 91.00 | 87.00 | 87.00 | 93.00 | 93.00 |
| Kekulu White | Rs./Kg | 84.00 | 85.00 | 84.00 | 84.00 | 90.00 | 90.00 |
| Kekulu Red | Rs./Kg | 82.00 | 83.00 | 78.00 | 78.00 | 86.00 | 85.00 |

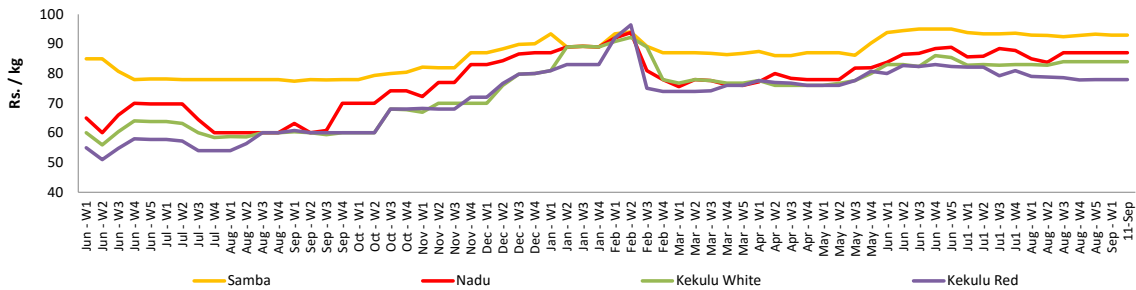
- Price increased by more than 5% compared to previous week average price.
- Price decreased by more than 5% compared to previous week average price.

Wholesale Prices

Maradaghamula

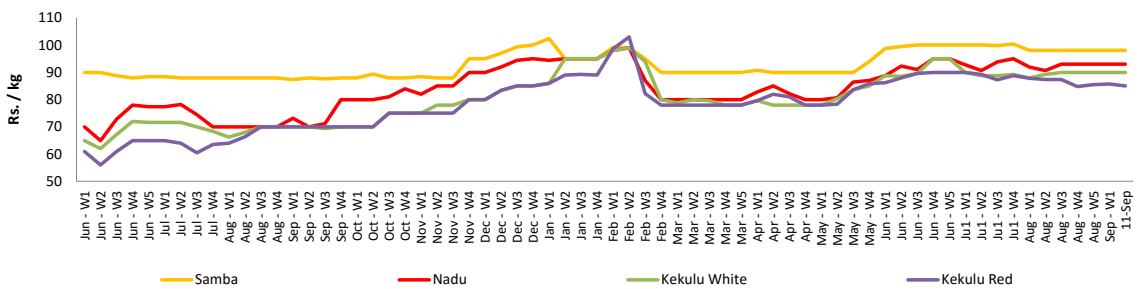


Pettah



Retail Prices

Pettah



Wholesale and Retail Prices of Selected Food Commodities - 2017/09/11

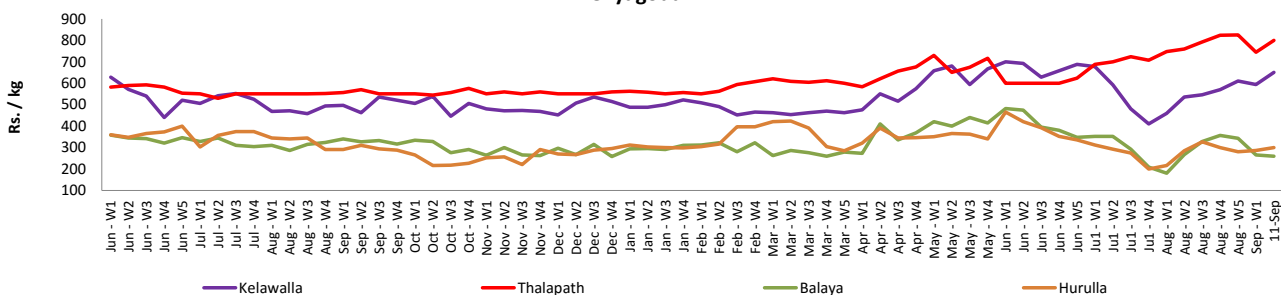
Fish

| Item | Unit | Wholesale | | | | Retail | | | |
|-----------|--------|-------------------------|--------|-------------------------|--------|-------------------------|--------|-------------------------|--------|
| | | Peliyagoda | | Negombo | | Peliyagoda | | Negombo | |
| | | Previous 5 Days Average | Today | Previous 5 Days Average | Today | Previous 5 Days Average | Today | Previous 5 Days Average | Today |
| Kelawalla | Rs./Kg | 608.00 | 650.00 | 566.00 | 530.00 | 853.00 | 900.00 | 780.00 | 780.00 |
| Thalapath | Rs./Kg | 756.00 | 800.00 | 622.00 | 600.00 | 900.00 | 950.00 | 836.00 | 800.00 |
| Balaya | Rs./Kg | 282.00 | 260.00 | 216.00 | 200.00 | 386.00 | 360.00 | 384.00 | 380.00 |
| Paraw | Rs./Kg | 598.00 | 600.00 | 540.00 | 550.00 | 930.00 | 900.00 | 756.00 | 750.00 |
| Salaya | Rs./Kg | 130.00 | 120.00 | 96.00 | 100.00 | 205.00 | 200.00 | 164.00 | 150.00 |
| Hurulla | Rs./Kg | 285.00 | 300.00 | 242.00 | 280.00 | 390.00 | 400.00 | 338.00 | 400.00 |

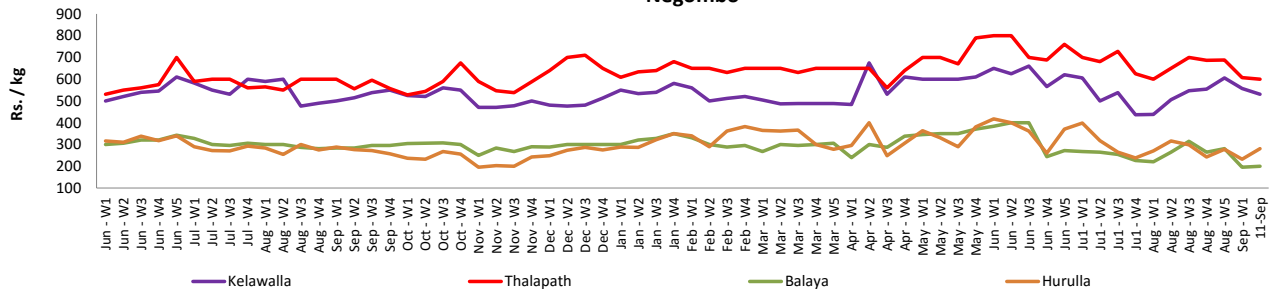
- Price increased by more than 5% compared to previous week average price.
- Price decreased by more than 5% compared to previous week average price.

Wholesale Prices

Peliyagoda

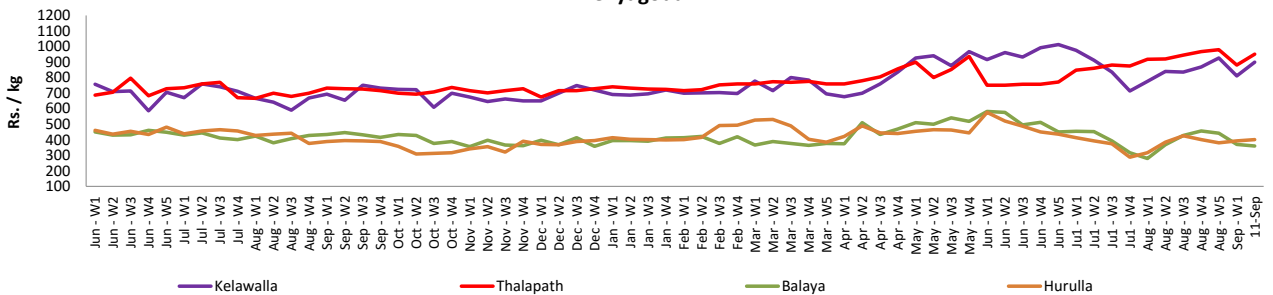


Negombo

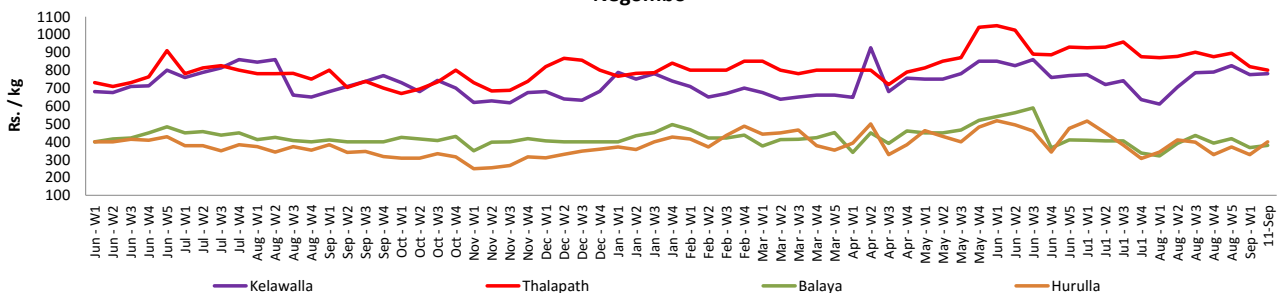


Retail Prices

Peliyagoda



Negombo



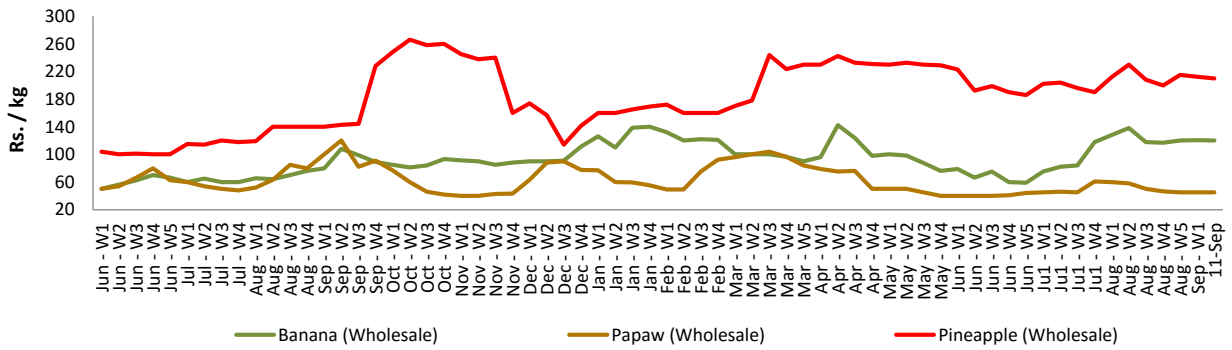
Wholesale and Retail Prices of Selected Food Commodities - 2017/09/11

Fruits

| Item | Unit | Wholesale | | Retail | |
|---------------|--------|-------------------------|--------|-------------------------|--------|
| | | Pettah | | | |
| | | Previous 5 Days Average | Today | Previous 5 Days Average | Today |
| Banana (Sour) | Rs./Kg | 121.00 | 120.00 | 159.00 | 160.00 |
| Papaw | Rs./Kg | 45.00 | 45.00 | 75.00 | 75.00 |
| Pineapple | Rs./Kg | 218.00 | 210.00 | 286.00 | 280.00 |

- Price increased by more than 5% compared to previous week average price.
- Price decreased by more than 5% compared to previous week average price.

Wholesale - Pettah



Wholesale and Retail Prices of Selected Food Commodities - 2017/09/11

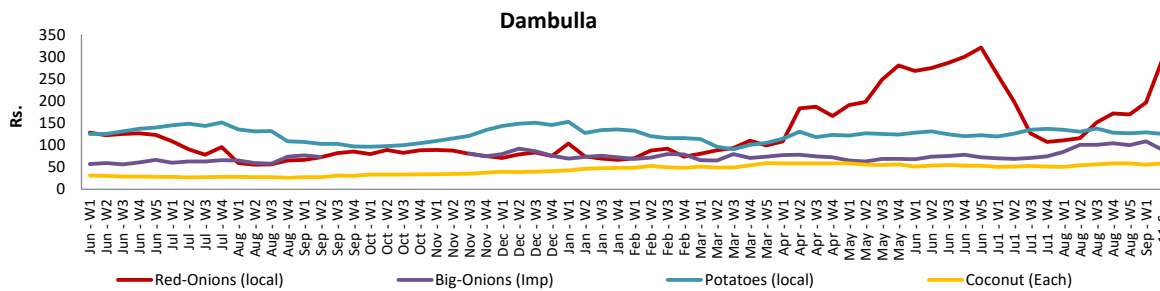
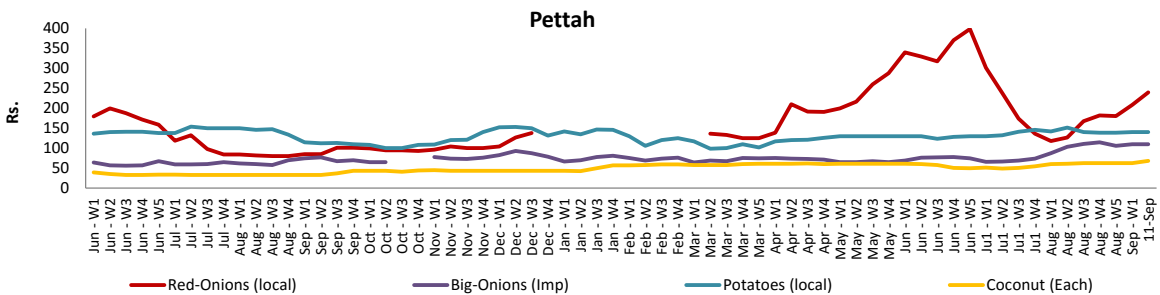
Other

| Item | Unit | Wholesale | | | | Retail | | | |
|----------------------|----------|-------------------------|--------|-------------------------|--------|-------------------------|--------|-------------------------|--------|
| | | Pettah | | Dambulla | | Pettah | | Dambulla | |
| | | Previous 5 Days Average | Today | Previous 5 Days Average | Today | Previous 5 Days Average | Today | Previous 5 Days Average | Today |
| Red-Onions (local) | Rs./Kg | 206.00 | 240.00 | 184.00 | 295.00 | 253.00 | 270.00 | 198.00 | 308.00 |
| Red-Onions (Imp) | Rs./Kg | n.a. | n.a. | n.a. | n.a. | n.a. | n.a. | n.a. | n.a. |
| Big-Onions (local) | Rs./Kg | 132.00 | 128.00 | 100.20 | 113.00 | 148.00 | 150.00 | 112.00 | 123.00 |
| Big-Onions (Imp) | Rs./Kg | 109.00 | 110.00 | 105.00 | 89.00 | 128.00 | 130.00 | 117.00 | 99.00 |
| Potatoes (local) | Rs./Kg | 139.00 | 140.00 | 128.00 | 125.00 | 161.00 | 160.00 | 140.00 | 138.00 |
| Potatoes (Imp) | Rs./Kg | 85.00 | 85.00 | | | 100.00 | 100.00 | | |
| Dried Chillies (Imp) | Rs./Kg | 189.00 | 190.00 | 171.00 | 178.00 | 221.00 | 220.00 | 184.00 | 188.00 |
| Coconut | Rs./Nut | 63.00 | 68.00 | 56.00 | 58.00 | 74.00 | 75.00 | 64.00 | 68.00 |
| Coconut oil | Rs./Ltr | 360.00 | 360.00 | | | 380.00 | 380.00 | | |
| Dhal | Rs./Kg | 133.00 | 135.00 | | | 150.00 | 150.00 | | |
| Sugar | Rs./Kg | 105.00 | 105.00 | | | 115.00 | 115.00 | | |
| Eggs | Rs./Each | 12.50 | 11.50 | | | 13.50 | 12.50 | | |
| Katta | Rs./Kg | 850.00 | 850.00 | | | 900.00 | 900.00 | | |
| Sprats | Rs./Kg | 500.00 | 500.00 | | | 550.00 | 550.00 | | |

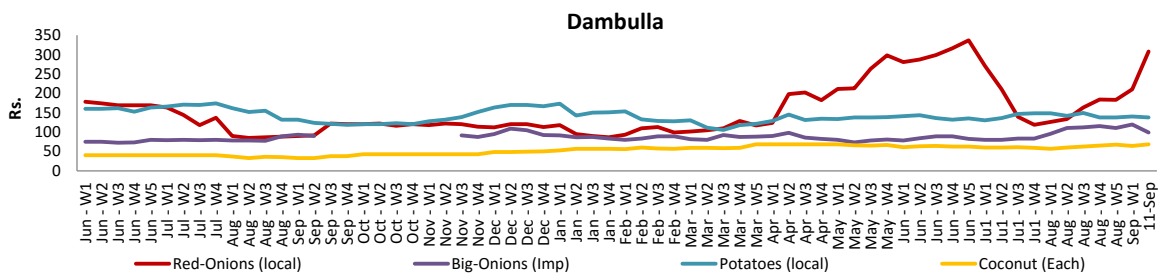
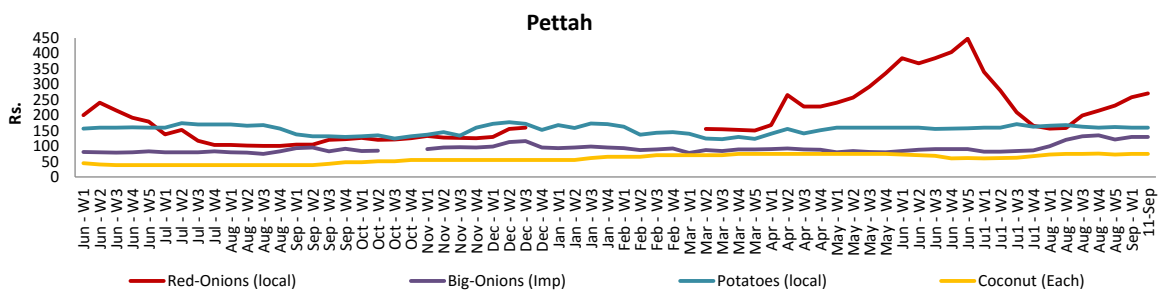
Price increased by more than 5% compared to previous week average price.

Price decreased by more than 5% compared to previous week average price.

Wholesale Prices



Retail Prices



* Prices of food commodities may vary due to quality and markets among other factors.