

## A Summary of Price Developments (From 01 September 2017 to 08 September 2017)



### Vegetables

- Prices of most varieties of vegetables demonstrated mixed movements in both Pettah and Dambulla markets.



### Rice

- No significant movement in Rice (Local) prices observed during the week.



### Fish

- Prices of most fish varieties decreased in Negombo market due to high supply.



### Other

- Prices of Local Red Onions increased in Pettah market due to low supply.

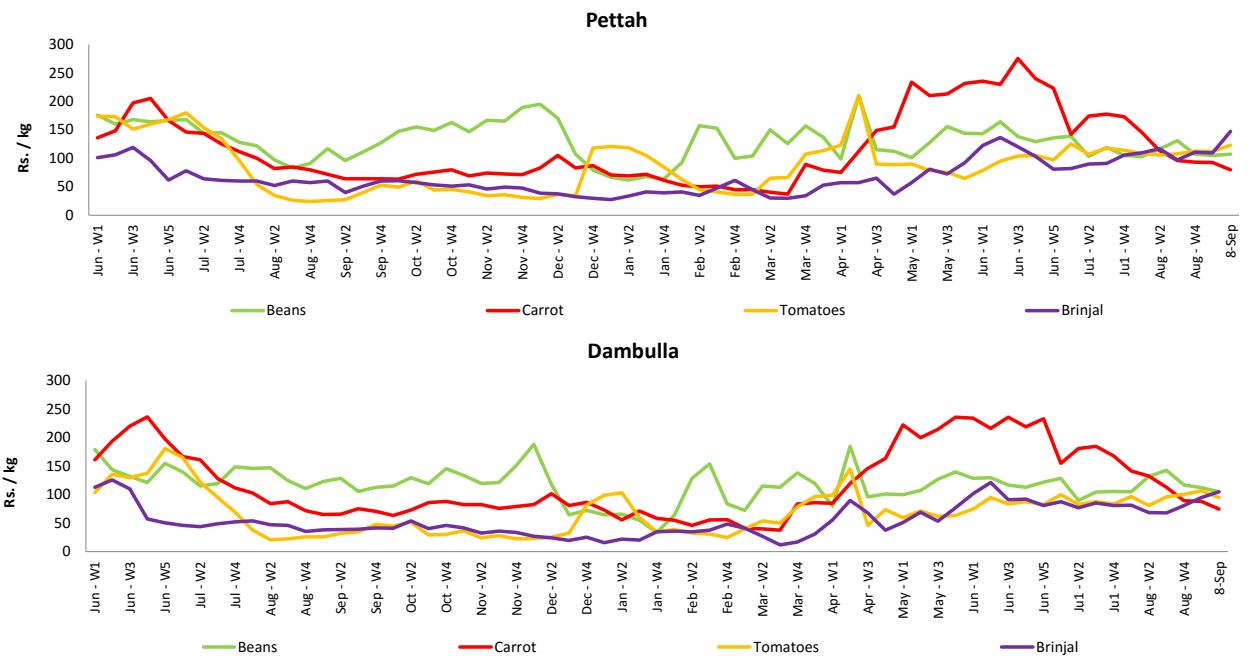
# Wholesale and Retail Prices of Selected Food Commodities - 2017/09/08

## Vegetables

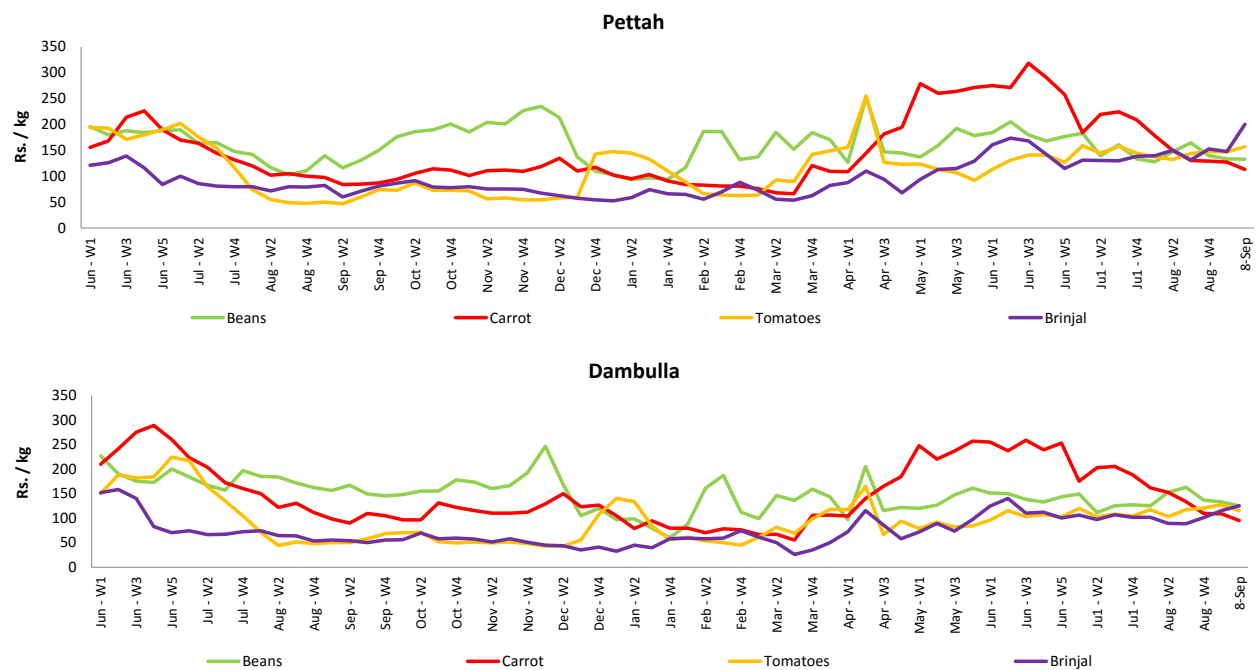
Item	Unit	Wholesale				Retail			
		Pettah		Dambulla		Pettah		Dambulla	
		Previous 5 Days Average	Today	Previous 5 Days Average	Today	Previous 5 Days Average	Today	Previous 5 Days Average	Today
Beans	Rs./Kg	94.00	107.00	91.00	105.00	128.00	133.00	111.00	125.00
Carrot	Rs./Kg	88.00	80.00	101.00	75.00	122.00	113.00	121.00	95.00
Cabbage	Rs./Kg	44.00	43.00	42.00	43.00	79.00	77.00	62.00	63.00
Tomatoes	Rs./Kg	118.00	123.00	91.00	95.00	150.00	157.00	111.00	115.00
Brinjal	Rs./Kg	113.00	147.00	101.00	105.00	150.00	200.00	121.00	125.00
Pumpkin	Rs./Kg	39.00	37.00	28.00	23.00	71.00	63.00	48.00	43.00
Snake gourd	Rs./Kg	84.00	77.00	57.00	63.00	117.00	117.00	77.00	83.00

- Price increased by more than 5% compared to previous week average price.
- Price decreased by more than 5% compared to previous week average price.

### Wholesale Prices



### Retail Prices



# Wholesale and Retail Prices of Selected Food Commodities - 2017/09/08

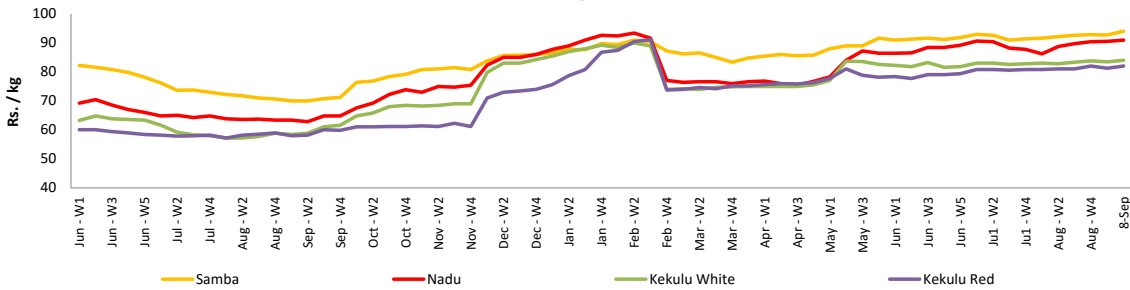
## Rice

Item	Unit	Wholesale				Retail	
		Maradaghamula		Pettah		Pettah	
		Previous 5 Days Average	Today	Previous 5 Days Average	Today	Previous 5 Days Average	Today
Samba	Rs./Kg	93.00	94.00	93.00	93.00	98.00	98.00
Nadu	Rs./Kg	90.00	91.00	87.00	87.00	93.00	93.00
Kekulu White	Rs./Kg	84.00	84.00	84.00	84.00	90.00	90.00
Kekulu Red	Rs./Kg	82.00	82.00	78.00	78.00	86.00	85.00

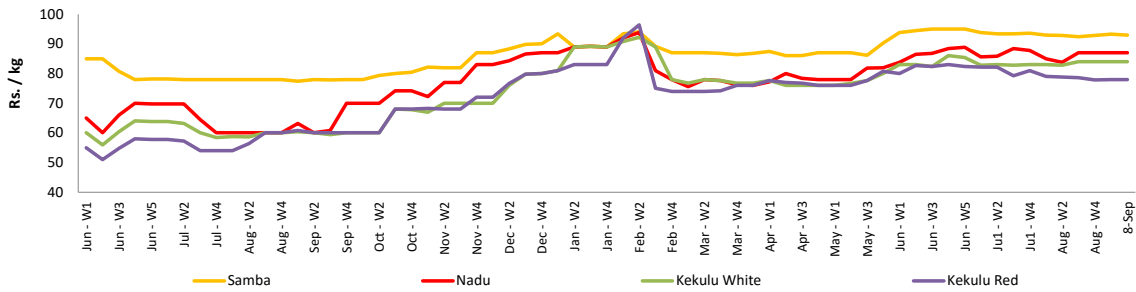
- Price increased by more than 5% compared to previous week average price.
- Price decreased by more than 5% compared to previous week average price.

### Wholesale Prices

#### Maradaghamula

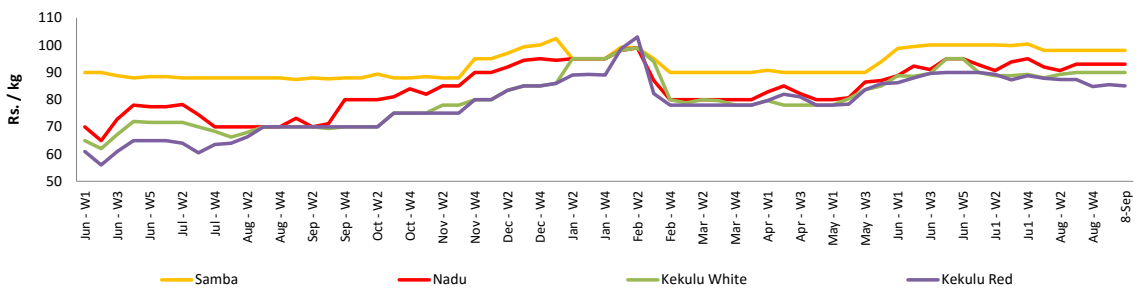


#### Pettah



### Retail Prices

#### Pettah



# Wholesale and Retail Prices of Selected Food Commodities - 2017/09/08

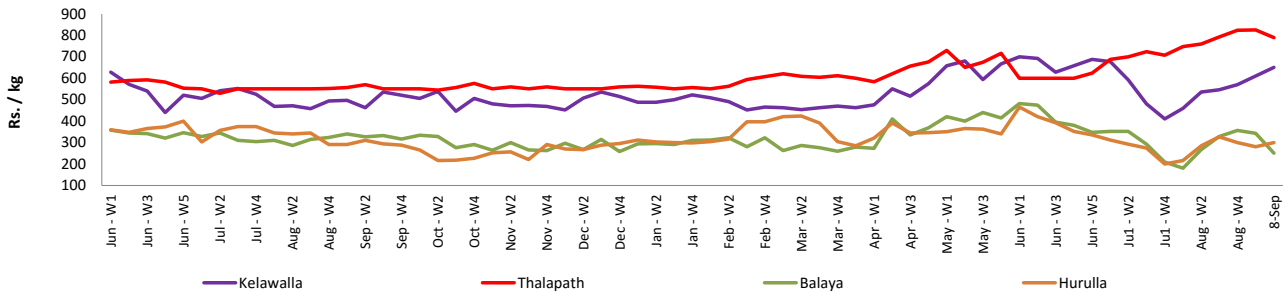
## Fish

Item	Unit	Wholesale				Retail			
		Peliyagoda		Negombo		Peliyagoda		Negombo	
		Previous 5 Days Average	Today	Previous 5 Days Average	Today	Previous 5 Days Average	Today	Previous 5 Days Average	Today
Kelawalla	Rs./Kg	608.00	650.00	566.00	550.00	873.00	900.00	790.00	750.00
Thalapath	Rs./Kg	748.00	790.00	636.00	600.00	900.00	900.00	852.00	800.00
Balaya	Rs./Kg	302.00	250.00	232.00	200.00	406.00	350.00	398.00	350.00
Paraw	Rs./Kg	602.00	600.00	546.00	500.00	942.00	900.00	762.00	700.00
Salaya	Rs./Kg	125.00	140.00	102.00	90.00	195.00	220.00	166.00	170.00
Hurulla	Rs./Kg	280.00	300.00	256.00	230.00	385.00	400.00	358.00	320.00

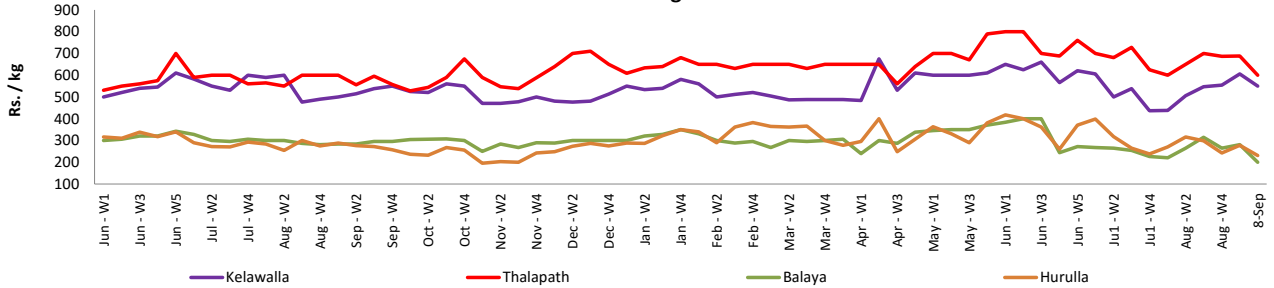
- Price increased by more than 5% compared to previous week average price.
- Price decreased by more than 5% compared to previous week average price.

### Wholesale Prices

#### Peliyagoda

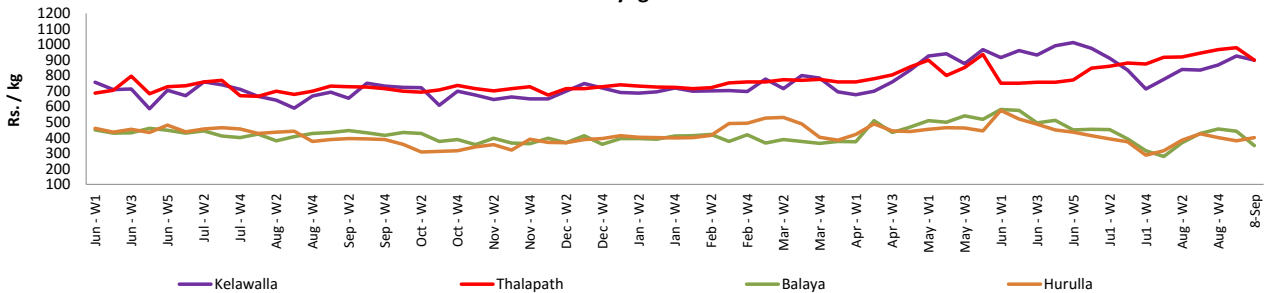


#### Negombo

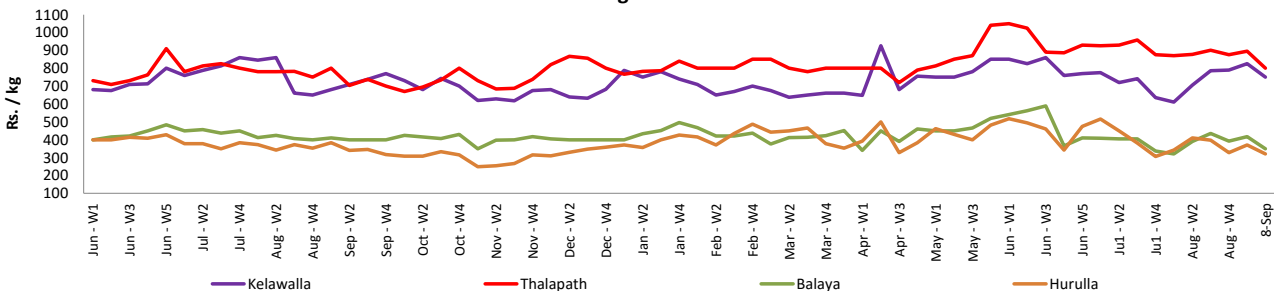


### Retail Prices

#### Peliyagoda



#### Negombo



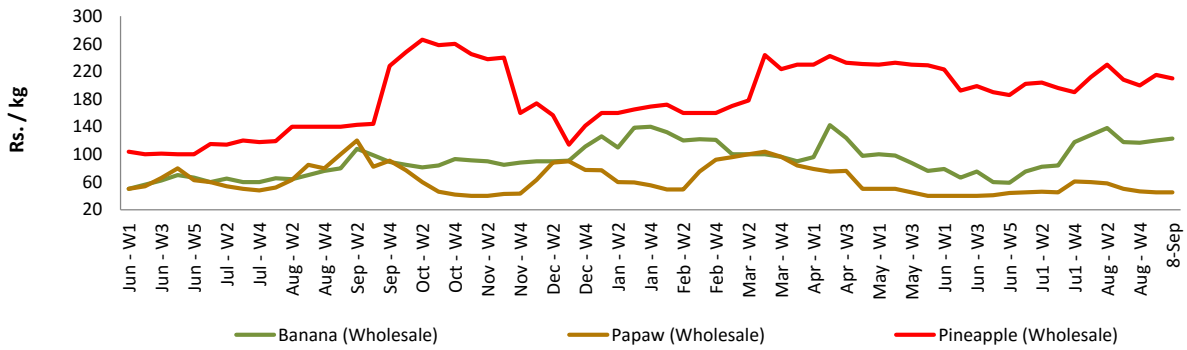
# Wholesale and Retail Prices of Selected Food Commodities - 2017/09/08

## Fruits

Item	Unit	Wholesale		Retail	
		Pettah			
		Previous 5 Days Average	Today	Previous 5 Days Average	Today
Banana (Sour)	Rs./Kg	120.00	123.00	161.00	160.00
Papaw	Rs./Kg	45.00	45.00	75.00	75.00
Pineapple	Rs./Kg	218.00	210.00	288.00	280.00

- Price increased by more than 5% compared to previous week average price.
- Price decreased by more than 5% compared to previous week average price.

Wholesale - Pettah



# Wholesale and Retail Prices of Selected Food Commodities - 2017/09/08

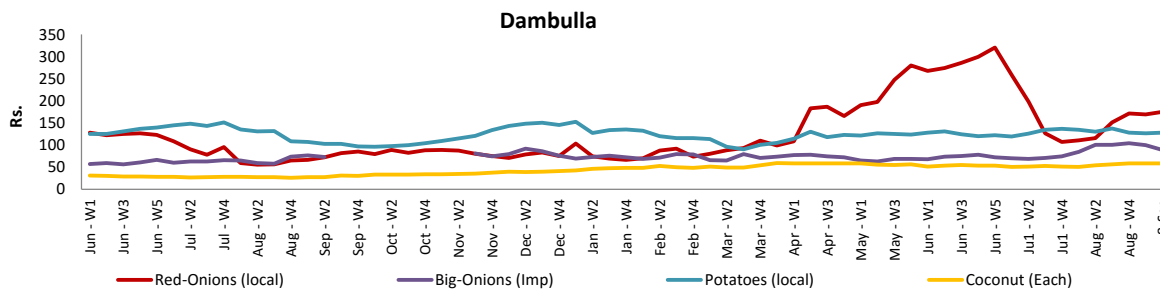
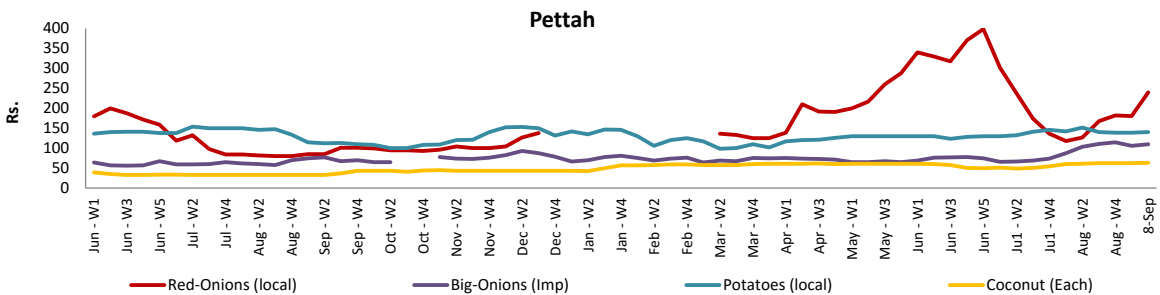
## Other

Item	Unit	Wholesale				Retail			
		Pettah		Dambulla		Pettah		Dambulla	
		Previous 5 Days Average	Today	Previous 5 Days Average	Today	Previous 5 Days Average	Today	Previous 5 Days Average	Today
Red-Onions (local)	Rs./Kg	193.00	240.00	184.00	175.00	244.00	275.00	198.00	188.00
Red-Onions (Imp)	Rs./Kg	n.a.	n.a.	n.a.	n.a.	n.a.	n.a.	n.a.	n.a.
Big-Onions (local)	Rs./Kg	130.00	133.00	95.00	113.00	145.00	150.00	107.00	123.00
Big-Onions (Imp)	Rs./Kg	108.00	110.00	107.00	89.00	125.00	135.00	119.00	99.00
Potatoes (local)	Rs./Kg	139.00	140.00	128.00	128.00	161.00	160.00	140.00	138.00
Potatoes (Imp)	Rs./Kg	85.00	85.00			100.00	100.00		
Dried Chillies (Imp)	Rs./Kg	189.00	190.00	171.00	175.00	221.00	220.00	184.00	188.00
Coconut	Rs./Nut	63.00	63.00	56.00	58.00	74.00	75.00	65.00	64.00
Coconut oil	Rs./Ltr	360.00	360.00			380.00	380.00		
Dhal	Rs./Kg	133.00	133.00			150.00	150.00		
Sugar	Rs./Kg	105.00	105.00			115.00	115.00		
Eggs	Rs./Each	12.30	12.50			13.30	13.50		
Katta	Rs./Kg	850.00	850.00			900.00	900.00		
Sprats	Rs./Kg	500.00	500.00			550.00	550.00		

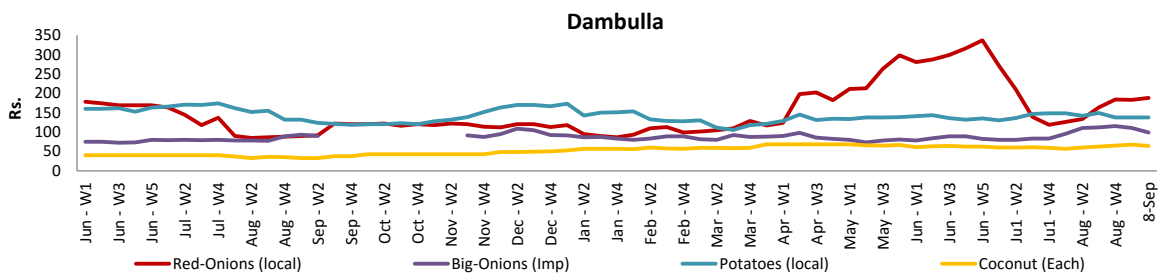
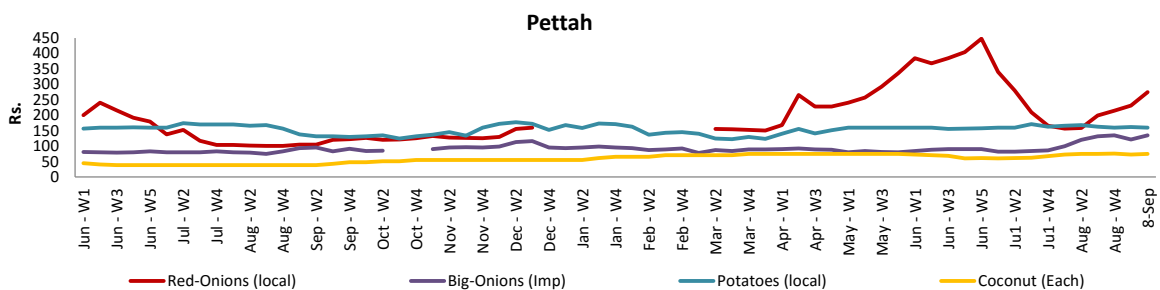
Price increased by more than 5% compared to previous week average price.

Price decreased by more than 5% compared to previous week average price.

### Wholesale Prices



### Retail Prices



\* Prices of food commodities may vary due to quality and markets among other factors.