

## A Summary of Price Developments (From 31 August 2017 to 07 September 2017)



### Vegetables

- Prices of most varieties of vegetables demonstrated mixed movements in both Pettah and Dambulla markets.



### Rice

- No significant movement in Rice (Local) prices observed during the week.



### Fish

- Prices of most fish varieties decreased in both Peliyagoda and Negombo markets due to high supply.



### Other

- Prices of Local Red Onions increased in both Pettah and Dambulla markets due to low supply.

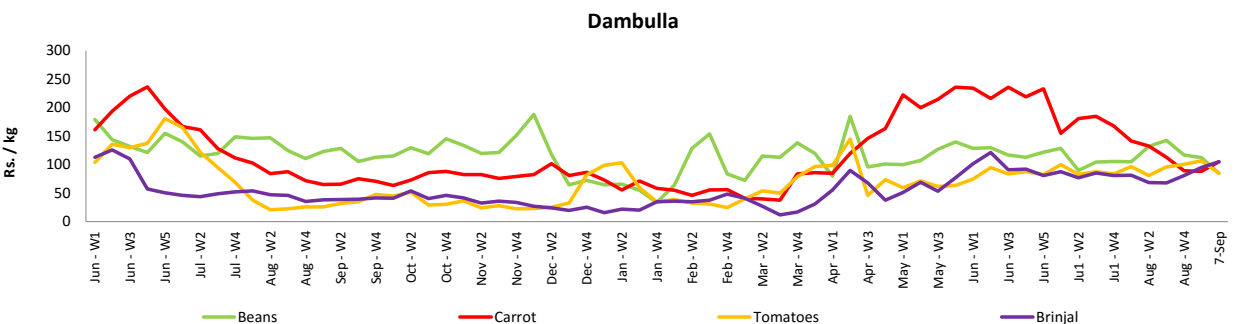
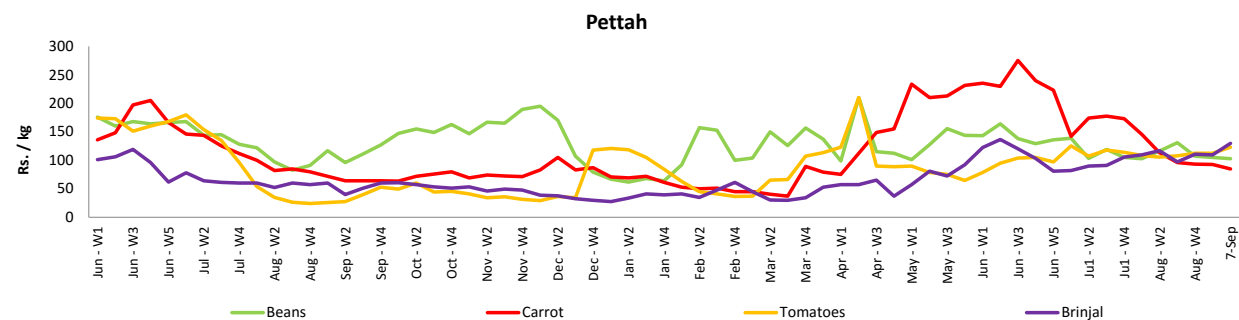
# Wholesale and Retail Prices of Selected Food Commodities - 2017/09/07

## Vegetables

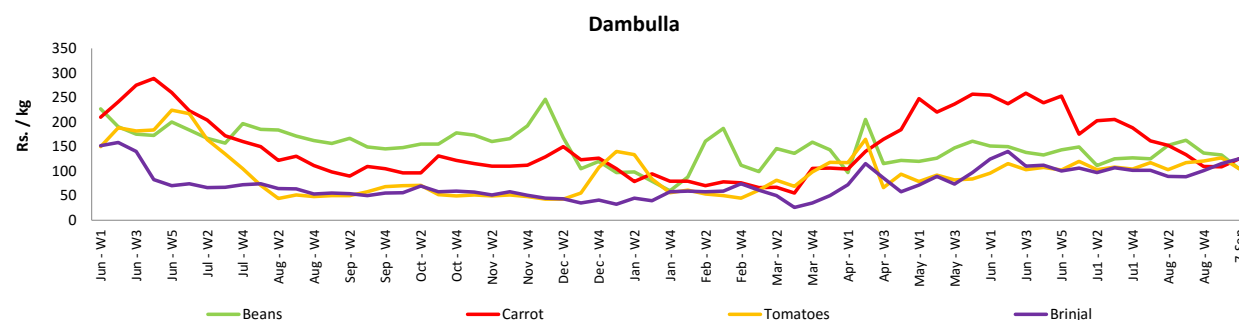
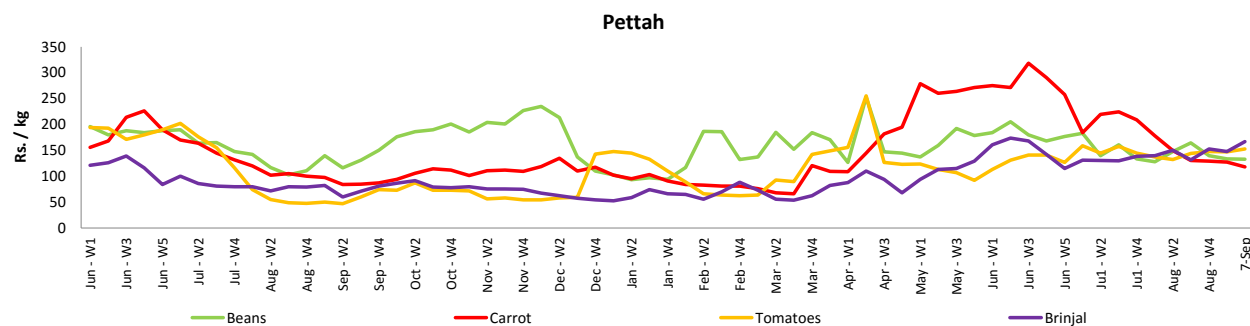
Item	Unit	Wholesale				Retail			
		Pettah		Dambulla		Pettah		Dambulla	
		Previous 5 Days Average	Today	Previous 5 Days Average	Today	Previous 5 Days Average	Today	Previous 5 Days Average	Today
Beans	Rs./Kg	95.00	103.00	97.00	85.00	128.00	133.00	117.00	105.00
Carrot	Rs./Kg	90.00	85.00	100.00	105.00	125.00	118.00	120.00	125.00
Cabbage	Rs./Kg	43.00	43.00	46.00	33.00	77.00	77.00	66.00	53.00
Tomatoes	Rs./Kg	116.00	123.00	97.00	85.00	149.00	153.00	117.00	105.00
Brinjal	Rs./Kg	108.00	130.00	99.00	105.00	145.00	167.00	119.00	125.00
Pumpkin	Rs./Kg	39.00	37.00	29.00	24.00	71.00	70.00	50.00	44.00
Snake gourd	Rs./Kg	79.00	100.00	58.00	63.00	114.00	130.00	78.00	83.00

- Price increased by more than 5% compared to previous week average price.
- Price decreased by more than 5% compared to previous week average price.

### Wholesale Prices



### Retail Prices



# Wholesale and Retail Prices of Selected Food Commodities - 2017/09/07

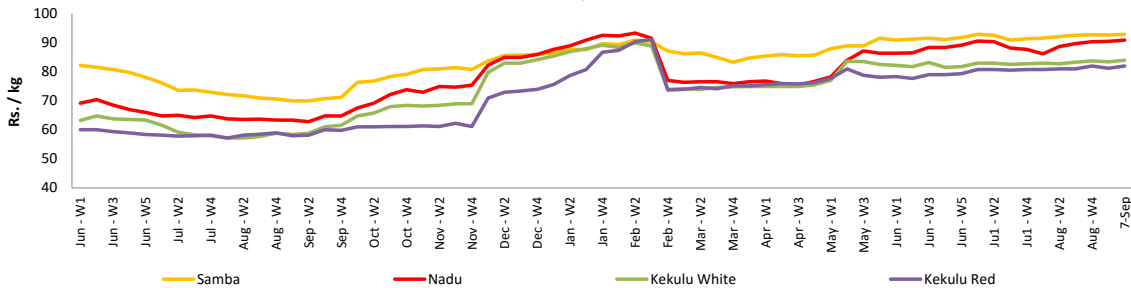
## Rice

Item	Unit	Wholesale				Retail	
		Maradaghamula		Pettah		Pettah	
		Previous 5 Days Average	Today	Previous 5 Days Average	Today	Previous 5 Days Average	Today
Samba	Rs./Kg	93.00	93.00	93.00	93.00	98.00	98.00
Nadu	Rs./Kg	90.00	91.00	87.00	87.00	93.00	93.00
Kekulu White	Rs./Kg	84.00	84.00	84.00	84.00	90.00	90.00
Kekulu Red	Rs./Kg	82.00	82.00	78.00	78.00	86.00	85.00

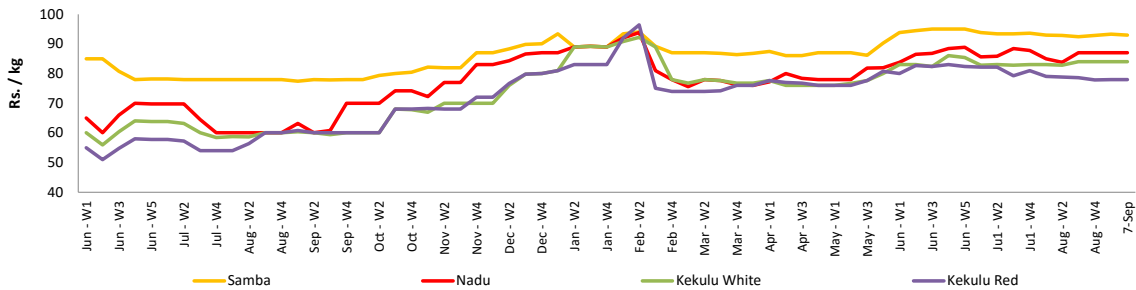
- Price increased by more than 5% compared to previous week average price.
- Price decreased by more than 5% compared to previous week average price.

### Wholesale Prices

#### Maradaghamula

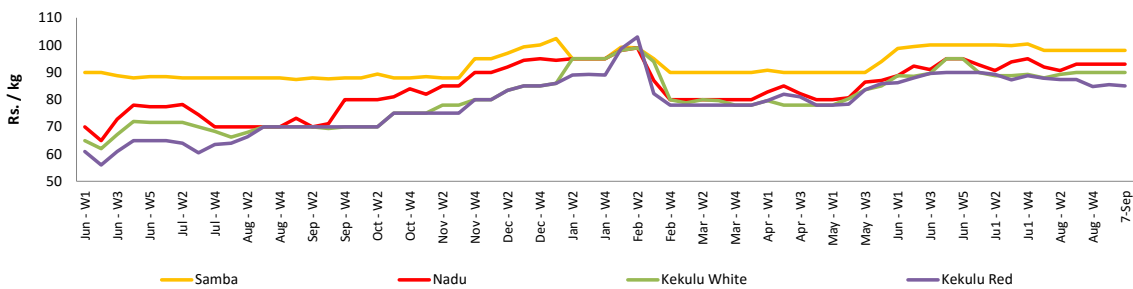


#### Pettah



### Retail Prices

#### Pettah



# Wholesale and Retail Prices of Selected Food Commodities - 2017/09/07

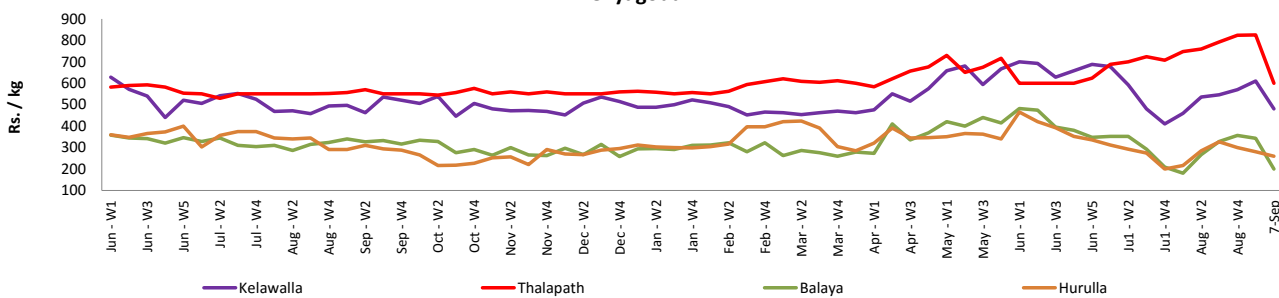
## Fish

Item	Unit	Wholesale				Retail			
		Peliyagoda		Negombo		Peliyagoda		Negombo	
		Previous 5 Days Average	Today	Previous 5 Days Average	Today	Previous 5 Days Average	Today	Previous 5 Days Average	Today
Kelawalla	Rs./Kg	633.00	480.00	584.00	560.00	935.00	630.00	800.00	800.00
Thalapath	Rs./Kg	797.00	600.00	656.00	600.00	953.00	740.00	872.00	800.00
Balaya	Rs./Kg	332.00	200.00	250.00	180.00	432.00	320.00	408.00	350.00
Paraw	Rs./Kg	616.00	550.00	536.00	550.00	954.00	900.00	758.00	770.00
Salaya	Rs./Kg	125.00	120.00	110.00	100.00	190.00	200.00	170.00	180.00
Hurulla	Rs./Kg	285.00	260.00	272.00	200.00	385.00	380.00	368.00	300.00

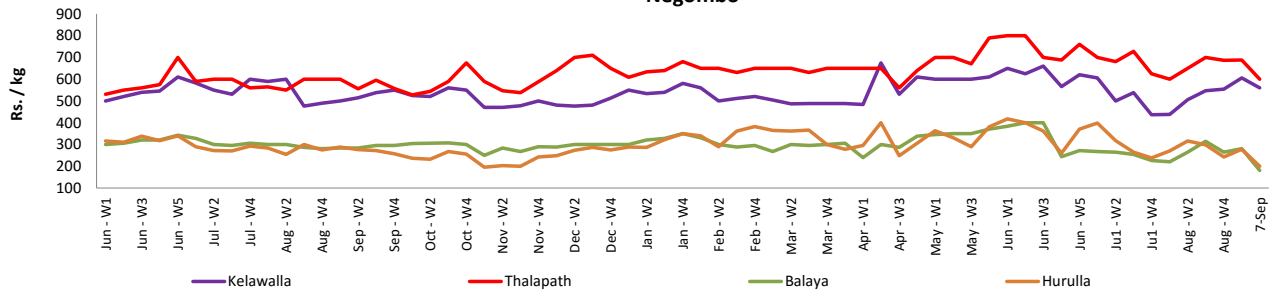
- Price increased by more than 5% compared to previous week average price.
- Price decreased by more than 5% compared to previous week average price.

### Wholesale Prices

#### Peliyagoda

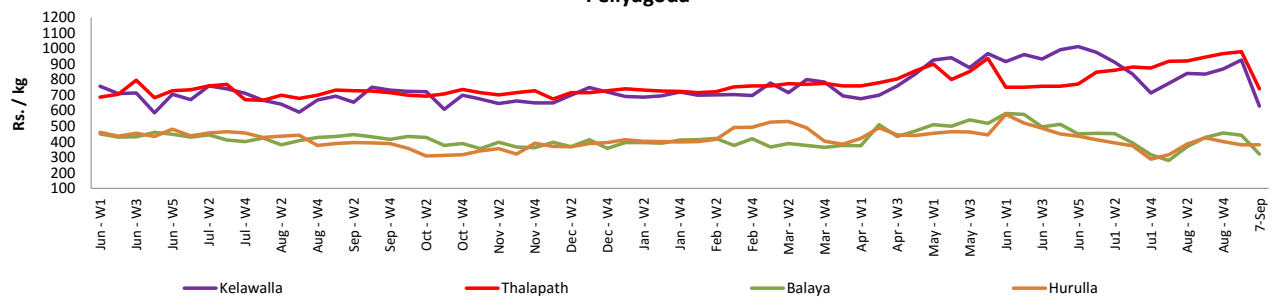


#### Negombo

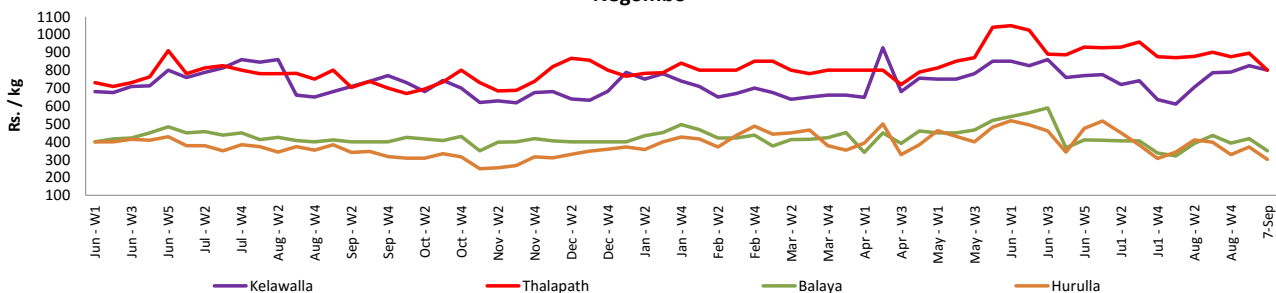


### Retail Prices

#### Peliyagoda



#### Negombo



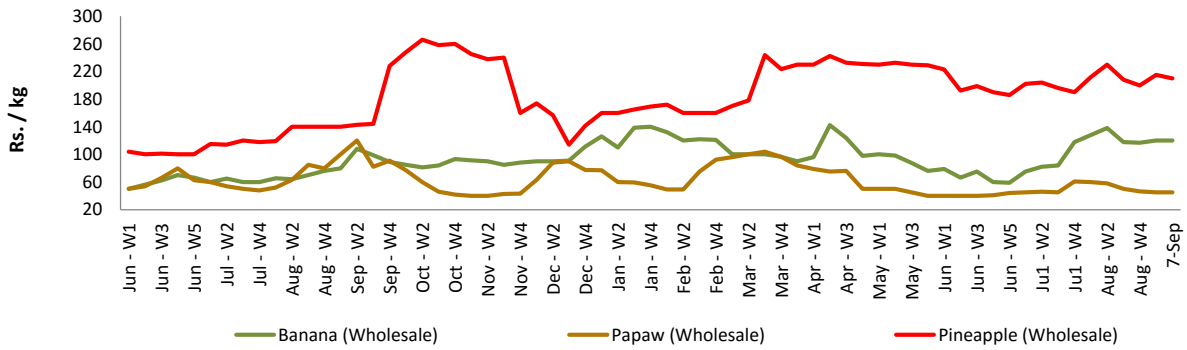
# Wholesale and Retail Prices of Selected Food Commodities - 2017/09/07

## Fruits

Item	Unit	Wholesale		Retail	
		Pettah			
		Previous 5 Days Average	Today	Previous 5 Days Average	Today
Banana (Sour)	Rs./Kg	120.00	120.00	161.00	160.00
Papaw	Rs./Kg	45.00	45.00	75.00	75.00
Pineapple	Rs./Kg	218.00	210.00	288.00	280.00

- Price increased by more than 5% compared to previous week average price.
- Price decreased by more than 5% compared to previous week average price.

Wholesale - Pettah



# Wholesale and Retail Prices of Selected Food Commodities - 2017/09/07

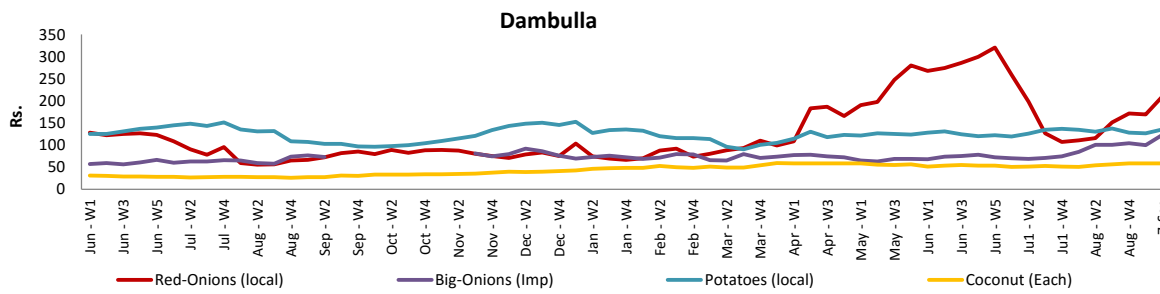
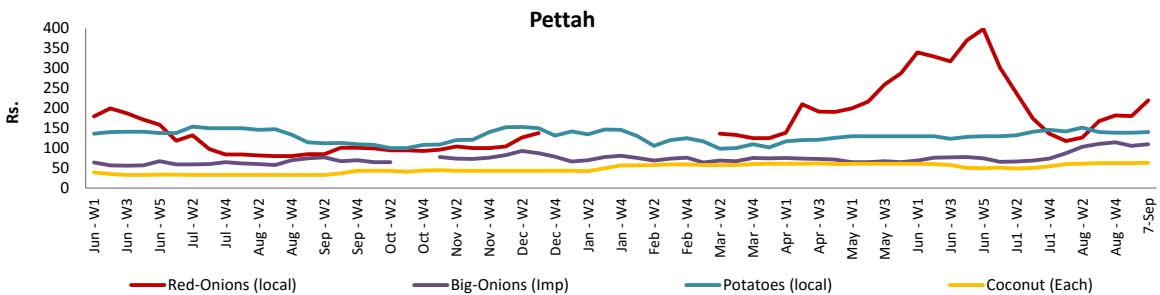
## Other

Item	Unit	Wholesale				Retail			
		Pettah		Dambulla		Pettah		Dambulla	
		Previous 5 Days Average	Today	Previous 5 Days Average	Today	Previous 5 Days Average	Today	Previous 5 Days Average	Today
Red-Onions (local)	Rs./Kg	185.00	220.00	176.00	210.00	136.00	270.00	188.30	228.00
Red-Onions (Imp)	Rs./Kg	n.a.	n.a.	n.a.	n.a.	n.a.	n.a.	n.a.	n.a.
Big-Onions (local)	Rs./Kg	n.a.	130.00	93.00	103.00	n.a.	145.00	105.00	113.00
Big-Onions (Imp)	Rs./Kg	107.00	110.00	103.00	123.00	125.00	125.00	115.00	133.00
Potatoes (local)	Rs./Kg	139.00	140.00	126.00	135.00	161.00	160.00	138.00	148.00
Potatoes (Imp)	Rs./Kg	85.00	85.00			100.00	100.00		
Dried Chillies (Imp)	Rs./Kg	189.00	190.00	171.00	175.00	221.00	220.00	184.00	188.00
Coconut	Rs./Nut	63.00	63.00	56.00	58.00	73.00	75.00	65.00	67.00
Coconut oil	Rs./Ltr	360.00	360.00			380.00	380.00		
Dhal	Rs./Kg	133.00	133.00			150.00	150.00		
Sugar	Rs./Kg	105.00	105.00			115.00	115.00		
Eggs	Rs./Each	12.10	12.50			13.10	13.50		
Katta	Rs./Kg	850.00	850.00			900.00	900.00		
Sprats	Rs./Kg	500.00	500.00			550.00	550.00		

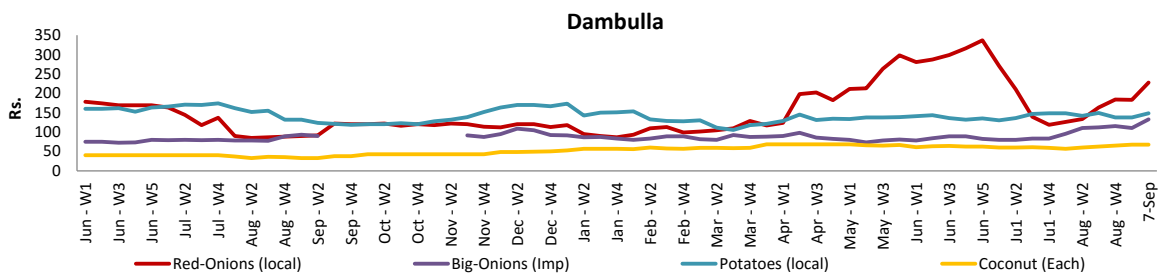
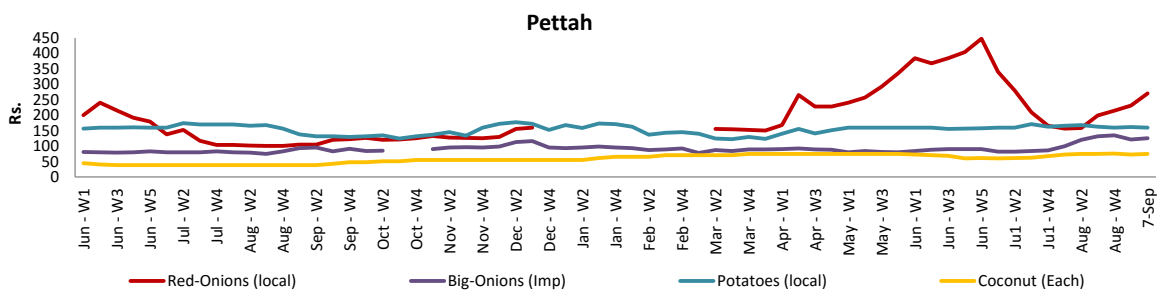
Price increased by more than 5% compared to previous week average price.

Price decreased by more than 5% compared to previous week average price.

### Wholesale Prices



### Retail Prices



\* Prices of food commodities may vary due to quality and markets among other factors.