

## A Summary of Price Developments (From 30 August 2017 to 06 September 2017)



### Vegetables

- Prices of most varieties of vegetables demonstrated mixed movements in both Pettah and Dambulla markets.



### Rice

- No significant movement in Rice (Local) prices observed during the week.



### Fish

- Prices of most fish varieties decreased in Negombo market due to high supply.



### Other

- Prices of Local Red Onions increased in Dambulla market and Eggs in Pettah market due to low supply.

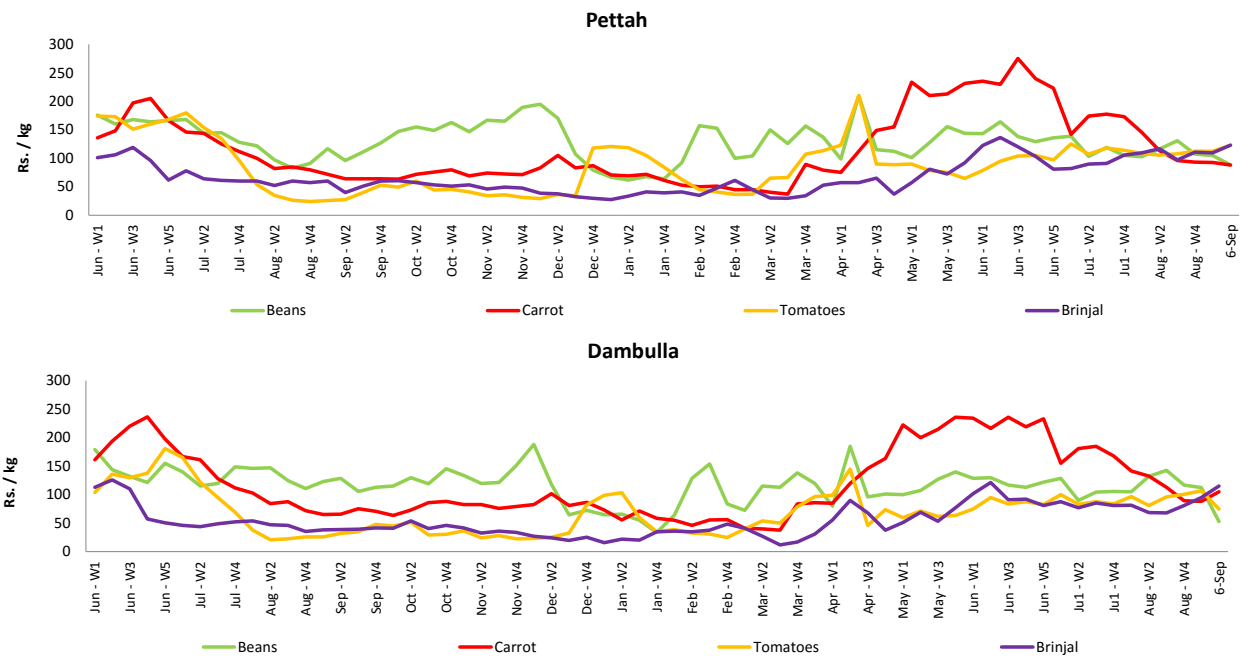
# Wholesale and Retail Prices of Selected Food Commodities - 2017/09/06

## Vegetables

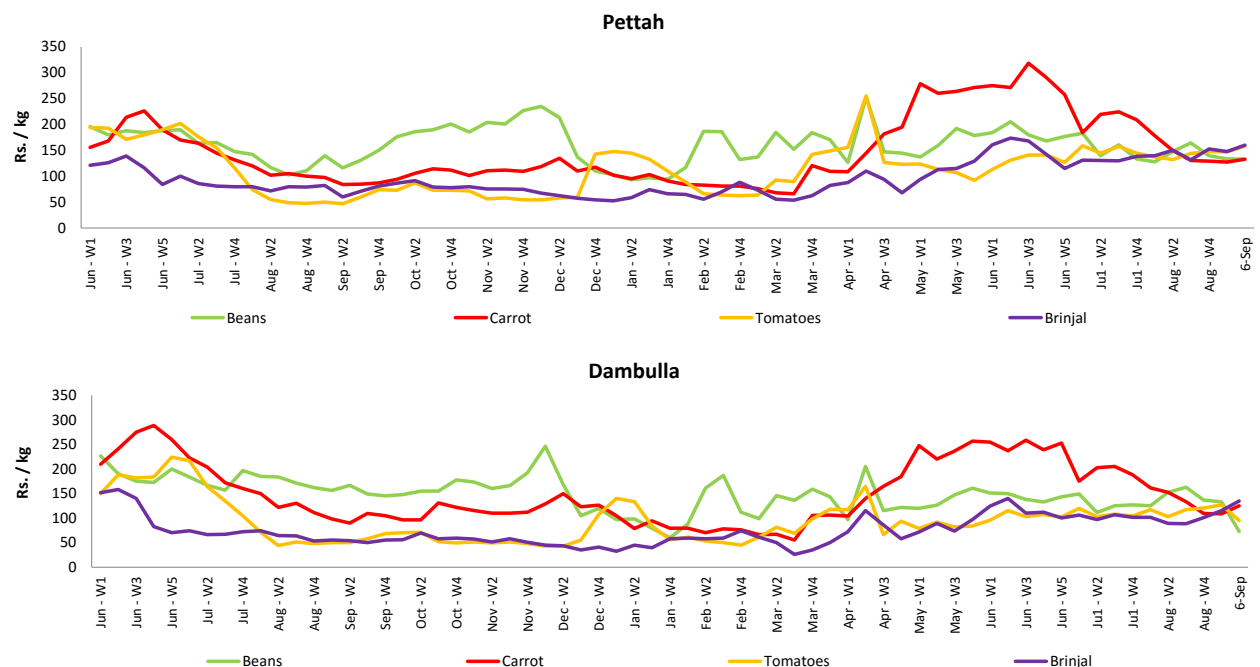
Item	Unit	Wholesale				Retail			
		Pettah		Dambulla		Pettah		Dambulla	
		Previous 5 Days Average	Today	Previous 5 Days Average	4-Sep	Previous 5 Days Average	Today	Previous 5 Days Average	4-Sep
Beans	Rs./Kg	100.00	88.00	109.00	53.00	129.00	133.00	129.00	73.00
Carrot	Rs./Kg	90.00	88.00	94.00	105.00	124.00	133.00	114.00	125.00
Cabbage	Rs./Kg	44.00	43.00	47.00	38.00	76.00	80.00	67.00	58.00
Tomatoes	Rs./Kg	114.00	123.00	103.00	75.00	148.00	158.00	123.00	95.00
Brinjal	Rs./Kg	106.00	123.00	95.00	115.00	143.00	160.00	115.00	135.00
Pumpkin	Rs./Kg	40.00	38.00	29.00	28.00	71.00	70.00	50.00	48.00
Snake gourd	Rs./Kg	80.00	77.00	61.00	48.00	116.00	110.00	81.00	68.00

- Price increased by more than 5% compared to previous week average price.
- Price decreased by more than 5% compared to previous week average price.

### Wholesale Prices



### Retail Prices



# Wholesale and Retail Prices of Selected Food Commodities - 2017/09/06

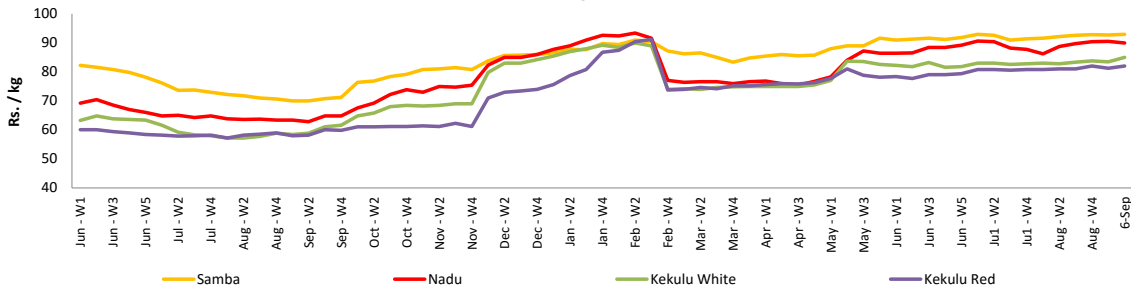
## Rice

Item	Unit	Wholesale				Retail	
		Maradagahamula		Pettah		Pettah	
		Previous 5 Days Average	Today	Previous 5 Days Average	Today	Previous 5 Days Average	Today
Samba	Rs./Kg	93.00	93.00	93.00	93.00	98.00	98.00
Nadu	Rs./Kg	90.00	90.00	87.00	87.00	93.00	93.00
Kekulu White	Rs./Kg	84.00	85.00	84.00	84.00	90.00	90.00
Kekulu Red	Rs./Kg	81.00	82.00	78.00	78.00	85.00	88.00

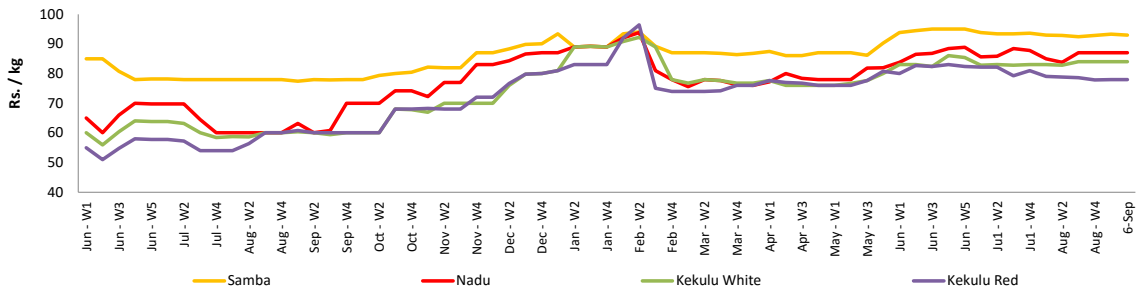
- Price increased by more than 5% compared to previous week average price.
- Price decreased by more than 5% compared to previous week average price.

### Wholesale Prices

#### Maradagahamula

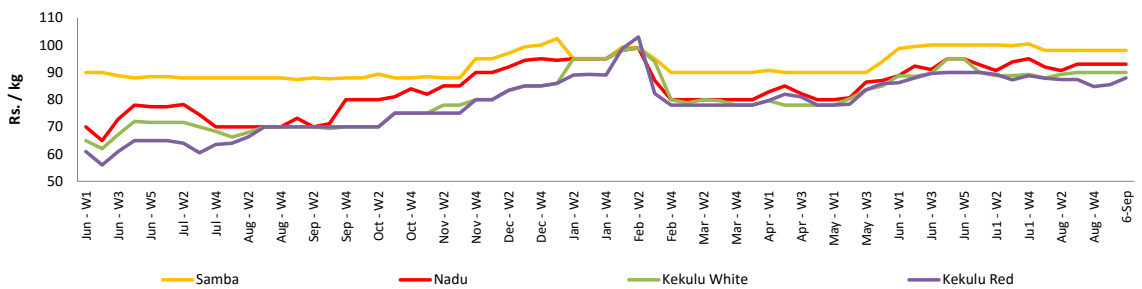


#### Pettah



### Retail Prices

#### Pettah



# Wholesale and Retail Prices of Selected Food Commodities - 2017/09/06

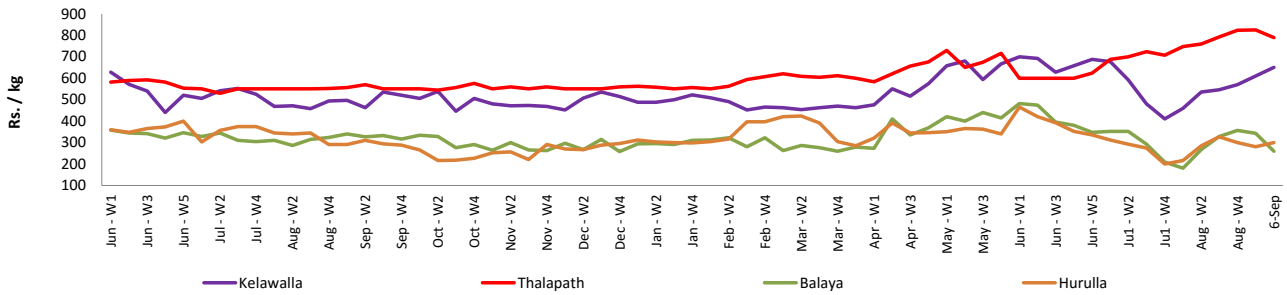
## Fish

Item	Unit	Wholesale				Retail			
		Peliyagoda		Negombo		Peliyagoda		Negombo	
		Previous 5 Days Average	Today	Previous 5 Days Average	Today	Previous 5 Days Average	Today	Previous 5 Days Average	Today
Kelawalla	Rs./Kg	610.00	650.00	604.00	520.00	925.00	900.00	820.00	750.00
Thalapath	Rs./Kg	817.00	790.00	680.00	580.00	980.00	900.00	892.00	800.00
Balaya	Rs./Kg	344.00	260.00	268.00	180.00	444.00	360.00	418.00	350.00
Paraw	Rs./Kg	615.00	620.00	526.00	550.00	958.00	940.00	754.00	770.00
Salaya	Rs./Kg	120.00	140.00	116.00	80.00	180.00	220.00	178.00	140.00
Hurulla	Rs./Kg	280.00	300.00	274.00	240.00	380.00	400.00	368.00	330.00

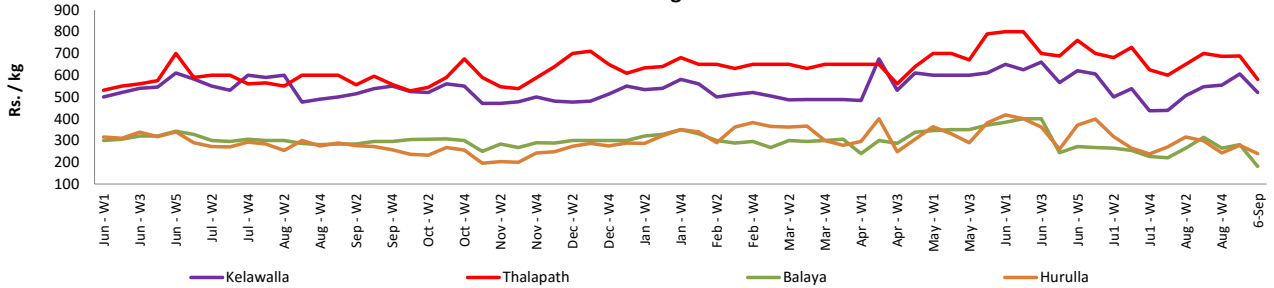
- Price increased by more than 5% compared to previous week average price.
- Price decreased by more than 5% compared to previous week average price.

### Wholesale Prices

#### Peliyagoda

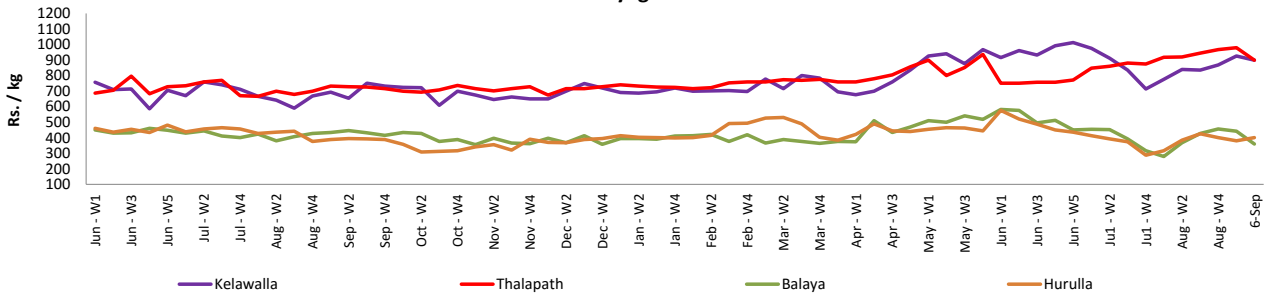


#### Negombo

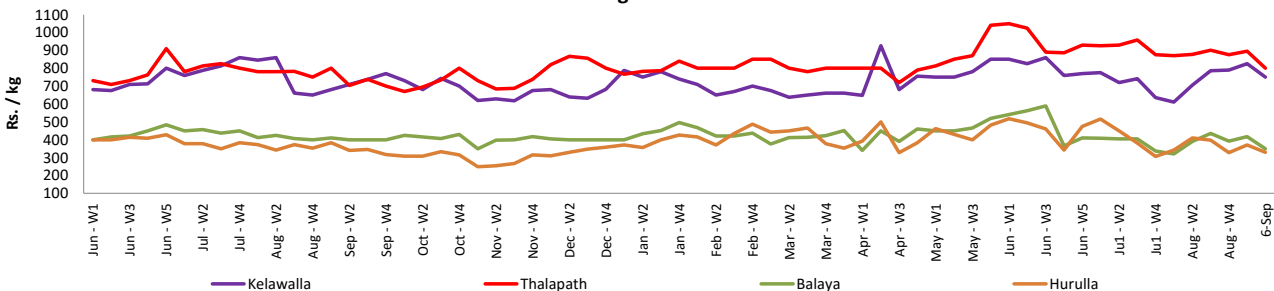


### Retail Prices

#### Peliyagoda



#### Negombo



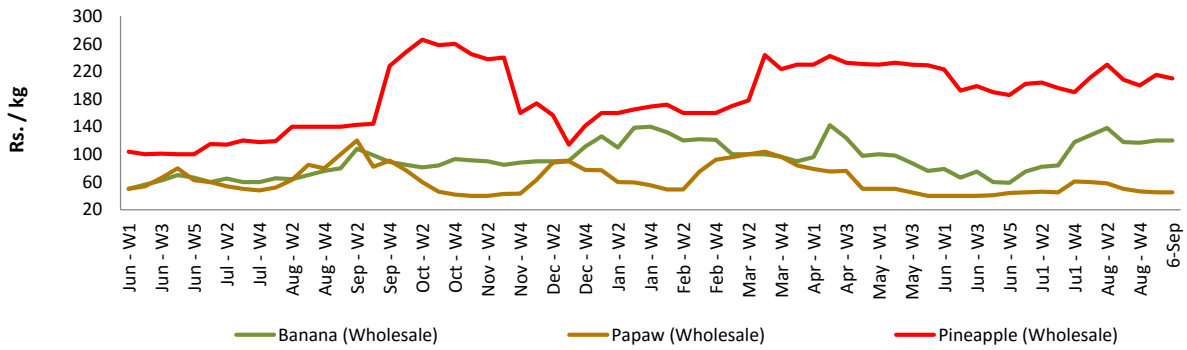
# Wholesale and Retail Prices of Selected Food Commodities - 2017/09/06

## Fruits

Item	Unit	Wholesale		Retail	
		Pettah			
		Previous 5 Days Average	Today	Previous 5 Days Average	Today
Banana (Sour)	Rs./Kg	120.00	120.00	161.00	160.00
Papaw	Rs./Kg	45.00	45.00	75.00	75.00
Pineapple	Rs./Kg	216.00	210.00	288.00	280.00

- Price increased by more than 5% compared to previous week average price.
- Price decreased by more than 5% compared to previous week average price.

Wholesale - Pettah



# Wholesale and Retail Prices of Selected Food Commodities - 2017/09/06

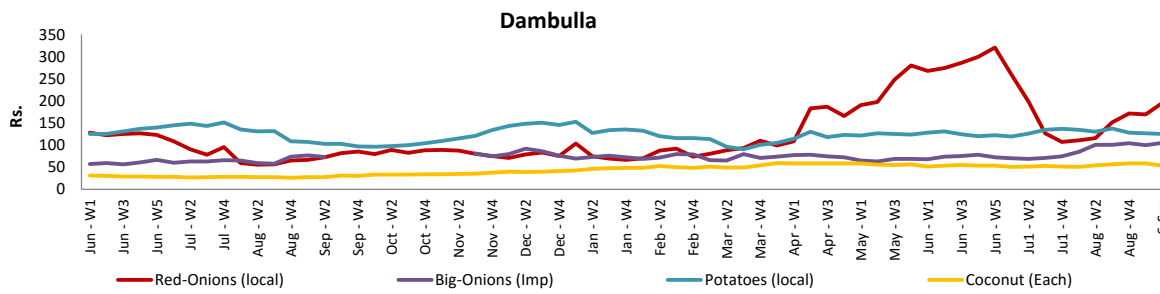
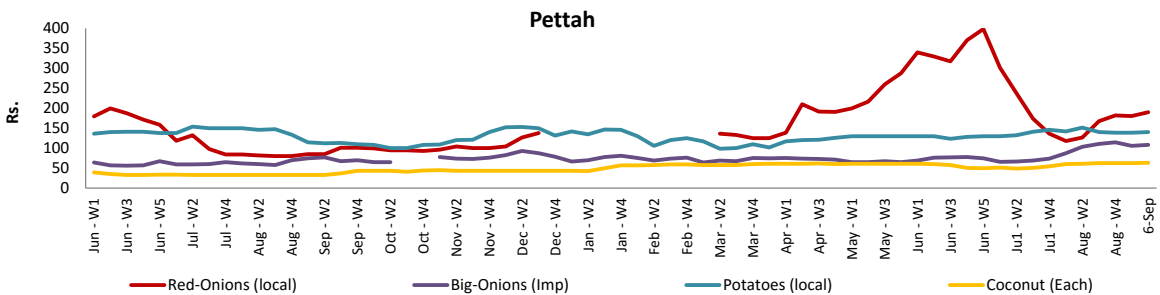
## Other

Item	Unit	Wholesale				Retail			
		Pettah		Dambulla		Pettah		Dambulla	
		Previous 5 Days Average	Today	Previous 5 Days Average	4-Sep	Previous 5 Days Average	Today	Previous 5 Days Average	4-Sep
Red-Onions (local)	Rs./Kg	182.00	190.00	176.00	195.00	234.00	240.00	190.00	208.00
Red-Onions (Imp)	Rs./Kg	n.a.	n.a.	n.a.	n.a.	n.a.	n.a.	n.a.	n.a.
Big-Onions (local)	Rs./Kg	n.a.	n.a.	93.00	95.00	n.a.	n.a.	105.00	108.00
Big-Onions (Imp)	Rs./Kg	107.00	108.00	103.00	105.00	124.00	125.00	114.00	118.00
Potatoes (local)	Rs./Kg	139.00	140.00	126.00	125.00	161.00	160.00	138.00	138.00
Potatoes (Imp)	Rs./Kg	85.00	85.00			100.00	100.00		
Dried Chillies (Imp)	Rs./Kg	189.00	190.00	171.00	175.00	221.00	220.00	184.00	188.00
Coconut	Rs./Nut	63.00	63.00	57.00	53.00	73.00	75.00	66.00	63.00
Coconut oil	Rs./Ltr	360.00	360.00			380.00	380.00		
Dhal	Rs./Kg	133.00	133.00			150.00	150.00		
Sugar	Rs./Kg	105.00	105.00			115.00	115.00		
Eggs	Rs./Each	11.90	12.50			12.90	13.50		
Katta	Rs./Kg	850.00	850.00			900.00	900.00		
Sprats	Rs./Kg	500.00	500.00			550.00	550.00		

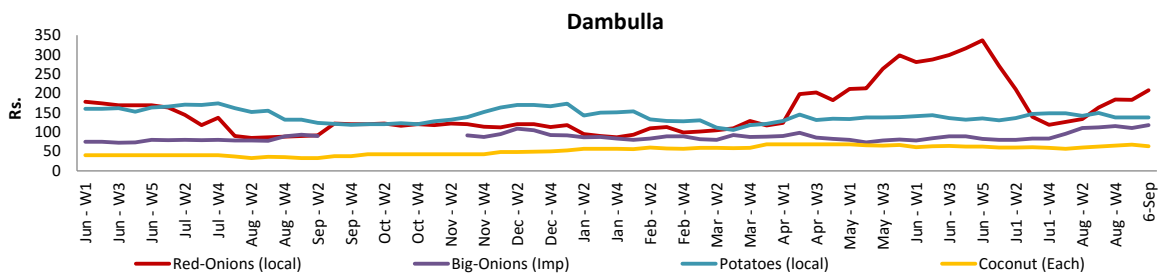
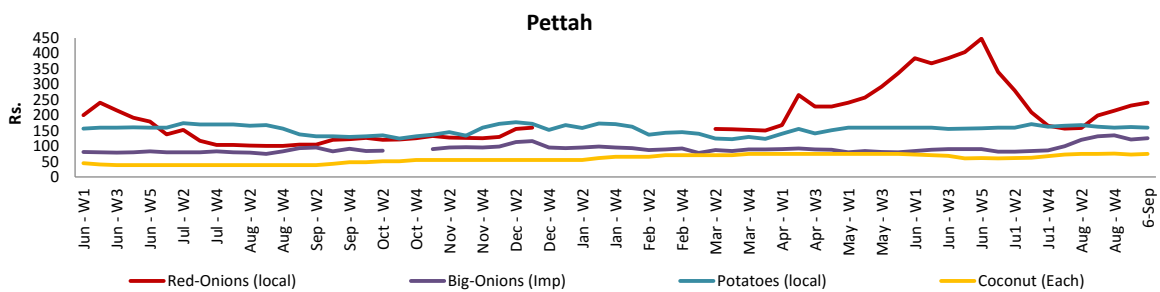
Price increased by more than 5% compared to previous week average price.

Price decreased by more than 5% compared to previous week average price.

### Wholesale Prices



### Retail Prices



\* Prices of food commodities may vary due to quality and markets among other factors.