

A Summary of Price Developments (From 28 August 2017 to 04 September 2017)



Vegetables

- Prices of most varieties of vegetables demonstrated declines in both Pettah and Dambulla markets.



Rice

- No significant movement in Rice (Local) prices observed during the week.



Other

- Prices of Local Red Onions, Local Big Onions, Imported Big Onions increased in Dambulla market and Eggs in Pettah market due to low supply.

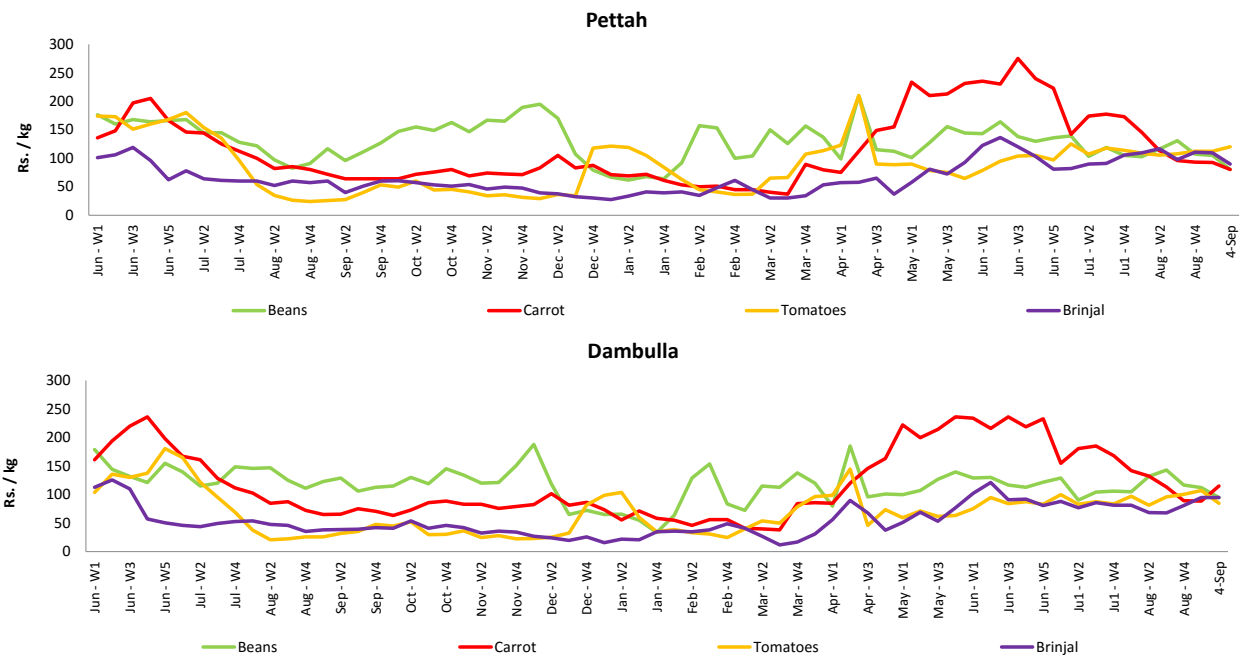
Wholesale and Retail Prices of Selected Food Commodities - 2017/09/04

Vegetables

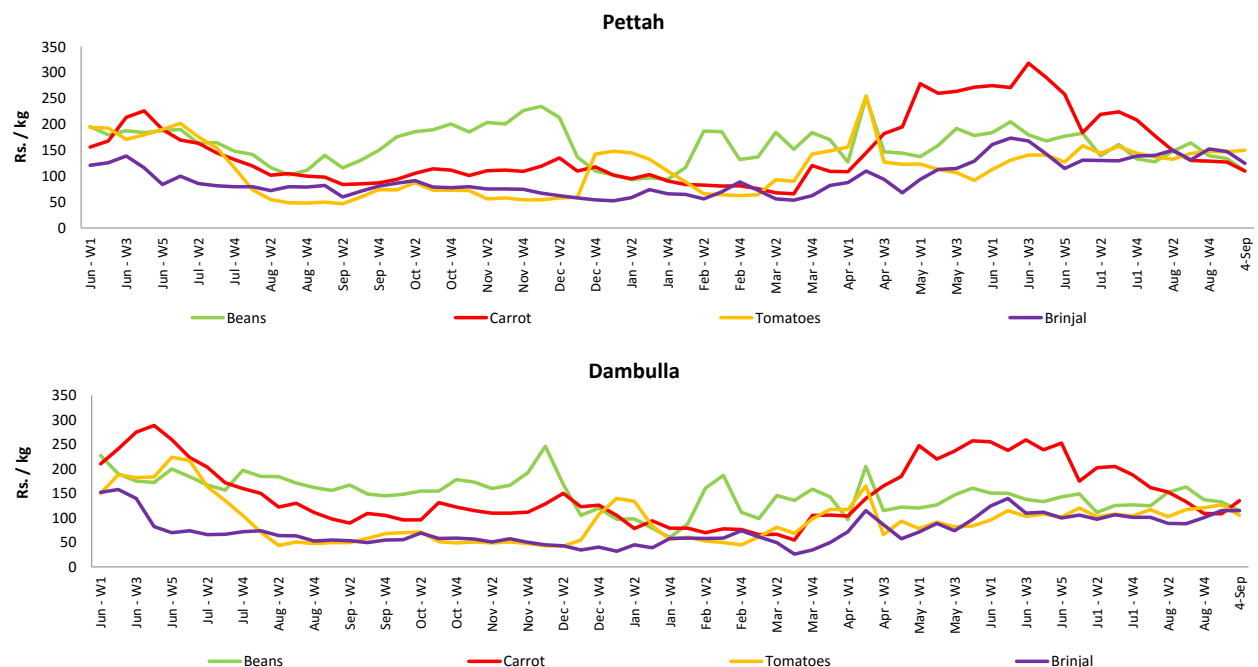
Item	Unit	Wholesale				Retail			
		Pettah		Dambulla		Pettah		Dambulla	
		Previous 5 Days Average	Today	Previous 5 Days Average	Today	Previous 5 Days Average	Today	Previous 5 Days Average	Today
Beans	Rs./Kg	107.00	80.00	111.00	95.00	136.00	110.00	131.00	115.00
Carrot	Rs./Kg	93.00	80.00	86.00	115.00	126.00	110.00	106.00	135.00
Cabbage	Rs./Kg	44.00	40.00	45.00	47.50	79.00	75.00	65.00	67.50
Tomatoes	Rs./Kg	115.00	120.00	107.00	85.00	149.00	150.00	127.00	105.00
Brinjal	Rs./Kg	112.00	90.00	93.00	95.00	150.00	125.00	113.00	115.00
Pumpkin	Rs./Kg	40.00	40.00	30.00	27.50	73.00	65.00	51.00	47.50
Snake gourd	Rs./Kg	82.00	80.00	63.00	57.50	120.00	110.00	83.00	77.50

- Price increased by more than 5% compared to previous week average price.
- Price decreased by more than 5% compared to previous week average price.

Wholesale Prices



Retail Prices



Wholesale and Retail Prices of Selected Food Commodities - 2017/09/04

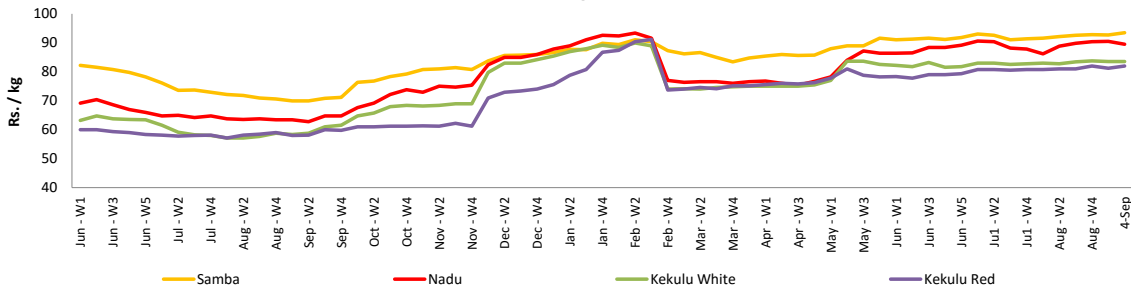
Rice

Item	Unit	Wholesale				Retail	
		Maradaghamula		Pettah		Pettah	
		Previous 5 Days Average	Today	Previous 5 Days Average	Today	Previous 5 Days Average	Today
Samba	Rs./Kg	93.00	93.50	93.00	93.00	98.00	98.00
Nadu	Rs./Kg	90.00	89.50	87.00	87.00	93.00	93.00
Kekulu White	Rs./Kg	84.00	83.50	84.00	84.00	90.00	90.00
Kekulu Red	Rs./Kg	81.00	82.00	78.00	78.00	85.00	85.00

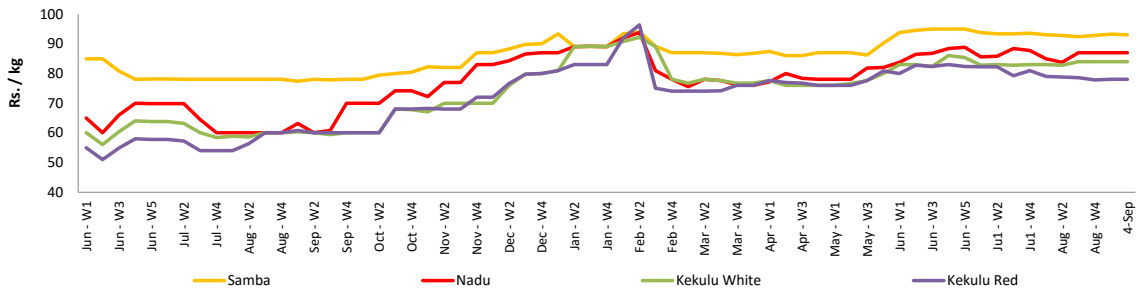
- Price increased by more than 5% compared to previous week average price.
- Price decreased by more than 5% compared to previous week average price.

Wholesale Prices

Maradaghamula

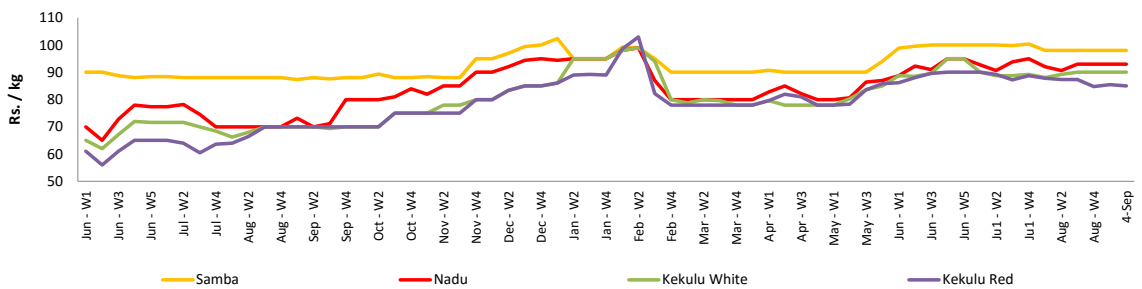


Pettah



Retail Prices

Pettah



Wholesale and Retail Prices of Selected Food Commodities - 2017/09/04

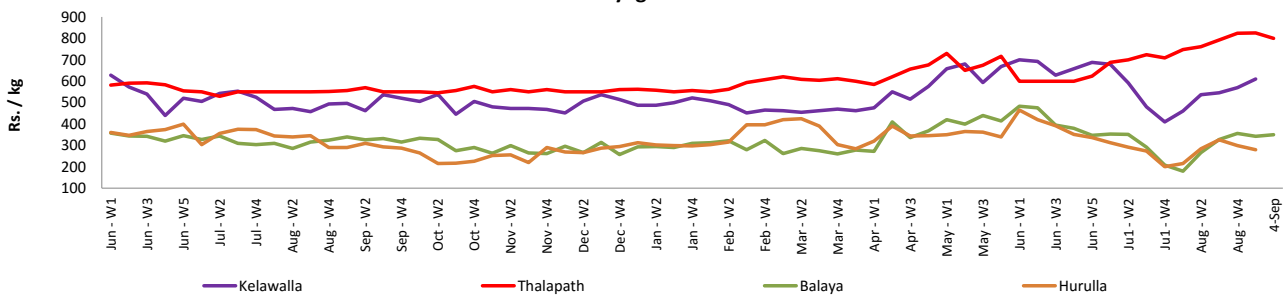
Fish

Item	Unit	Wholesale				Retail			
		Peliyagoda		Negombo		Peliyagoda		Negombo	
		Previous 5 Days Average	Today	Previous 5 Days Average	Today	Previous 5 Days Average	Today	Previous 5 Days Average	Today
Kelawalla	Rs./Kg	600.00	n.a.	604.00	600.00	912.00	n.a.	820.00	800.00
Thalapath	Rs./Kg	833.00	800.00	680.00	650.00	980.00	980.00	876.00	880.00
Balaya	Rs./Kg	338.00	350.00	276.00	220.00	438.00	450.00	410.00	420.00
Paraw	Rs./Kg	623.00	600.00	516.00	550.00	960.00	950.00	740.00	770.00
Salaya	Rs./Kg	116.00	n.a.	114.00	110.00	176.00	n.a.	176.00	170.00
Hurulla	Rs./Kg	276.00	n.a.	276.00	260.00	376.00	n.a.	370.00	360.00

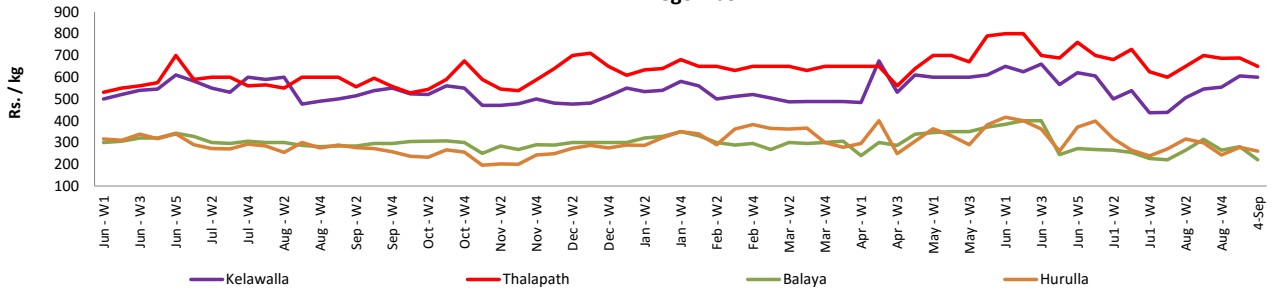
- Price increased by more than 5% compared to previous week average price.
- Price decreased by more than 5% compared to previous week average price.

Wholesale Prices

Peliyagoda

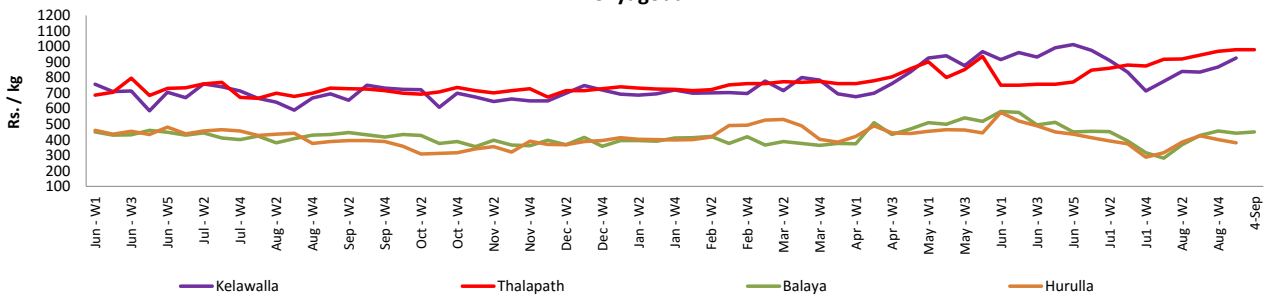


Negombo

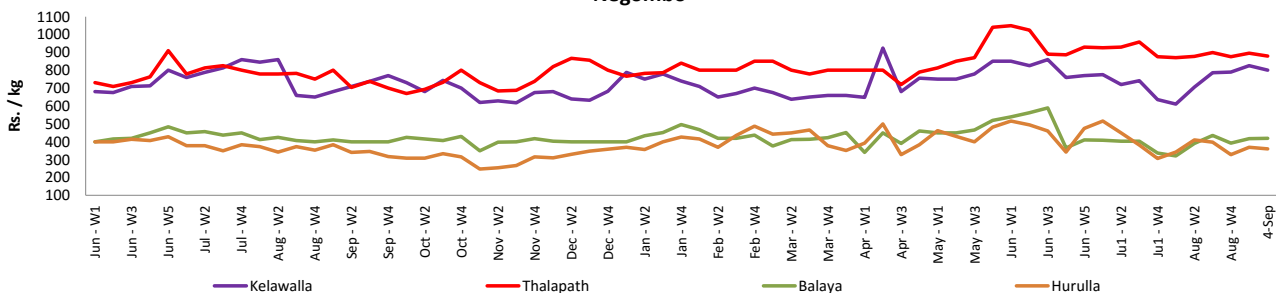


Retail Prices

Peliyagoda



Negombo



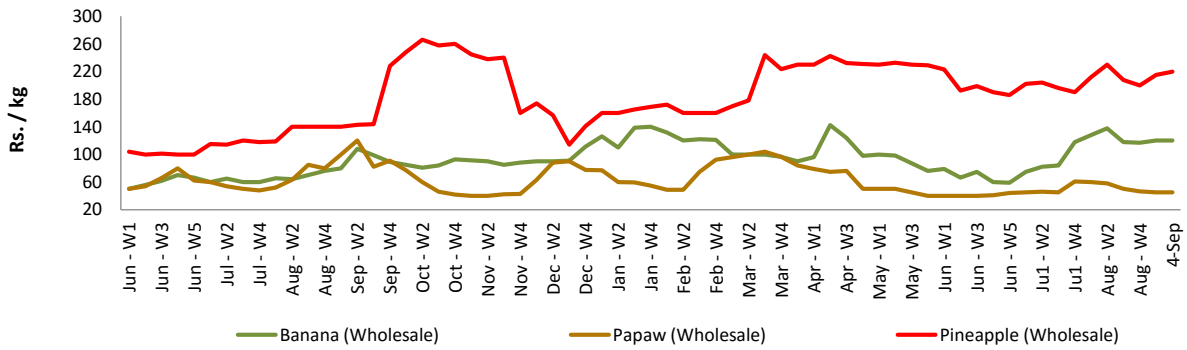
Wholesale and Retail Prices of Selected Food Commodities - 2017/09/04

Fruits

Item	Unit	Wholesale		Retail	
		Pettah			
		Previous 5 Days Average	Today	Previous 5 Days Average	Today
Banana (Sour)	Rs./Kg	120.00	120.00	160.00	155.00
Papaw	Rs./Kg	45.00	45.00	75.00	75.00
Pineapple	Rs./Kg	212.00	220.00	284.00	290.00

- Price increased by more than 5% compared to previous week average price.
- Price decreased by more than 5% compared to previous week average price.

Wholesale - Pettah



Wholesale and Retail Prices of Selected Food Commodities - 2017/09/04

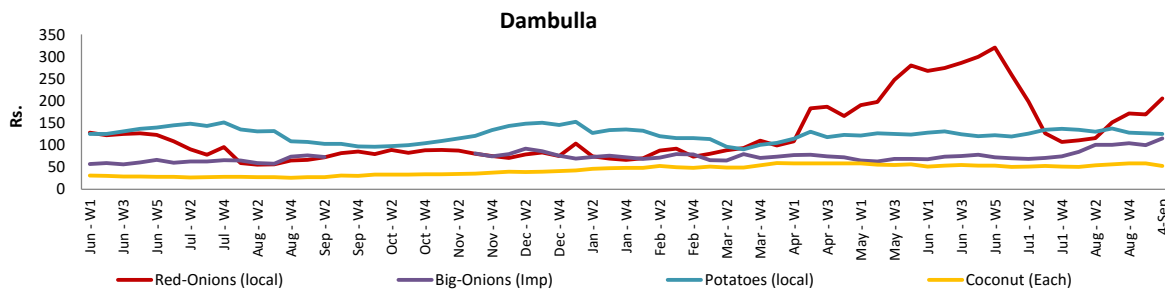
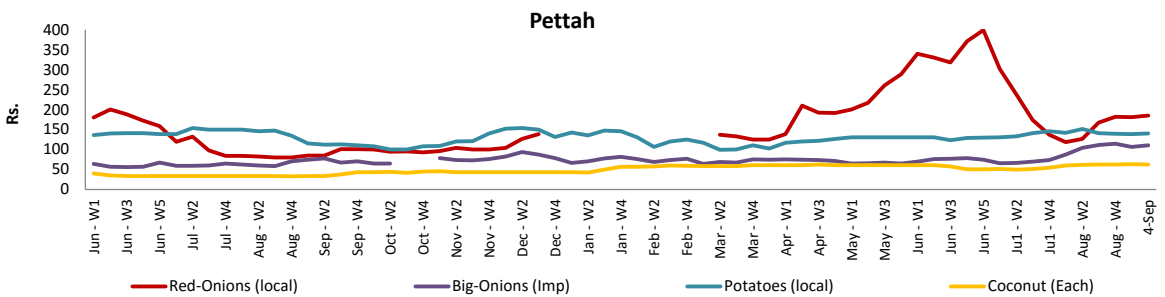
Other

Item	Unit	Wholesale				Retail			
		Pettah		Dambulla		Pettah		Dambulla	
		Previous 5 Days		Previous 5 Days		Previous 5 Days		Previous 5 Days	
		Average	Today	Average	Today	Average	Today	Average	Today
Red-Onions (local)	Rs./Kg	183.00	185.00	168.00	205.00	229.00	245.00	182.00	217.50
Red-Onions (Imp)	Rs./Kg	n.a.	n.a.	n.a.	n.a.	n.a.	n.a.	n.a.	n.a.
Big-Onions (local)	Rs./Kg	n.a.	n.a.	93.00	105.00	n.a.	n.a.	104.00	117.50
Big-Onions (Imp)	Rs./Kg	107.00	110.00	101.00	115.00	124.00	135.00	112.00	127.50
Potatoes (local)	Rs./Kg	138.00	140.00	127.00	125.00	161.00	160.00	138.00	137.50
Potatoes (Imp)	Rs./Kg	85.00	85.00			100.00	100.00		
Dried Chillies (Imp)	Rs./Kg	188.00	190.00	173.00	165.00	222.00	220.00	186.00	177.50
Coconut	Rs./Nut	63.00	62.50	58.00	52.50	74.00	72.50	67.00	62.50
Coconut oil	Rs./Ltr	360.00	360.00			380.00	380.00		
Dhal	Rs./Kg	132.00	133.00			149.00	150.00		
Sugar	Rs./Kg	105.00	105.00			115.00	115.00		
Eggs	Rs./Each	11.60	12.50			12.50	14.00		
Katta	Rs./Kg	850.00	850.00			900.00	900.00		
Sprats	Rs./Kg	500.00	500.00			550.00	550.00		

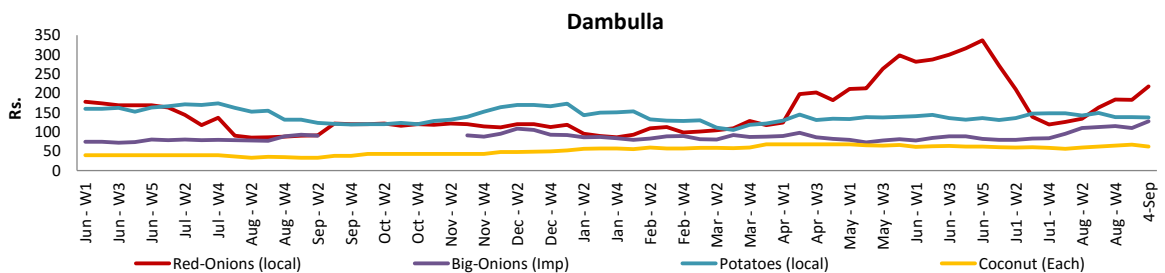
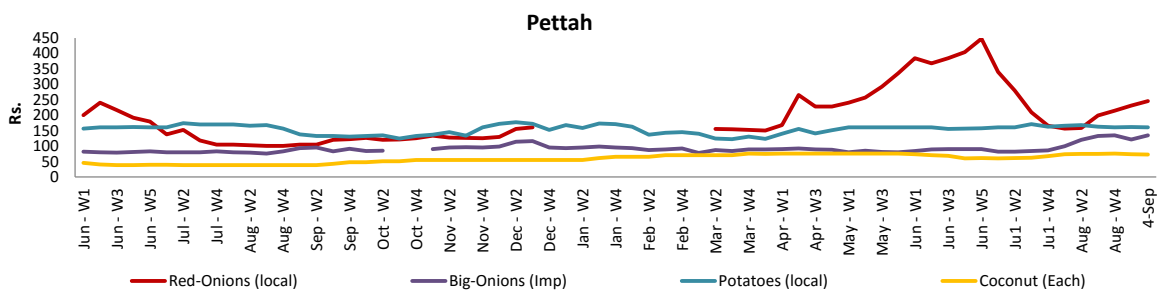
Price increased by more than 5% compared to previous week average price.

Price decreased by more than 5% compared to previous week average price.

Wholesale Prices



Retail Prices



* Prices of food commodities may vary due to quality and markets among other factors.