

A Summary of Price Developments (From 24 August 2017 to 31 August 2017)



Vegetables

- Prices of most varieties of vegetables demonstrated mixed movements in both Pettah and Dambulla markets.



Rice

- No significant movement in Rice (Local) prices observed during the week.



Other

- Prices of Local Red Onions, Local Big Onions and Imported Big Onions decreased in Dambulla markets due to high supply.

Wholesale and Retail Prices of Selected Food Commodities - 2017/08/31

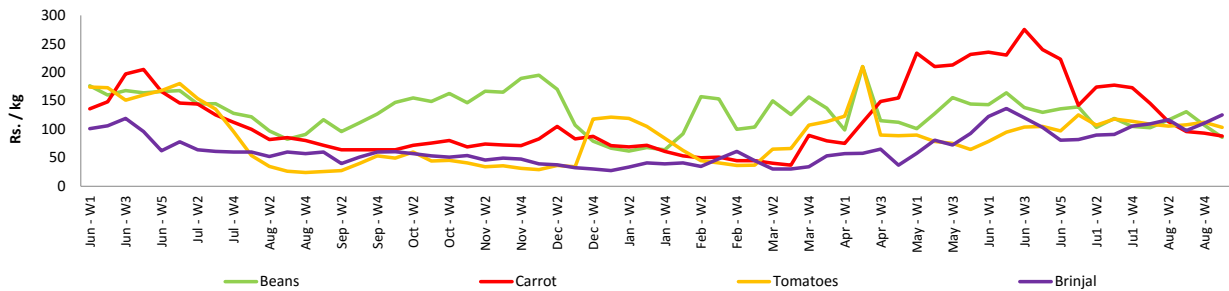
Vegetables

Item	Unit	Wholesale				Retail			
		Pettah		Dambulla		Pettah		Dambulla	
		Previous 5 Days Average	Today	Previous 5 Days Average	Today	Previous 5 Days Average	Today	Previous 5 Days Average	Today
Beans	Rs./Kg	109.00	86.00	111.00	115.00	138.00	122.00	131.00	135.00
Carrot	Rs./Kg	93.00	88.00	87.00	88.00	127.00	120.00	107.00	108.00
Cabbage	Rs./Kg	45.00	48.00	44.00	48.00	79.00	86.00	64.00	68.00
Tomatoes	Rs./Kg	117.00	103.00	108.00	95.00	150.00	144.00	128.00	115.00
Brinjal	Rs./Kg	109.00	125.00	91.00	95.00	147.00	170.00	111.00	115.00
Pumpkin	Rs./Kg	40.00	41.00	30.00	28.00	71.00	76.00	51.00	48.00
Snake gourd	Rs./Kg	84.00	72.00	63.00	65.00	119.00	115.00	83.00	85.00

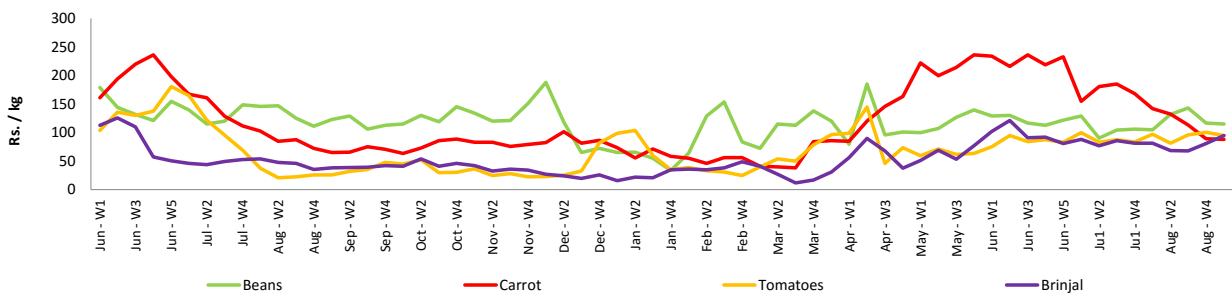
- Price increased by more than 5% compared to previous week average price.
- Price decreased by more than 5% compared to previous week average price.

Wholesale Prices

Pettah

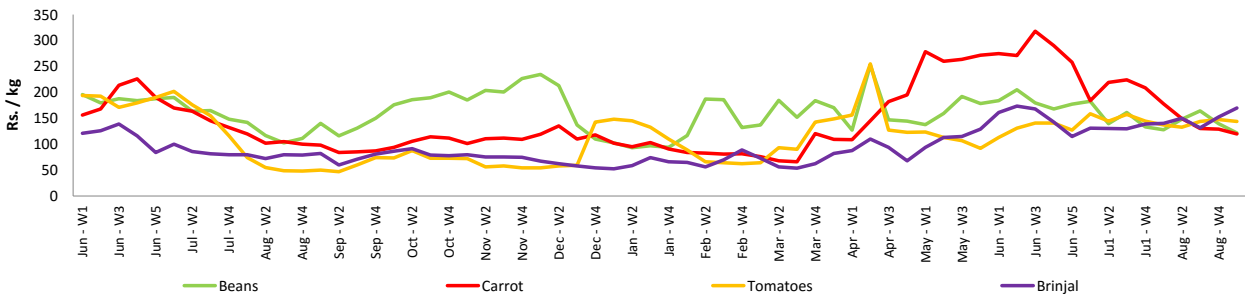


Dambulla

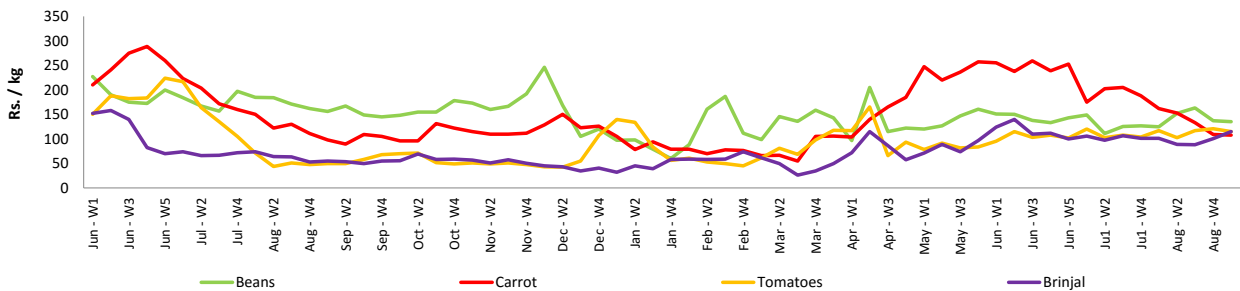


Retail Prices

Pettah



Dambulla



Wholesale and Retail Prices of Selected Food Commodities - 2017/08/31

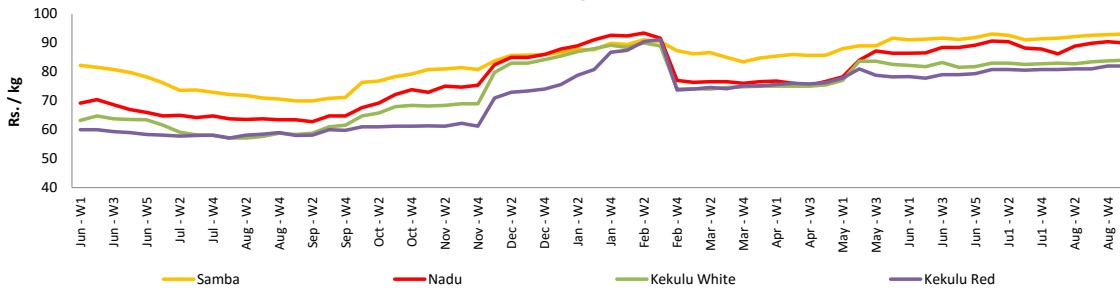
Rice

Item	Unit	Wholesale				Retail	
		Maradaghamula		Pettah		Pettah	
		Previous 5 Days Average	Today	Previous 5 Days Average	Today	Previous 5 Days Average	Today
Samba	Rs./Kg	93.00	93.00	93.00	94.00	98.00	98.00
Nadu	Rs./Kg	90.00	90.00	87.00	87.00	93.00	93.00
Kekulu White	Rs./Kg	83.00	84.00	84.00	84.00	90.00	90.00
Kekulu Red	Rs./Kg	81.00	82.00	78.00	78.00	85.00	87.00

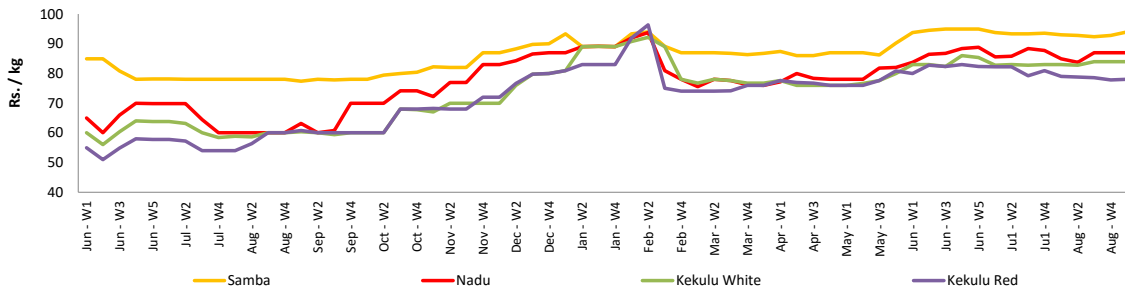
- Price increased by more than 5% compared to previous week average price.
- Price decreased by more than 5% compared to previous week average price.

Wholesale Prices

Maradaghamula

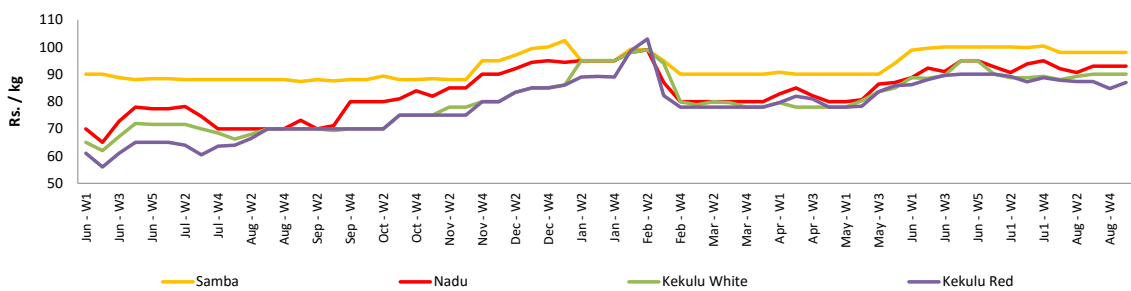


Pettah



Retail Prices

Pettah



Wholesale and Retail Prices of Selected Food Commodities - 2017/08/31

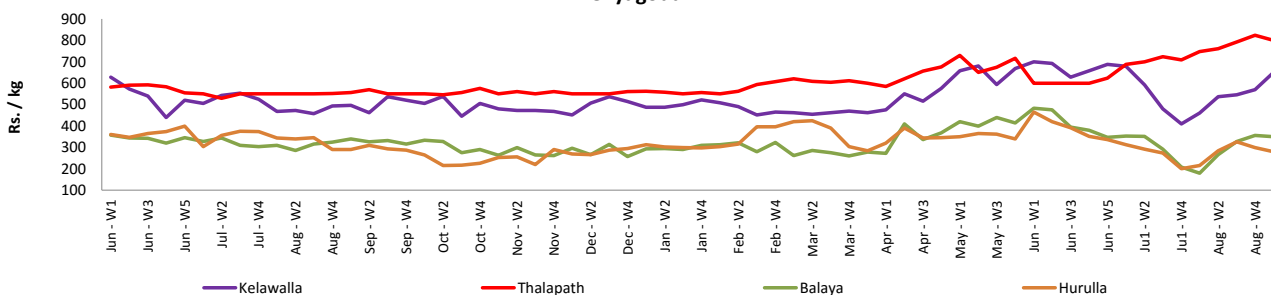
Fish

Item	Unit	Wholesale				Retail			
		Peliyagoda		Negombo		Peliyagoda		Negombo	
		Previous 5 Days Average	Today	Previous 5 Days Average	Today	Previous 5 Days Average	Today	Previous 5 Days Average	Today
Kelawalla	Rs./Kg	586.00	650.00	608.00	600.00	892.00	980.00	830.00	800.00
Thalapath	Rs./Kg	850.00	800.00	684.00	680.00	980.00	980.00	876.00	900.00
Balaya	Rs./Kg	338.00	350.00	270.00	300.00	438.00	450.00	400.00	450.00
Paraw	Rs./Kg	630.00	620.00	506.00	550.00	965.00	960.00	736.00	770.00
Salaya	Rs./Kg	112.00	120.00	122.00	100.00	172.00	180.00	184.00	160.00
Hurulla	Rs./Kg	276.00	280.00	276.00	280.00	376.00	380.00	364.00	380.00

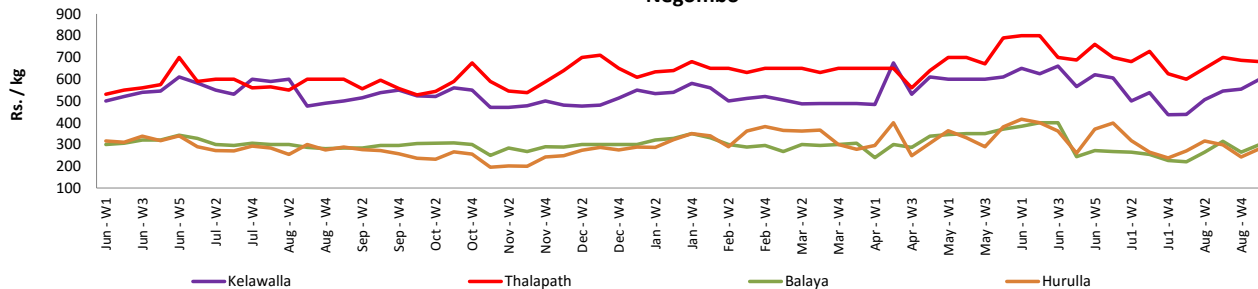
- Price increased by more than 5% compared to previous week average price.
- Price decreased by more than 5% compared to previous week average price.

Wholesale Prices

Peliyagoda

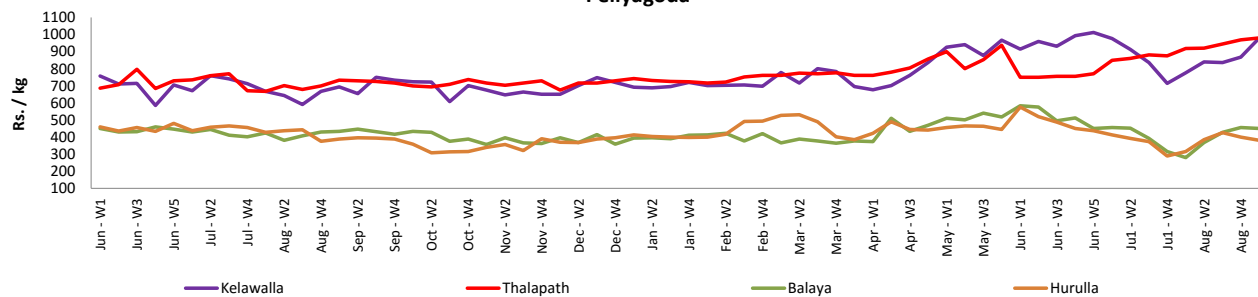


Negombo

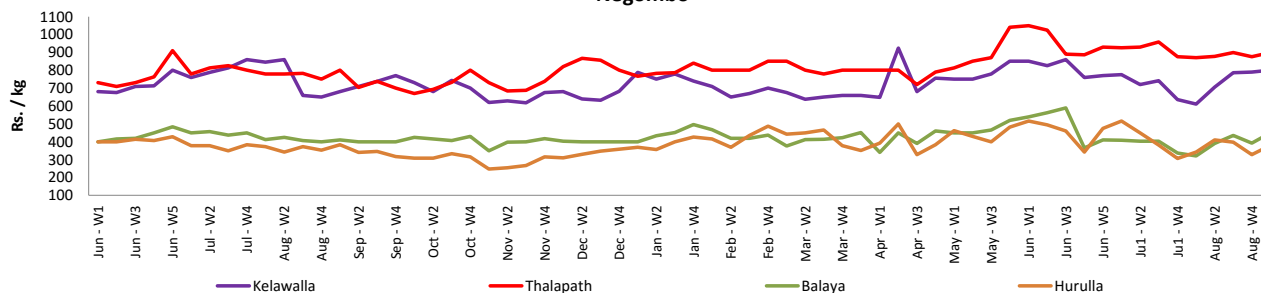


Retail Prices

Peliyagoda



Negombo



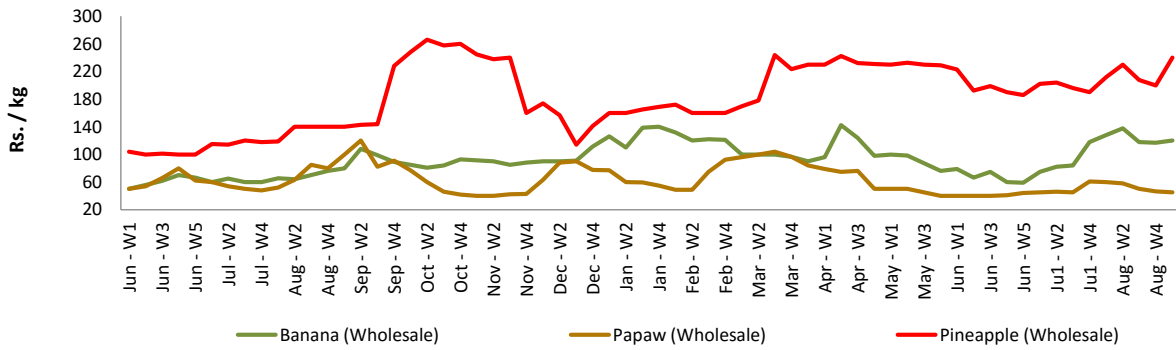
Wholesale and Retail Prices of Selected Food Commodities - 2017/08/31

Fruits

Item	Unit	Wholesale		Retail	
		Pettah			
		Previous 5 Days Average	Today	Previous 5 Days Average	Today
Banana (Sour)	Rs./Kg	120.00	120.00	160.00	160.00
Papaw	Rs./Kg	45.00	45.00	75.00	75.00
Pineapple	Rs./Kg	204.00	240.00	280.00	300.00

- Price increased by more than 5% compared to previous week average price.
- Price decreased by more than 5% compared to previous week average price.

Wholesale - Pettah



Wholesale and Retail Prices of Selected Food Commodities - 2017/08/31

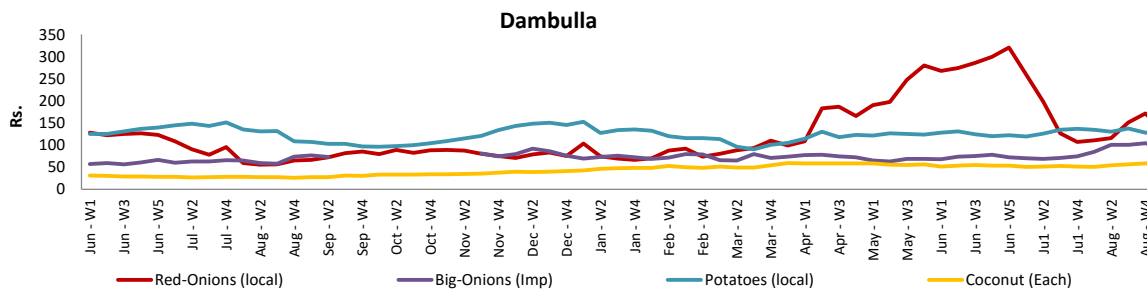
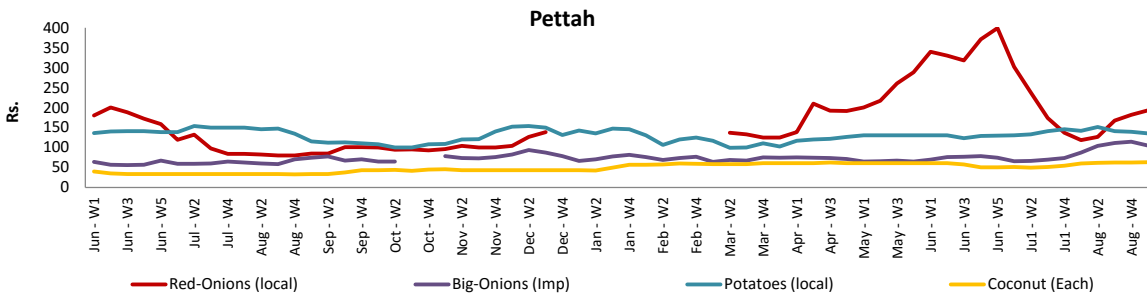
Other

Item	Unit	Wholesale				Retail			
		Pettah		Dambulla		Pettah		Dambulla	
		Previous 5 Days Average	Today	Previous 5 Days Average	Today	Previous 5 Days Average	Today	Previous 5 Days Average	Today
Red-Onions (local)	Rs./Kg	180.00	193.00	180.00	135.00	224.00	233.00	194.00	148.00
Red-Onions (Imp)	Rs./Kg	n.a.	n.a.	n.a.	n.a.	n.a.	n.a.	n.a.	n.a.
Big-Onions (local)	Rs./Kg	n.a.	n.a.	98.00	85.00	n.a.	n.a.	109.00	100.00
Big-Onions (Imp)	Rs./Kg	109.00	105.00	105.00	95.00	127.00	120.00	116.00	108.00
Potatoes (local)	Rs./Kg	139.00	135.00	128.00	128.00	160.00	165.00	139.00	138.00
Potatoes (Imp)	Rs./Kg	85.00	85.00			100.00	100.00		
Dried Chillies (Imp)	Rs./Kg	189.00	185.00	175.00	165.00	221.00	225.00	188.00	178.00
Coconut	Rs./Nut	63.00	63.00	58.00	58.00	74.00	73.00	66.00	67.00
Coconut oil	Rs./Ltr	360.00	360.00			380.00	380.00		
Dhal	Rs./Kg	132.00	132.00			150.00	148.00		
Sugar	Rs./Kg	105.00	105.00			115.00	115.00		
Eggs	Rs./Each	11.10	12.50			12.10	13.00		
Katta	Rs./Kg	850.00	850.00			900.00	900.00		
Sprats	Rs./Kg	500.00	500.00			550.00	550.00		

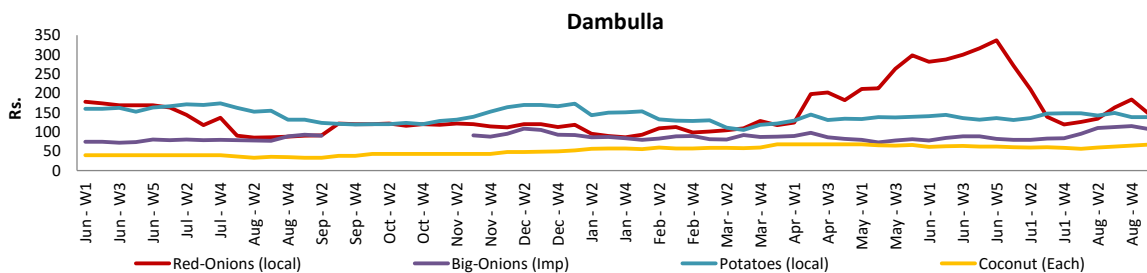
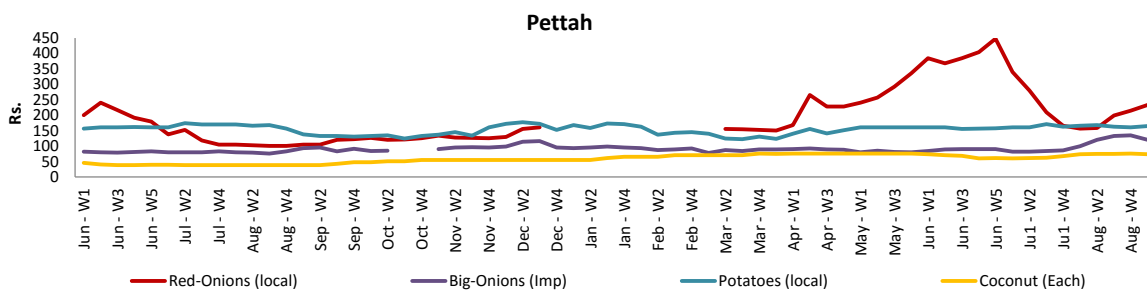
Price increased by more than 5% compared to previous week average price.

Price decreased by more than 5% compared to previous week average price.

Wholesale Prices



Retail Prices



* Prices of food commodities may vary due to quality and markets among other factors.