

A Summary of Price Developments (From 23 August 2017 to 30 August 2017)



Vegetables

- Prices of most varieties of vegetables demonstrated mixed movements in both Pettah and Dambulla markets.



Rice

- No significant movement in Rice (Local) prices observed during the week.



Other

- Retail prices of Imported Red Onions decreased in both Pettah and Dambulla markets due to high supply.

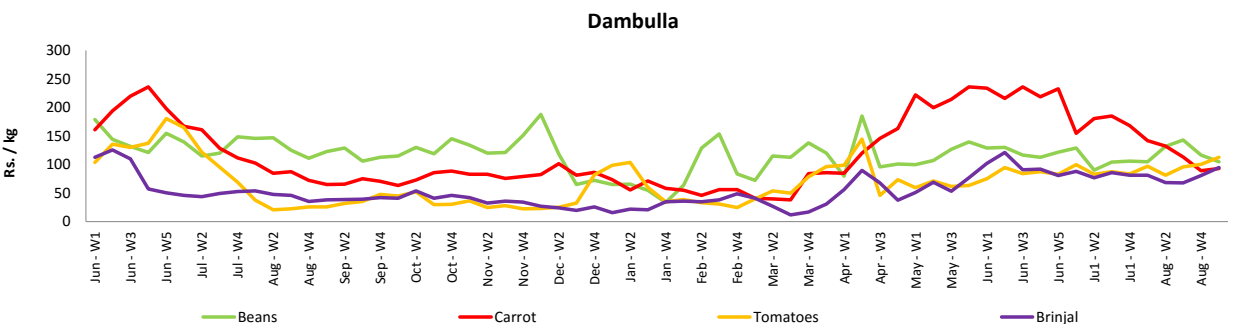
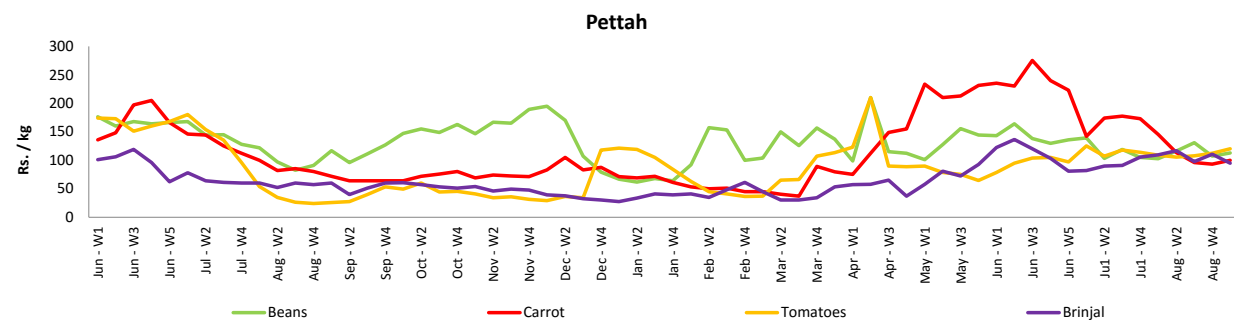
Wholesale and Retail Prices of Selected Food Commodities - 2017/08/30

Vegetables

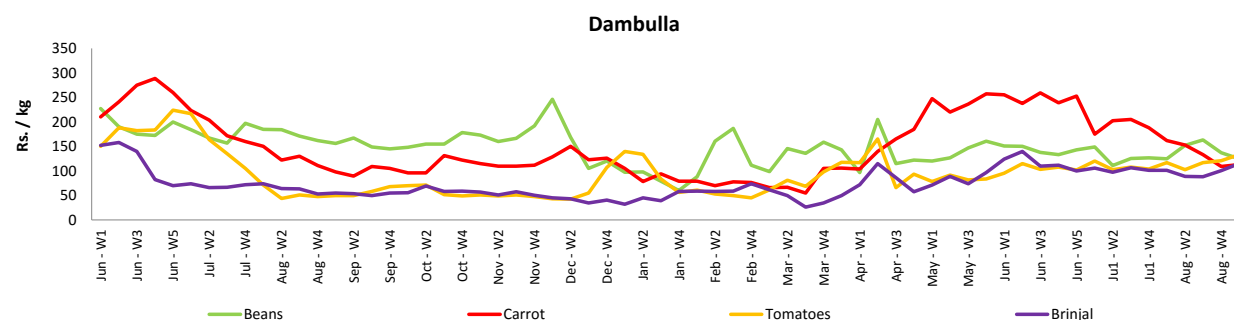
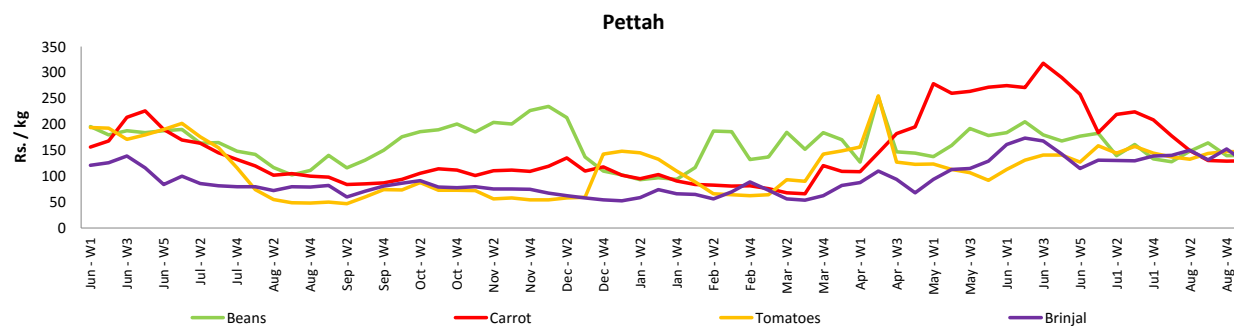
Item	Unit	Wholesale				Retail			
		Pettah		Dambulla		Pettah		Dambulla	
		Previous 5 Days Average	Today	Previous 5 Days Average	Today	Previous 5 Days Average	Today	Previous 5 Days Average	Today
Beans	Rs./Kg	107.00	113.00	113.00	105.00	137.00	140.00	133.00	125.00
Carrot	Rs./Kg	92.00	100.00	87.00	93.00	128.00	130.00	107.00	113.00
Cabbage	Rs./Kg	45.00	48.00	41.00	43.00	79.00	77.00	61.00	63.00
Tomatoes	Rs./Kg	114.00	120.00	105.00	113.00	148.00	147.00	125.00	133.00
Brinjal	Rs./Kg	112.00	95.00	90.00	95.00	153.00	127.00	110.00	115.00
Pumpkin	Rs./Kg	41.00	40.00	30.00	31.00	71.00	73.00	50.00	53.00
Snake gourd	Rs./Kg	86.00	90.00	67.00	53.00	122.00	120.00	87.00	73.00

- Price increased by more than 5% compared to previous week average price.
- Price decreased by more than 5% compared to previous week average price.

Wholesale Prices



Retail Prices



Wholesale and Retail Prices of Selected Food Commodities - 2017/08/30

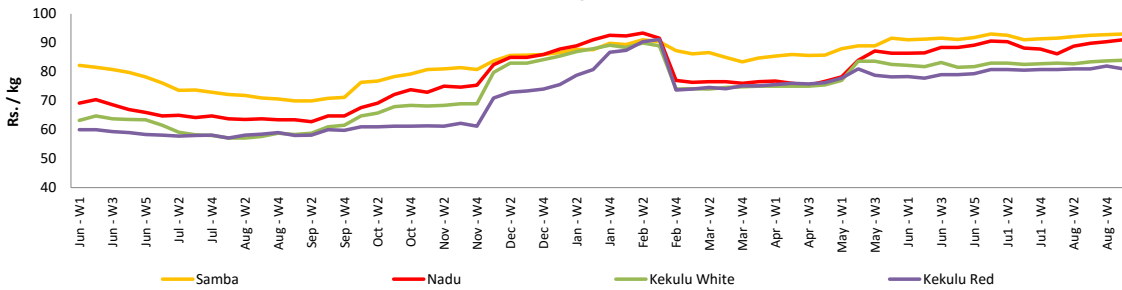
Rice

Item	Unit	Wholesale				Retail	
		Maradaghamula		Pettah		Pettah	
		Previous 5 Days Average	Today	Previous 5 Days Average	Today	Previous 5 Days Average	Today
Samba	Rs./Kg	93.00	93.00	93.00	93.00	98.00	98.00
Nadu	Rs./Kg	90.00	91.00	87.00	87.00	93.00	93.00
Kekulu White	Rs./Kg	83.00	84.00	84.00	84.00	90.00	90.00
Kekulu Red	Rs./Kg	81.00	81.00	78.00	78.00	85.00	85.00

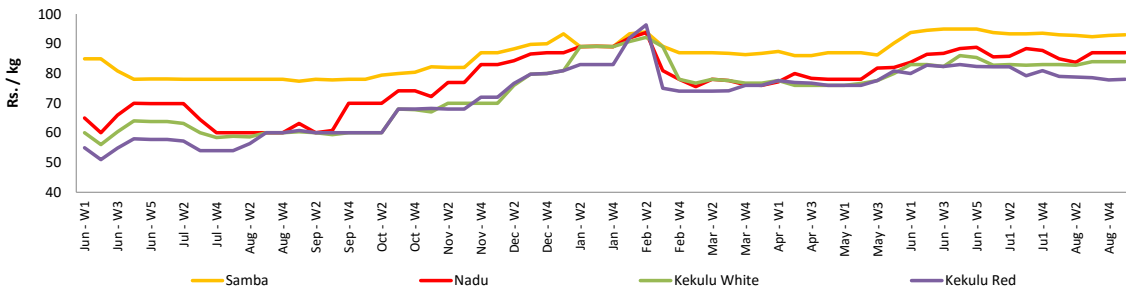
- Price increased by more than 5% compared to previous week average price.
- Price decreased by more than 5% compared to previous week average price.

Wholesale Prices

Maradaghamula

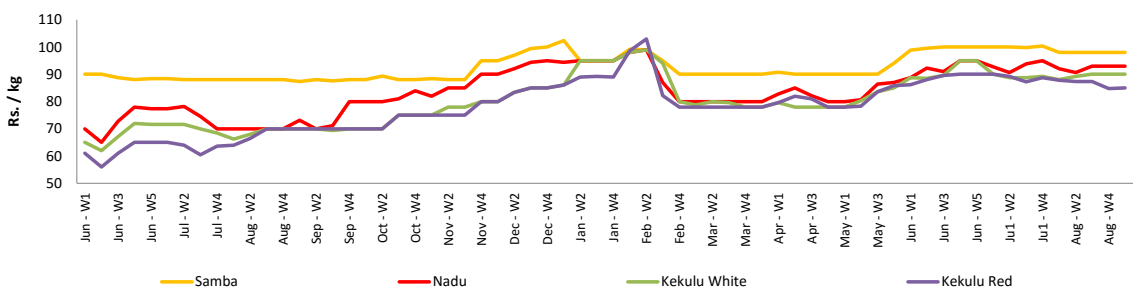


Pettah



Retail Prices

Pettah



Wholesale and Retail Prices of Selected Food Commodities - 2017/08/30

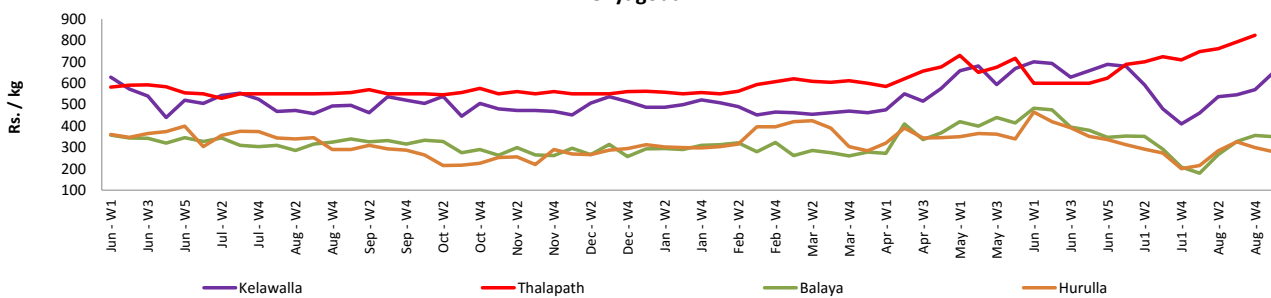
Fish

Item	Unit	Wholesale				Retail			
		Peliyagoda		Negombo		Peliyagoda		Negombo	
		Previous 5 Days Average	Today	Previous 5 Days Average	Today	Previous 5 Days Average	Today	Previous 5 Days Average	Today
Kelawalla	Rs./Kg	572.00	650.00	608.00	550.00	872.00	980.00	830.00	800.00
Thalapath	Rs./Kg	843.00	n.a.	686.00	670.00	980.00	n.a.	876.00	880.00
Balaya	Rs./Kg	344.00	350.00	268.00	280.00	444.00	450.00	396.00	420.00
Paraw	Rs./Kg	638.00	620.00	500.00	530.00	970.00	960.00	740.00	730.00
Salaya	Rs./Kg	116.00	120.00	122.00	120.00	180.00	180.00	184.00	180.00
Hurulla	Rs./Kg	280.00	280.00	266.00	300.00	380.00	380.00	348.00	420.00

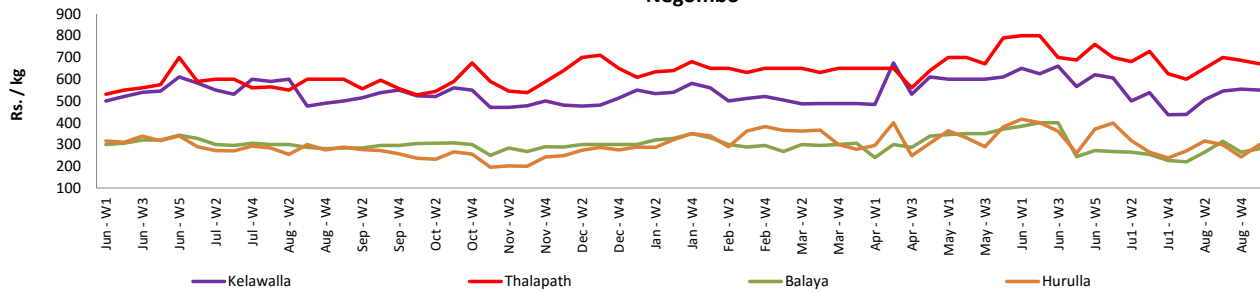
- Price increased by more than 5% compared to previous week average price.
- Price decreased by more than 5% compared to previous week average price.

Wholesale Prices

Peliyagoda

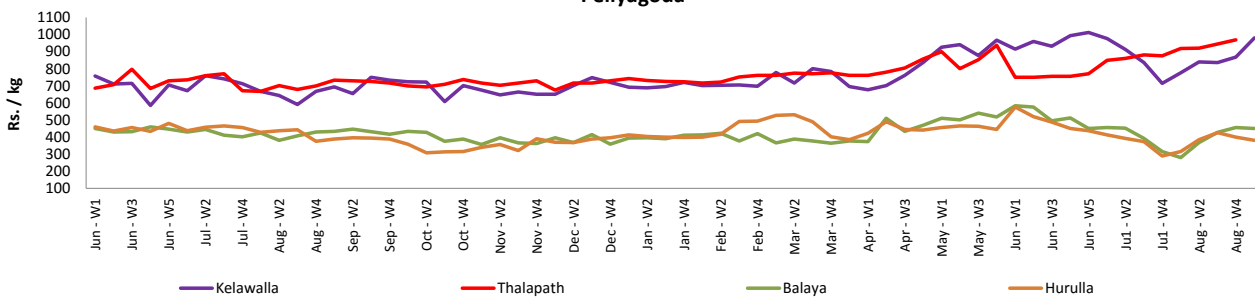


Negombo

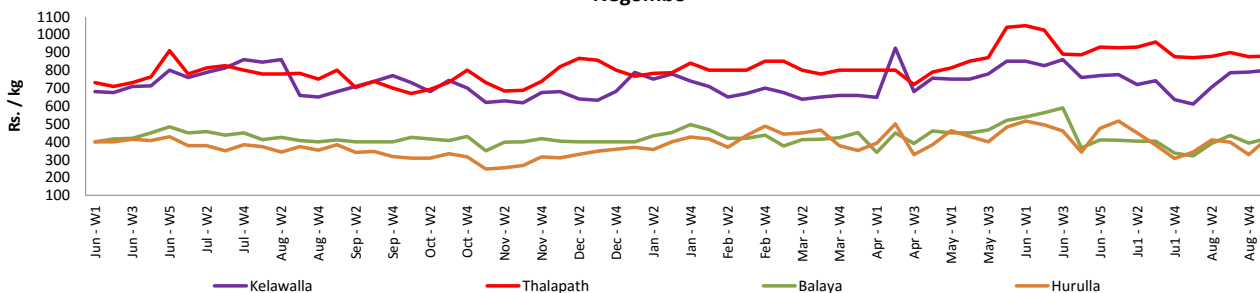


Retail Prices

Peliyagoda



Negombo



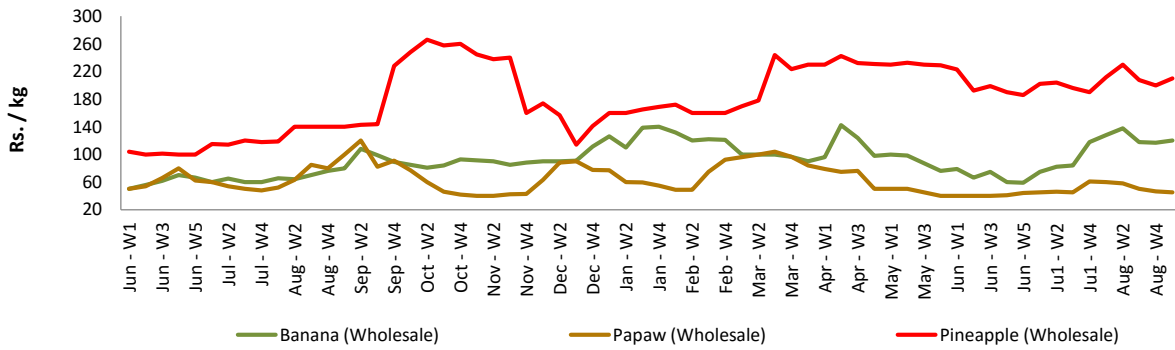
Wholesale and Retail Prices of Selected Food Commodities - 2017/08/30

Fruits

Item	Unit	Wholesale		Retail	
		Pettah			
		Previous 5 Days Average	Today	Previous 5 Days Average	Today
Banana (Sour)	Rs./Kg	118.00	120.00	158.00	170.00
Papaw	Rs./Kg	45.00	45.00	75.00	75.00
Pineapple	Rs./Kg	202.00	210.00	280.00	290.00

- Price increased by more than 5% compared to previous week average price.
- Price decreased by more than 5% compared to previous week average price.

Wholesale - Pettah



Wholesale and Retail Prices of Selected Food Commodities - 2017/08/30

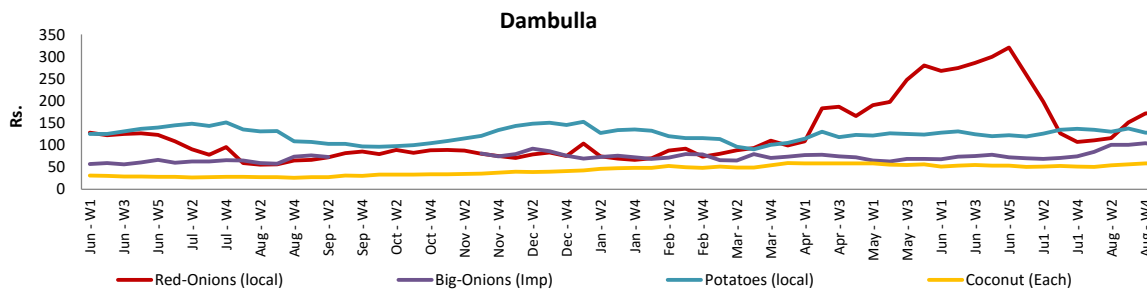
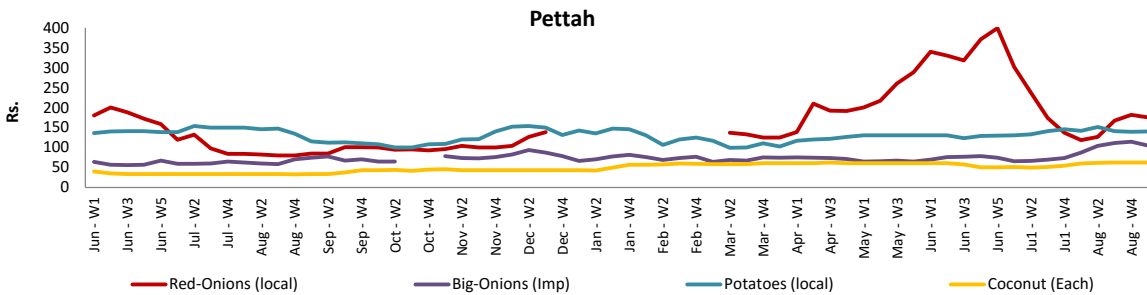
Other

Item	Unit	Wholesale				Retail			
		Pettah		Dambulla		Pettah		Dambulla	
		Previous 5 Days		Previous 5 Days		Previous 5 Days		Previous 5 Days	
		Average	Today	Average	Today	Average	Today	Average	Today
Red-Onions (local)	Rs./Kg	181.00	175.00	178.00	175.00	220.00	230.00	192.00	188.00
Red-Onions (Imp)	Rs./Kg	n.a.	n.a.	n.a.	n.a.	n.a.	n.a.	n.a.	n.a.
Big-Onions (local)	Rs./Kg	n.a.	n.a.	103.00	88.00	n.a.	n.a.	114.00	98.00
Big-Onions (Imp)	Rs./Kg	111.00	105.00	109.00	98.00	130.00	120.00	120.00	108.00
Potatoes (local)	Rs./Kg	139.00	140.00	129.00	128.00	160.00	160.00	140.00	138.00
Potatoes (Imp)	Rs./Kg	85.00	85.00			100.00	100.00		
Dried Chillies (Imp)	Rs./Kg	189.00	190.00	174.00	175.00	221.00	220.00	186.00	188.00
Coconut	Rs./Nut	63.00	62.00	58.00	58.00	74.00	73.00	66.00	67.00
Coconut oil	Rs./Ltr	360.00	360.00			380.00	380.00		
Dhal	Rs./Kg	132.00	133.00			150.00	150.00		
Sugar	Rs./Kg	105.00	105.00			115.00	115.00		
Eggs	Rs./Each	10.80	11.50			11.80	12.50		
Katta	Rs./Kg	850.00	850.00			900.00	900.00		
Sprats	Rs./Kg	500.00	500.00			550.00	550.00		

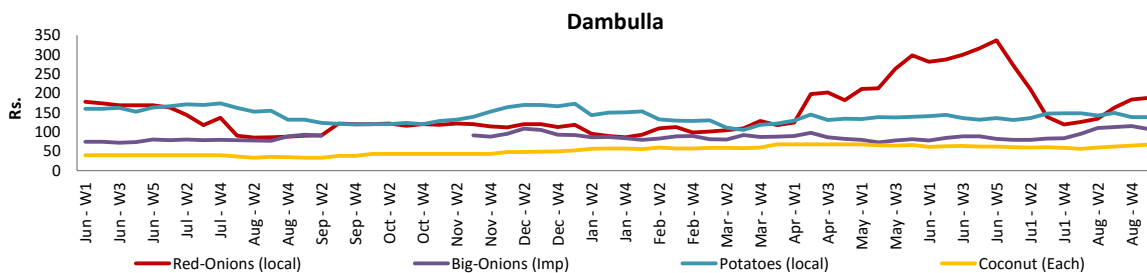
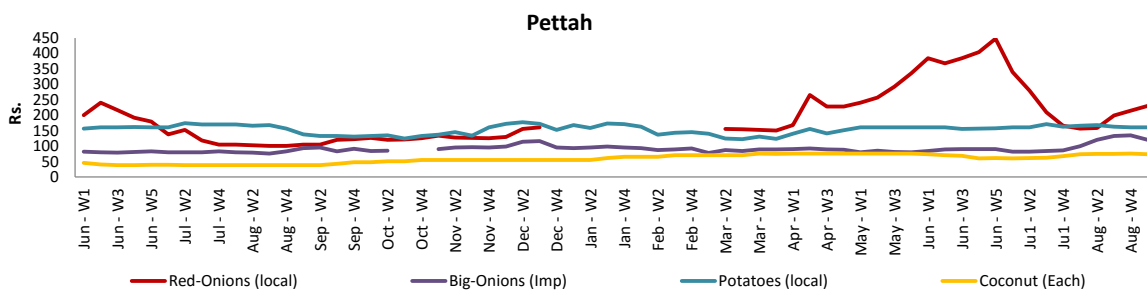
Price increased by more than 5% compared to previous week average price.

Price decreased by more than 5% compared to previous week average price.

Wholesale Prices



Retail Prices



* Prices of food commodities may vary due to quality and markets among other factors.