

Weekly Summary of Price Developments (From 22 August 2017 to 29 August 2017)



Vegetables

- Prices of most varieties of vegetables increased in Dambulla market while prices in Pettah market decreased.



Rice

- No significant movement in Rice (Local) prices observed during the week.



Fish

- Prices of most fish varieties increased in Negombo market due to declined fishing activities and prevailing rough sea conditions.
-

Wholesale and Retail Prices of Selected Food Commodities - 2017/08/29

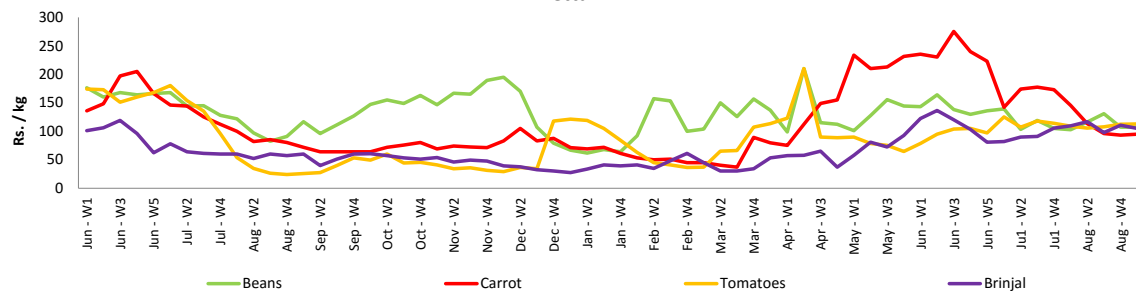
Vegetables

Item	Unit	Wholesale				Retail			
		Pettah		Dambulla		Pettah		Dambulla	
		Previous 5 Days Average	Today	Previous 5 Days Average	Today	Previous 5 Days Average	Today	Previous 5 Days Average	Today
Beans	Rs./Kg	110.00	107.00	113.00	115.00	140.00	133.00	133.00	135.00
Carrot	Rs./Kg	91.00	95.00	79.00	98.00	127.00	130.00	99.00	118.00
Cabbage	Rs./Kg	46.00	37.00	39.00	53.00	81.00	65.00	59.00	73.00
Tomatoes	Rs./Kg	113.00	113.00	101.00	115.00	148.00	148.00	121.00	135.00
Brinjal	Rs./Kg	111.00	105.00	86.00	95.00	152.00	143.00	106.00	115.00
Pumpkin	Rs./Kg	41.00	38.00	30.00	31.00	71.00	70.00	50.00	51.00
Snake gourd	Rs./Kg	90.00	77.00	68.00	65.00	125.00	113.00	88.00	85.00

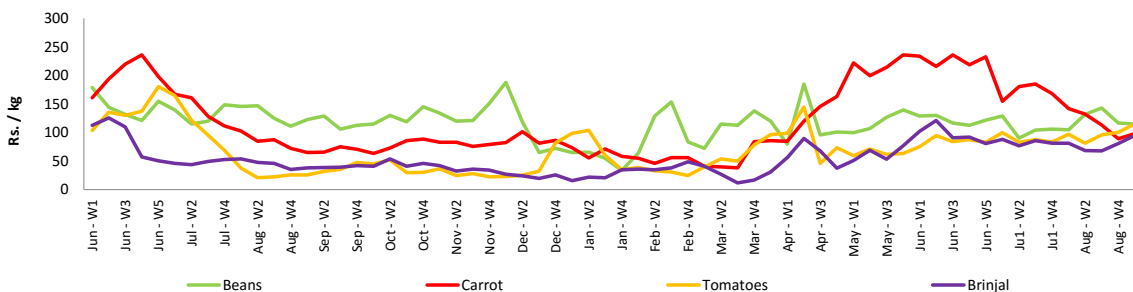
- Price increased by more than 5% compared to previous week average price.
- Price decreased by more than 5% compared to previous week average price.

Wholesale Prices

Pettah

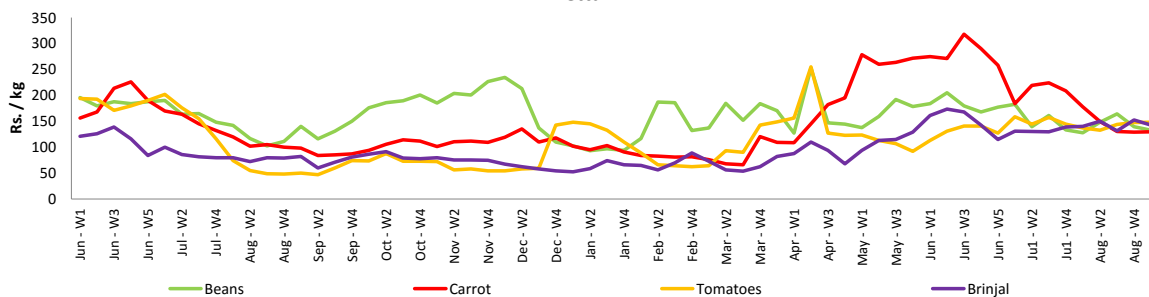


Dambulla

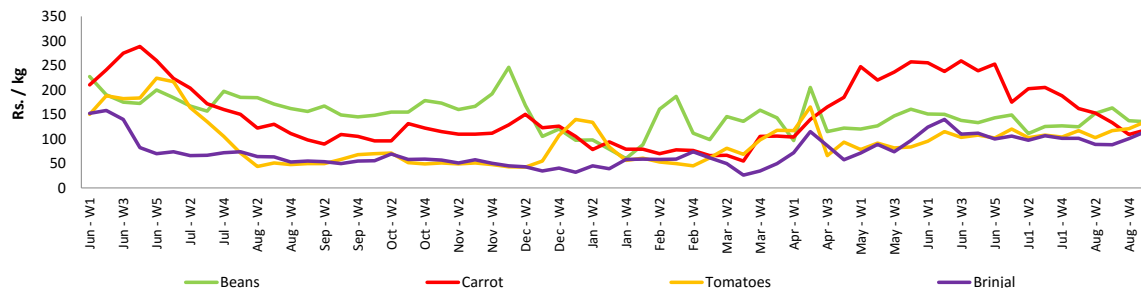


Retail Prices

Pettah



Dambulla



Wholesale and Retail Prices of Selected Food Commodities - 2017/08/29

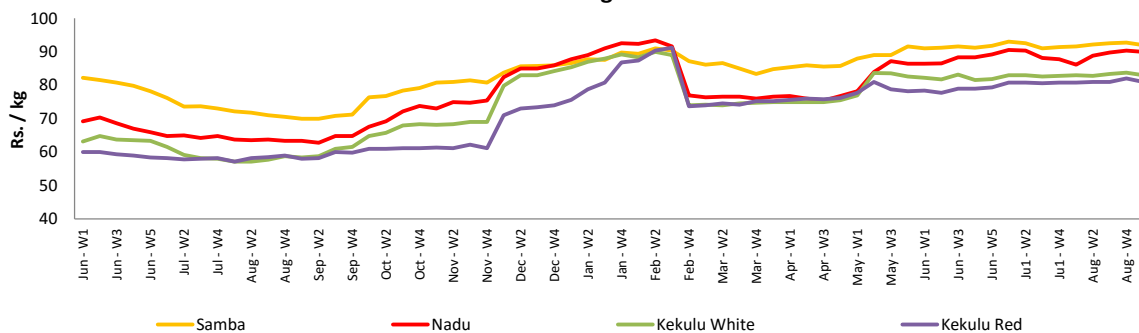
Rice

Item	Unit	Wholesale				Retail	
		Maradagahamula		Pettah		Pettah	
		Previous 5 Days		Previous 5 Days		Previous 5 Days	
		Average	Today	Average	Today	Average	Today
Samba	Rs./Kg	93.00	92.00	93.00	93.00	98.00	98.00
Nadu	Rs./Kg	91.00	90.00	87.00	87.00	93.00	93.00
Kekulu White	Rs./Kg	84.00	83.00	84.00	84.00	90.00	90.00
Kekulu Red	Rs./Kg	82.00	81.00	78.00	78.00	85.00	85.00

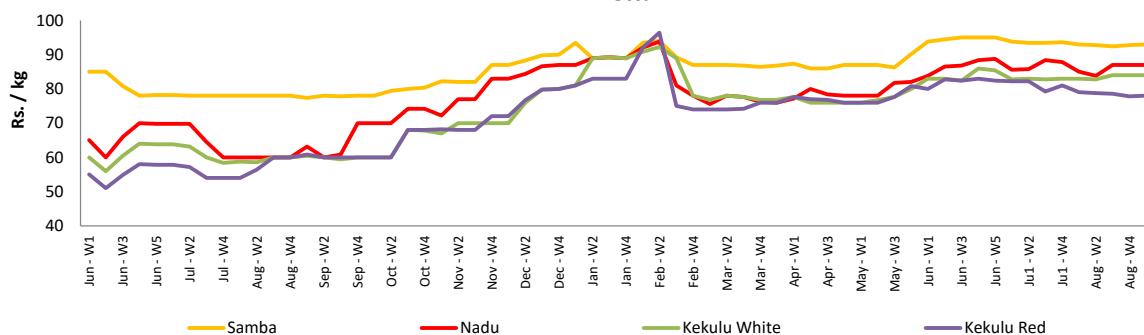
- Price increased by more than 5% compared to previous week average price.
- Price decreased by more than 5% compared to previous week average price.

Wholesale Prices

Marandagahamula

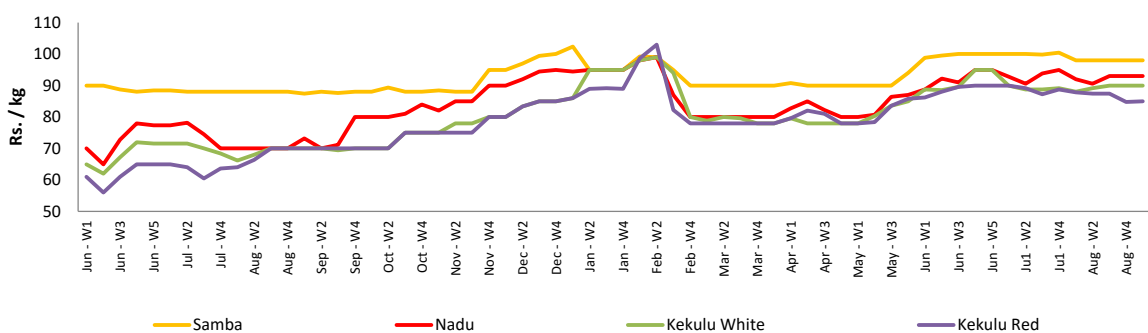


Pettah



Retail Prices

Pettah



Wholesale and Retail Prices of Selected Food Commodities - 2017/08/29

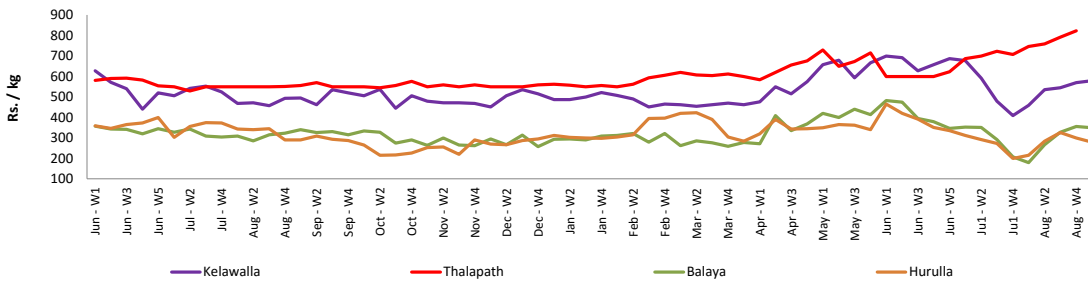
Fish

Item	Unit	Wholesale				Retail			
		Peliyagoda		Negombo		Peliyagoda		Negombo	
		Previous 5 Days Average	Today	Previous 5 Days Average	Today	Previous 5 Days Average	Today	Previous 5 Days Average	Today
Kelawalla	Rs./Kg	572.00	580.00	578.00	650.00	872.00	880.00	810.00	850.00
Thalapath	Rs./Kg	834.00	n.a.	686.00	700.00	974.00	n.a.	876.00	900.00
Balaya	Rs./Kg	350.00	350.00	268.00	270.00	450.00	450.00	396.00	400.00
Paraw	Rs./Kg	645.00	620.00	504.00	500.00	975.00	960.00	746.00	750.00
Salaya	Rs./Kg	116.00	120.00	118.00	140.00	184.00	180.00	180.00	200.00
Hurulla	Rs./Kg	292.00	280.00	256.00	280.00	392.00	380.00	342.00	350.00

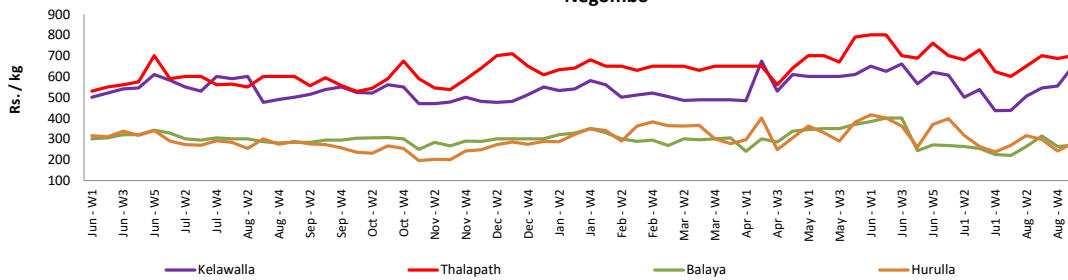
- Price increased by more than 5% compared to previous week average price.
- Price decreased by more than 5% compared to previous week average price.

Wholesale Prices

Peliyagoda

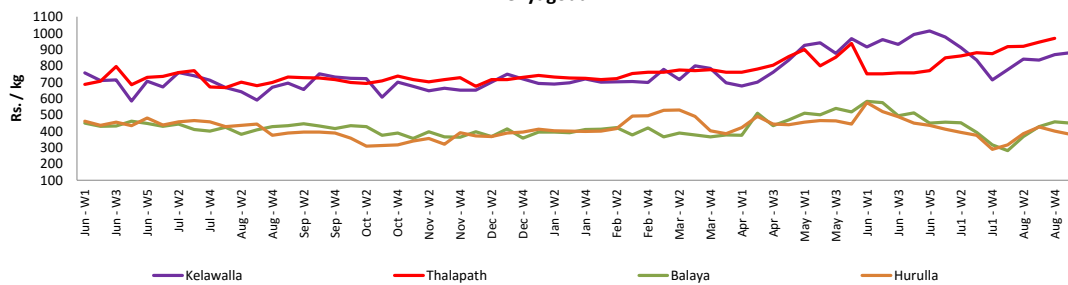


Negombo

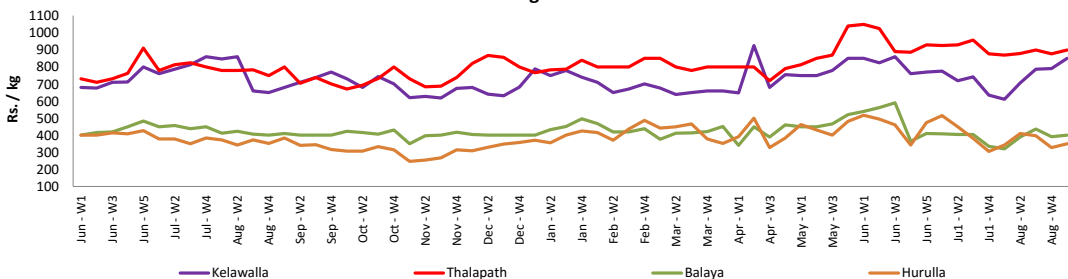


Retail Prices

Peliyagoda



Negombo



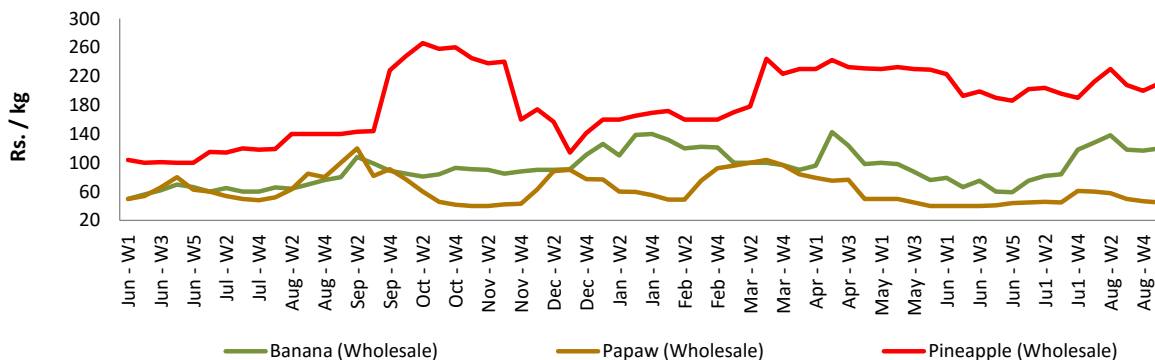
Wholesale and Retail Prices of Selected Food Commodities - 2017/08/29

Fruits

Item	Unit	Wholesale		Retail	
		Pettah			
		Previous 5 Days Average	Today	Previous 5 Days Average	Today
Banana (Sour)	Rs./Kg	117.00	120.00	158.00	160.00
Papaw	Rs./Kg	46.00	45.00	76.00	75.00
Pineapple	Rs./Kg	200.00	210.00	280.00	280.00

- Price increased by more than 5% compared to previous week average price.
- Price decreased by more than 5% compared to previous week average price.

Wholesale - Pettah



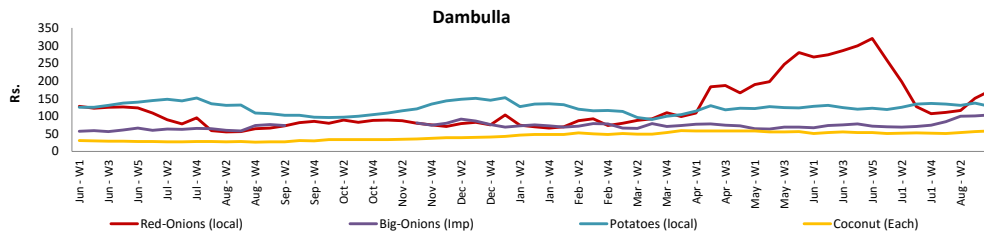
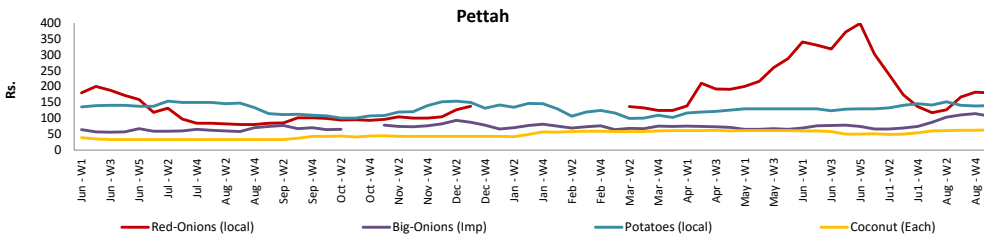
Wholesale and Retail Prices of Selected Food Commodities - 2017/08/29

Other

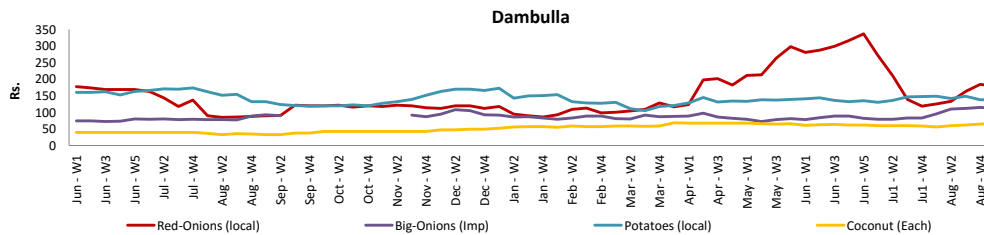
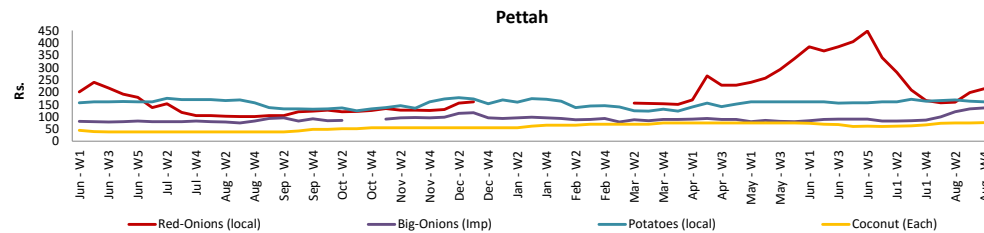
Item	Unit	Wholesale				Retail			
		Pettah		Dambulla		Pettah		Dambulla	
		Previous 5 Days Average	Today	Previous 5 Days Average	Today	Previous 5 Days Average	Today	Previous 5 Days Average	Today
Red-Onions (local)	Rs./Kg	181.00	180.00	178.00	170.00	216.00	230.00	191.00	180.00
Red-Onions (Imp)	Rs./Kg	n.a.	n.a.	n.a.	n.a.	n.a.	n.a.	n.a.	n.a.
Big-Onions (local)	Rs./Kg	n.a.	n.a.	107.00	93.00	n.a.	n.a.	118.00	103.00
Big-Onions (Imp)	Rs./Kg	112.00	107.00	108.00	103.00	132.00	125.00	119.00	113.00
Potatoes (local)	Rs./Kg	139.00	140.00	130.00	125.00	160.00	160.00	140.00	138.00
Potatoes (Imp)	Rs./Kg	84.00	85.00			100.00	100.00		
Dried Chillies (Imp)	Rs./Kg	189.00	190.00	173.00	175.00	221.00	220.00	186.00	188.00
Coconut	Rs./Nut	63.00	63.00	58.00	58.00	75.00	73.00	65.00	67.00
Coconut oil	Rs./Ltr	360.00	360.00			380.00	380.00		
Dhal	Rs./Kg	132.00	133.00			150.00	150.00		
Sugar	Rs./Kg	105.00	105.00			114.60	115.00		
Eggs	Rs./Each	10.50	11.50			11.50	12.50		
Katta	Rs./Kg	850.00	850.00			900.00	900.00		
Sprats	Rs./Kg	500.00	500.00			550.00	550.00		

- Price increased by more than 5% compared to previous week average price.
- Price decreased by more than 5% compared to previous week average price.

Wholesale Prices



Retail Prices



* Prices of food commodities may vary due to quality and markets among other factors.