

Weekly Summary of Price Developments (From 21 August 2017 to 28 August 2017)



Vegetables

- Prices of most varieties of vegetables demonstrated mixed movements in both Pettah and Dambulla markets.



Rice

- No significant movement in Rice (Local) prices observed during the week.



Fish

- Prices of most fish varieties remained at levels in both Peliyagoda and Negombo markets.



Other

- Retail prices of Local Red Onions increased in both Pettah and Dambulla markets marginally.
-

Wholesale and Retail Prices of Selected Food Commodities - 2017/08/28

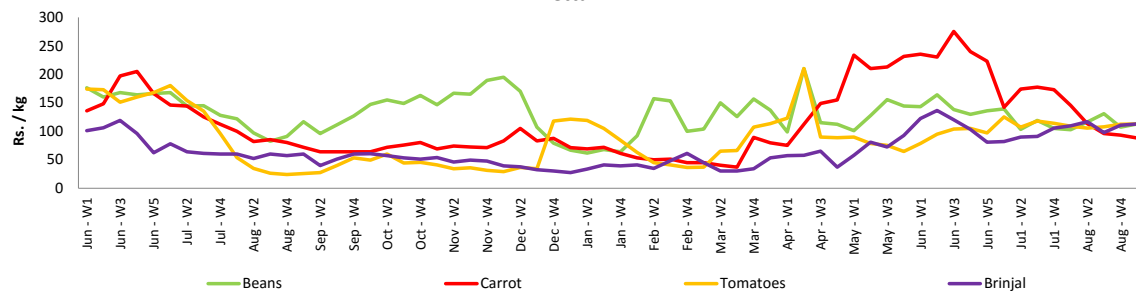
Vegetables

Item	Unit	Wholesale				Retail			
		Pettah		Dambulla		Pettah		Dambulla	
		Previous 5 Days Average	Today	Previous 5 Days Average	Today	Previous 5 Days Average	Today	Previous 5 Days Average	Today
Beans	Rs./Kg	107.00	113.00	117.00	115.00	140.00	140.00	137.00	135.00
Carrot	Rs./Kg	93.00	88.00	89.00	75.00	129.00	130.00	109.00	95.00
Cabbage	Rs./Kg	46.00	45.00	41.00	43.00	81.00	78.00	61.00	63.00
Tomatoes	Rs./Kg	112.00	113.00	101.00	105.00	148.00	150.00	121.00	125.00
Brinjal	Rs./Kg	111.00	113.00	81.00	95.00	153.00	150.00	101.00	115.00
Pumpkin	Rs./Kg	42.00	43.00	31.00	28.00	71.00	70.00	51.00	48.00
Snake gourd	Rs./Kg	95.00	83.00	70.00	63.00	128.00	123.00	90.00	83.00

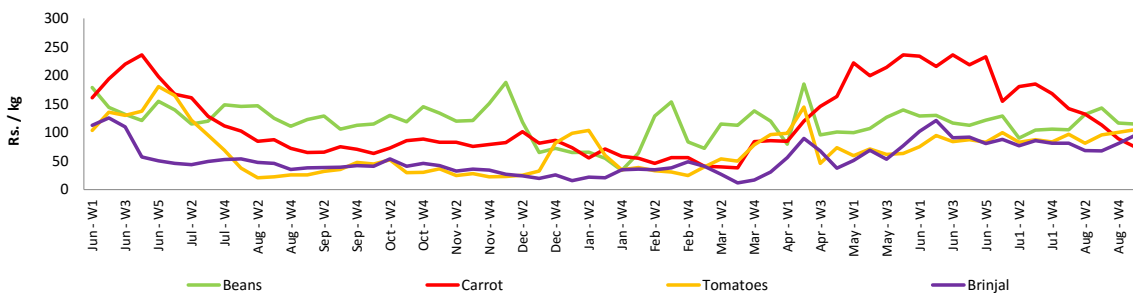
- Price increased by more than 5% compared to previous week average price.
- Price decreased by more than 5% compared to previous week average price.

Wholesale Prices

Pettah

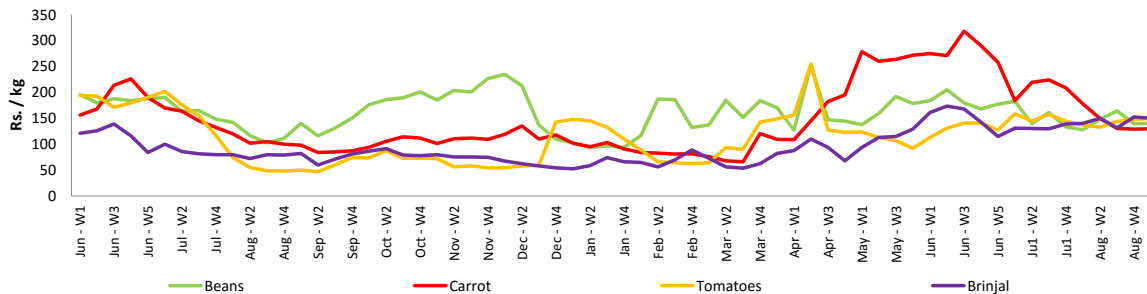


Dambulla

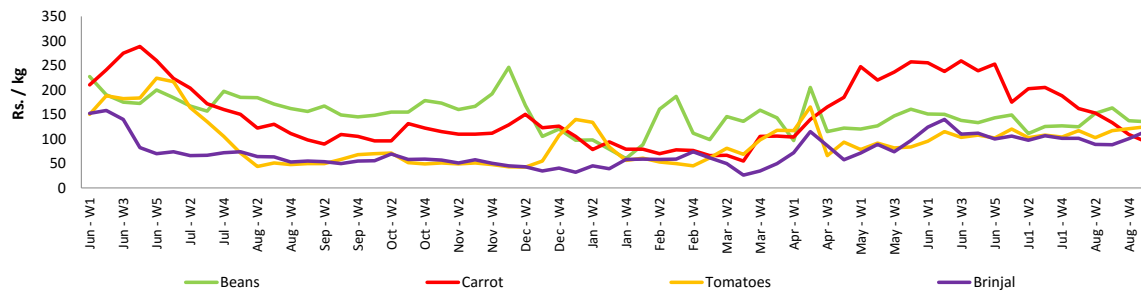


Retail Prices

Pettah



Dambulla



Wholesale and Retail Prices of Selected Food Commodities - 2017/08/28

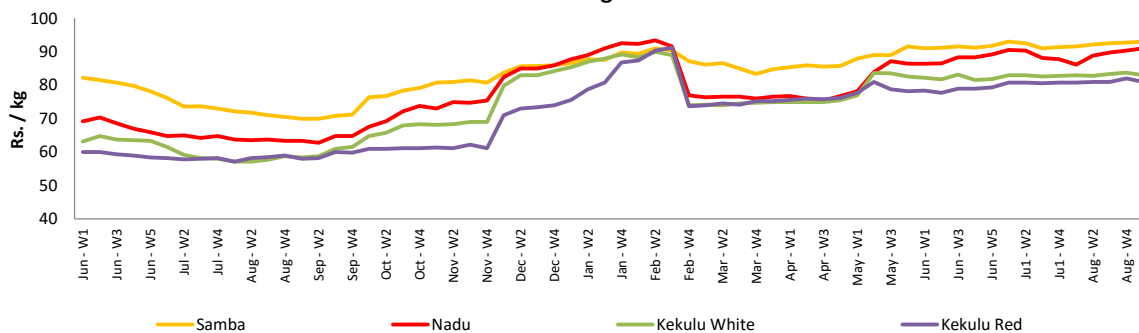
Rice

Item	Unit	Wholesale				Retail	
		Maradagahamula		Pettah		Pettah	
		Previous 5		Previous 5		Previous 5	
		Days Average	Today	Days Average	Today	Days Average	Today
Samba	Rs./Kg	93.00	93.00	93.00	93.00	98.00	98.00
Nadu	Rs./Kg	90.00	91.00	87.00	87.00	93.00	93.00
Kekulu White	Rs./Kg	84.00	83.00	84.00	84.00	90.00	90.00
Kekulu Red	Rs./Kg	82.00	81.00	78.00	78.00	85.00	85.00

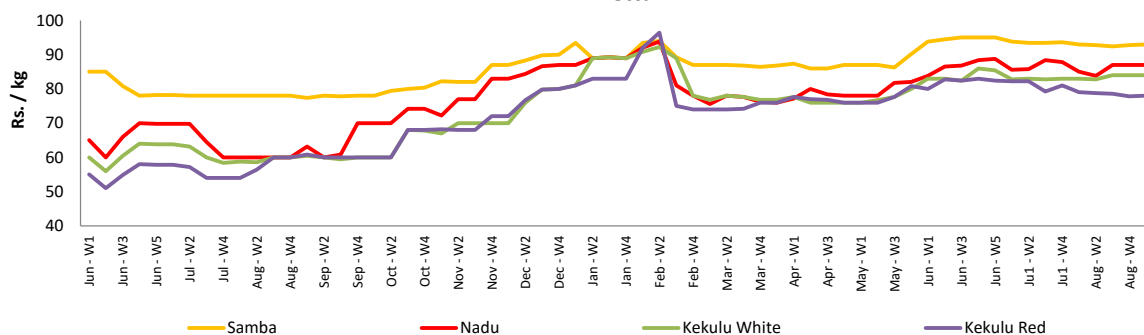
- Price increased by more than 5% compared to previous week average price.
- Price decreased by more than 5% compared to previous week average price.

Wholesale Prices

Marandagahamula

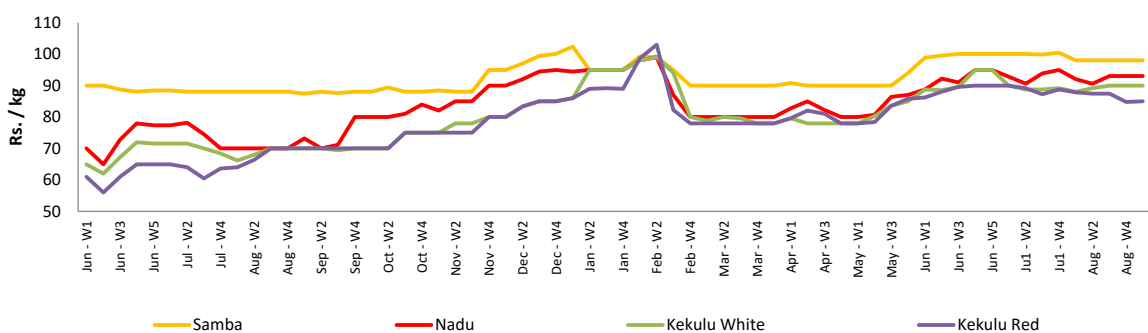


Pettah



Retail Prices

Pettah



Wholesale and Retail Prices of Selected Food Commodities - 2017/08/28

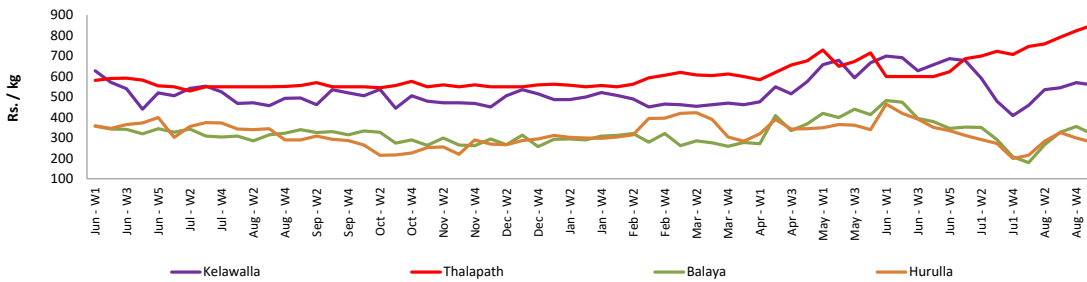
Fish

Item	Unit	Wholesale				Retail			
		Peliyagoda		Negombo		Peliyagoda		Negombo	
		Previous 5 Days Average	Today	Previous 5 Days Average	Today	Previous 5 Days Average	Today	Previous 5 Days Average	Today
Kelawalla	Rs./Kg	570.00	560.00	554.00	620.00	868.00	860.00	790.00	850.00
Thalapath	Rs./Kg	824.00	850.00	686.00	700.00	968.00	980.00	876.00	900.00
Balaya	Rs./Kg	356.00	320.00	264.00	270.00	456.00	420.00	392.00	400.00
Paraw	Rs./Kg	642.00	n.a.	508.00	500.00	968.00	n.a.	752.00	750.00
Salaya	Rs./Kg	116.00	120.00	114.00	110.00	188.00	180.00	172.00	180.00
Hurulla	Rs./Kg	300.00	280.00	242.00	250.00	400.00	380.00	328.00	330.00

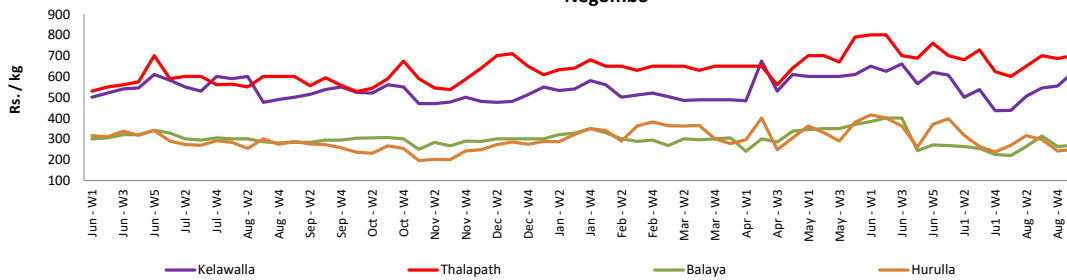
- Price increased by more than 5% compared to previous week average price.
- Price decreased by more than 5% compared to previous week average price.

Wholesale Prices

Peliyagoda

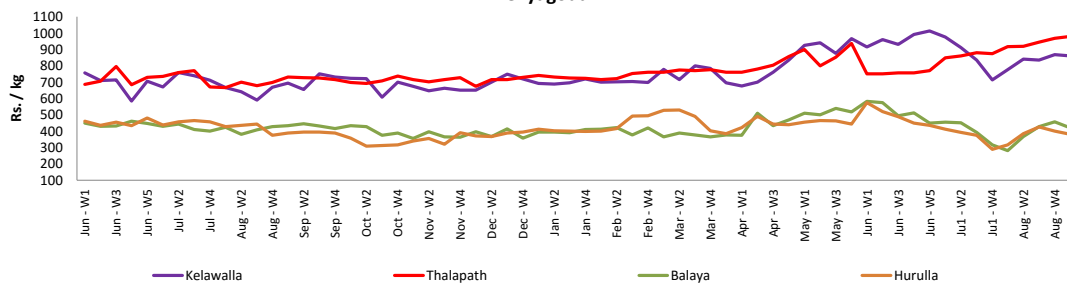


Negombo

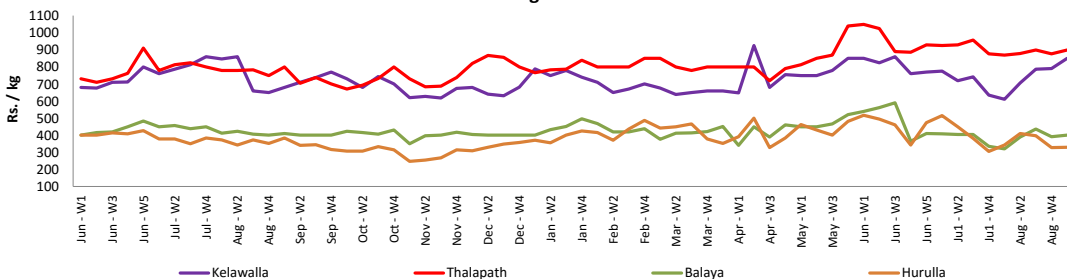


Retail Prices

Peliyagoda



Negombo



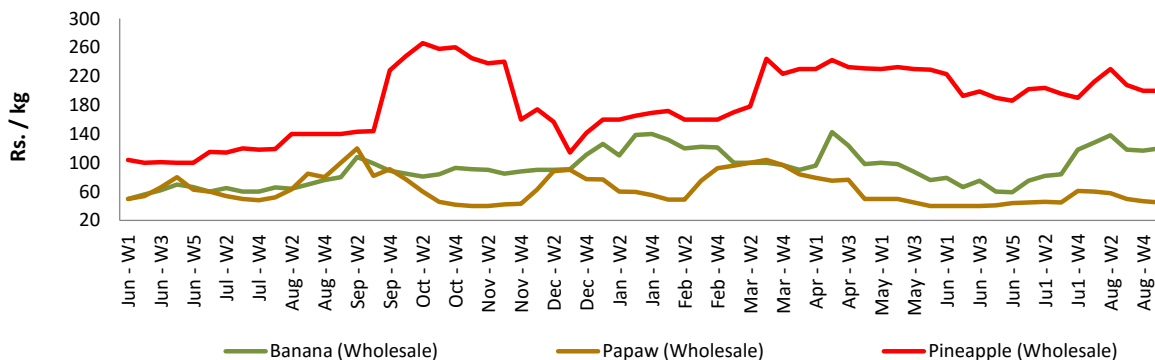
Wholesale and Retail Prices of Selected Food Commodities - 2017/08/28

Fruits

Item	Unit	Wholesale		Retail	
		Pettah			
		Previous 5 Days Average	Today	Previous 5 Days Average	Today
Banana (Sour)	Rs./Kg	117.00	120.00	160.00	160.00
Papaw	Rs./Kg	47.00	45.00	77.00	75.00
Pineapple	Rs./Kg	200.00	200.00	280.00	280.00

- Price increased by more than 5% compared to previous week average price.
- Price decreased by more than 5% compared to previous week average price.

Wholesale - Pettah



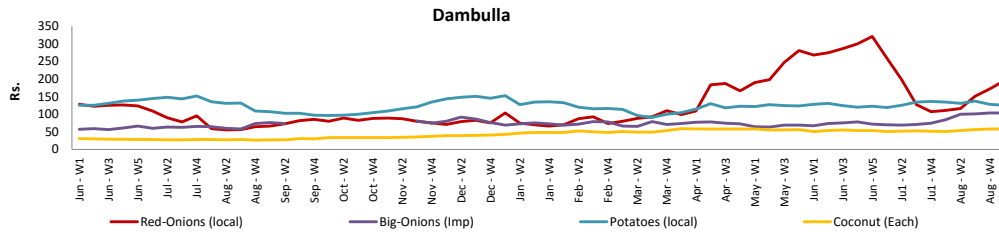
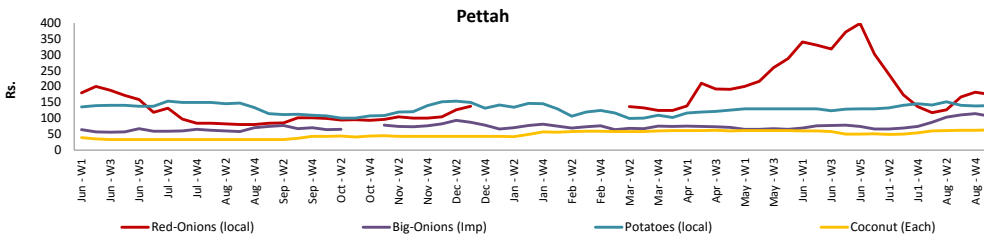
Wholesale and Retail Prices of Selected Food Commodities - 2017/08/28

Other

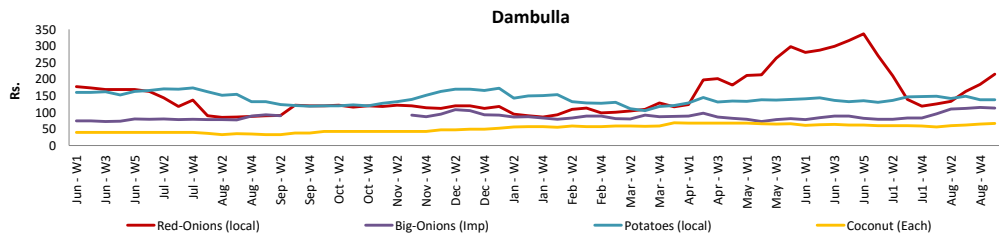
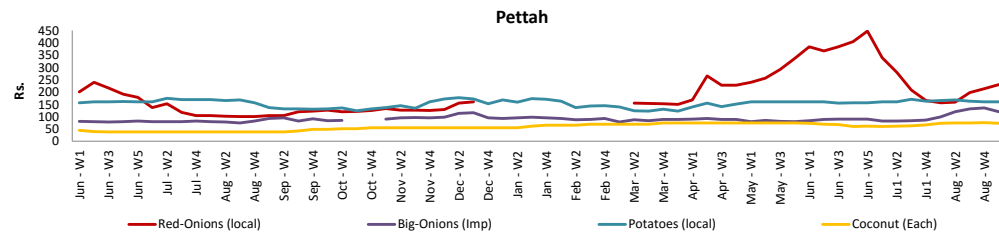
Item	Unit	Wholesale				Retail			
		Pettah		Dambulla		Pettah		Dambulla	
		Previous 5 Days Average	Today	Previous 5 Days Average	Today	Previous 5 Days Average	Today	Previous 5 Days Average	Today
Red-Onions (local)	Rs./Kg	182.00	175.00	172.00	195.00	214.00	230.00	184.00	215.00
Red-Onions (Imp)	Rs./Kg	n.a.	n.a.	n.a.	n.a.	n.a.	n.a.	n.a.	n.a.
Big-Onions (local)	Rs./Kg	n.a.	n.a.	109.00	95.00	n.a.	n.a.	119.00	108.00
Big-Onions (Imp)	Rs./Kg	114.00	107.00	104.00	103.00	135.00	120.00	115.00	113.00
Potatoes (local)	Rs./Kg	139.00	140.00	128.00	125.00	160.00	160.00	138.00	138.00
Potatoes (Imp)	Rs./Kg	83.00	85.00			100.00	100.00		
Dried Chillies (Imp)	Rs./Kg	189.00	190.00	171.00	175.00	221.00	220.00	183.00	188.00
Coconut	Rs./Nut	63.00	63.00	58.00	58.00	76.00	73.00	65.00	67.00
Coconut oil	Rs./Ltr	360.00	360.00			380.00	380.00		
Dhal	Rs./Kg	132.00	133.00			150.00	150.00		
Sugar	Rs./Kg	105.00	105.00			114.00	115.00		
Eggs	Rs./Each	10.20	11.50			11.20	12.50		
Katta	Rs./Kg	850.00	850.00			900.00	900.00		
Sprats	Rs./Kg	500.00	500.00			550.00	550.00		

- Price increased by more than 5% compared to previous week average price.
- Price decreased by more than 5% compared to previous week average price.

Wholesale Prices



Retail Prices



* Prices of food commodities may vary due to quality and markets among other factors.