

## Weekly Summary of Price Developments (From 18 August 2017 to 25 August 2017)



---

### Vegetables

---

- Prices of most varieties of vegetables demonstrated mixed movements in both Pettah and Dambulla markets.



---

### Rice

---

- No significant movement in Rice (Local) prices observed during the week.



---

### Fish

---

- Prices of most fish varieties decreased marginally in Peliyagoda market due to high supply.
-

# Wholesale and Retail Prices of Selected Food Commodities - 2017/08/25

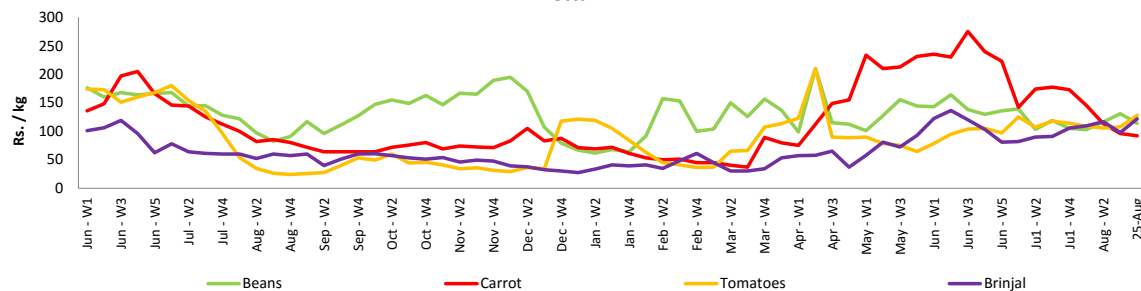
## Vegetables

Item	Unit	Wholesale				Retail			
		Pettah		Dambulla		Pettah		Dambulla	
		Previous 5 Days Average	Today	Previous 5 Days Average	Today	Previous 5 Days Average	Today	Previous 5 Days Average	Today
Beans	Rs./Kg	107.00	114.00	119.00	105.00	141.00	145.00	139.00	125.00
Carrot	Rs./Kg	96.00	92.00	99.00	75.00	134.00	120.00	119.00	95.00
Cabbage	Rs./Kg	47.00	44.00	43.00	38.00	81.00	90.00	64.00	58.00
Tomatoes	Rs./Kg	108.00	128.00	99.00	105.00	145.00	156.00	119.00	125.00
Brinjal	Rs./Kg	106.00	122.00	77.00	85.00	150.00	160.00	97.00	105.00
Pumpkin	Rs./Kg	43.00	40.00	31.00	33.00	71.00	74.00	51.00	53.00
Snake gourd	Rs./Kg	97.00	88.00	70.00	68.00	130.00	128.00	90.00	88.00

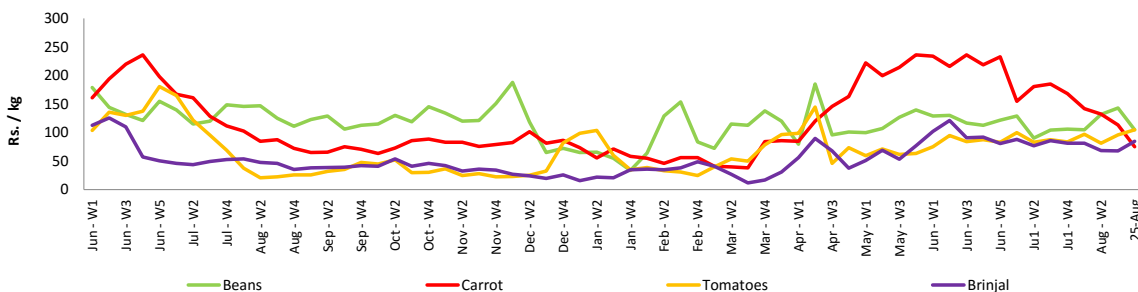
- Price increased by more than 5% compared to previous week average price.
- Price decreased by more than 5% compared to previous week average price.

### Wholesale Prices

#### Pettah

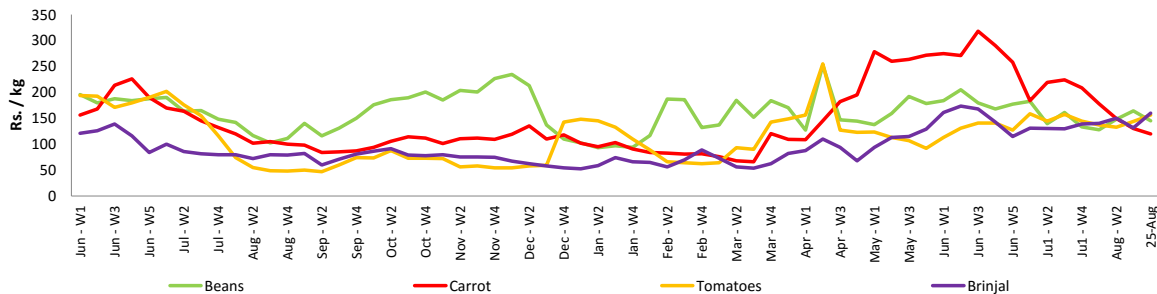


#### Dambulla

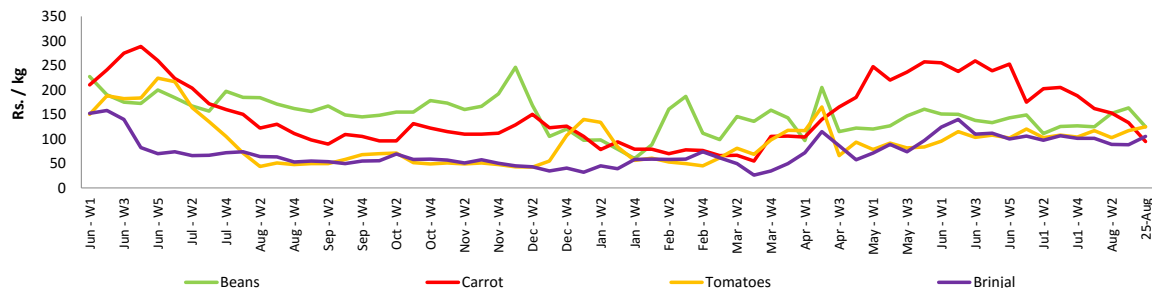


### Retail Prices

#### Pettah



#### Dambulla



# Wholesale and Retail Prices of Selected Food Commodities - 2017/08/25

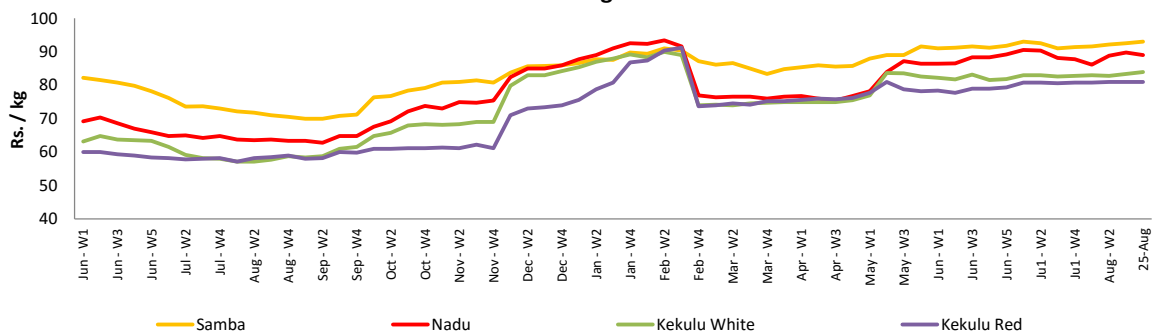
## Rice

Item	Unit	Wholesale				Retail	
		Maradagahamula		Pettah		Pettah	
		Previous 5 Days Average	Today	Previous 5 Days Average	Today	Previous 5 Days Average	Today
Samba	Rs./Kg	93.00	93.00	92.00	92.00	98.00	98.00
Nadu	Rs./Kg	91.00	89.00	87.00	87.00	93.00	93.00
Kekulu White	Rs./Kg	84.00	84.00	84.00	84.00	90.00	90.00
Kekulu Red	Rs./Kg	82.00	81.00	78.00	77.00	85.00	84.00

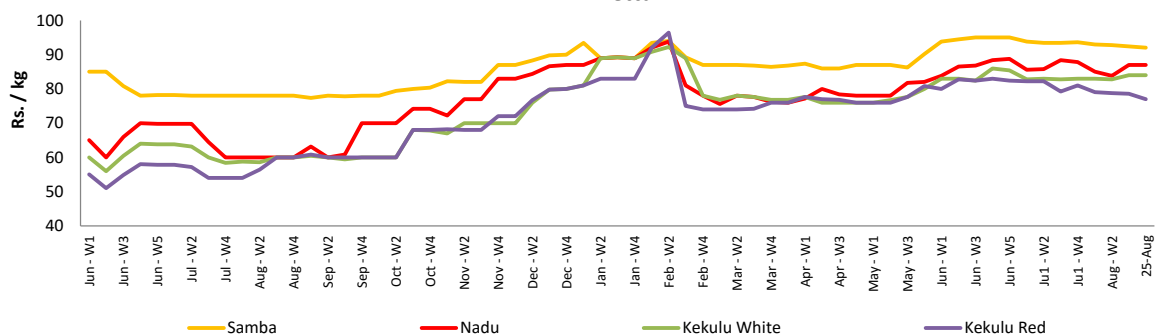
- Price increased by more than 5% compared to previous week average price.
- Price decreased by more than 5% compared to previous week average price.

### Wholesale Prices

#### Maradagahamula

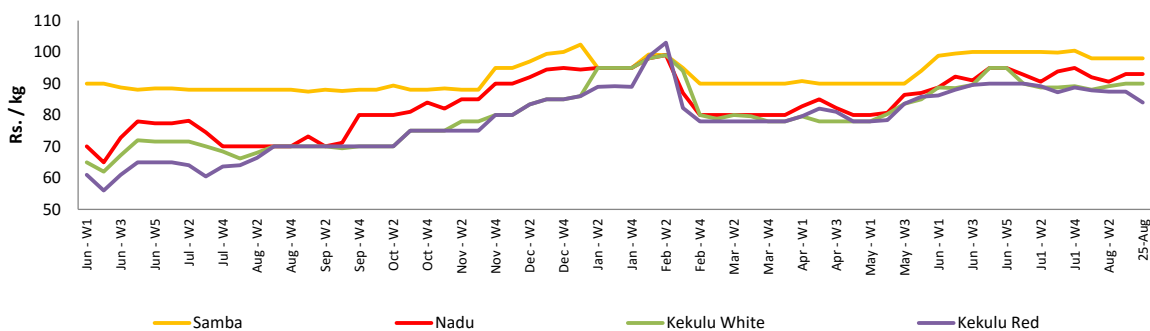


#### Pettah



### Retail Prices

#### Pettah



# Wholesale and Retail Prices of Selected Food Commodities - 2017/08/25

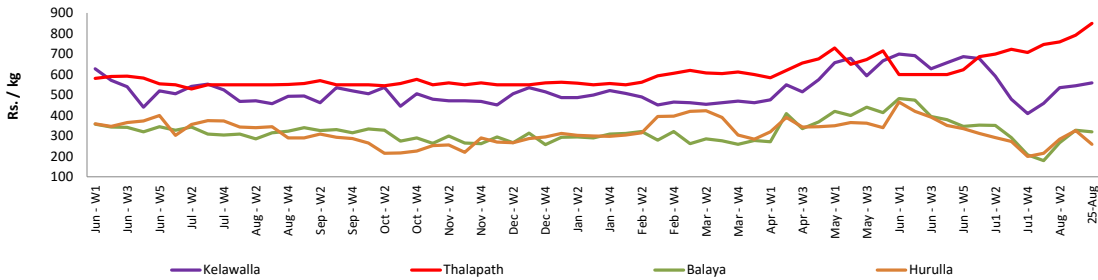
## Fish

Item	Unit	Wholesale				Retail			
		Peliyagoda		Negombo		Peliyagoda		Negombo	
		Previous 5 Days Average	Today	Previous 5 Days Average	24-Aug	Previous 5 Days Average	Today	Previous 5 Days Average	24-Aug
		Kelawalla	Rs./Kg	568.00	560.00	510.00	620.00	864.00	860.00
Thalapath	Rs./Kg	814.00	850.00	696.00	700.00	962.00	980.00	896.00	900.00
Balaya	Rs./Kg	362.00	320.00	274.00	270.00	462.00	420.00	402.00	400.00
Paraw	Rs./Kg	642.00	630.00	516.00	500.00	964.00	960.00	774.00	750.00
Salaya	Rs./Kg	120.00	100.00	110.00	140.00	196.00	160.00	164.00	200.00
Hurulla	Rs./Kg	312.00	260.00	236.00	280.00	412.00	360.00	322.00	350.00

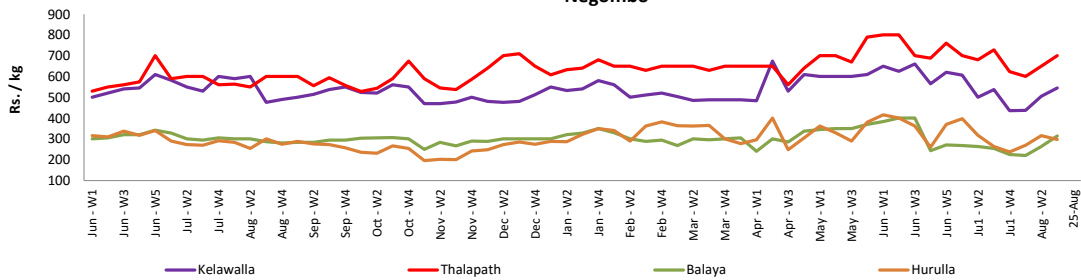
- Price increased by more than 5% compared to previous week average price.
- Price decreased by more than 5% compared to previous week average price.

### Wholesale Prices

#### Peliyagoda

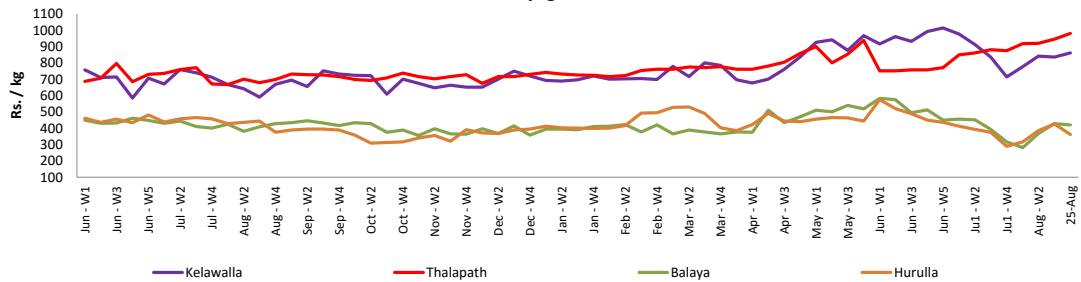


#### Negombo

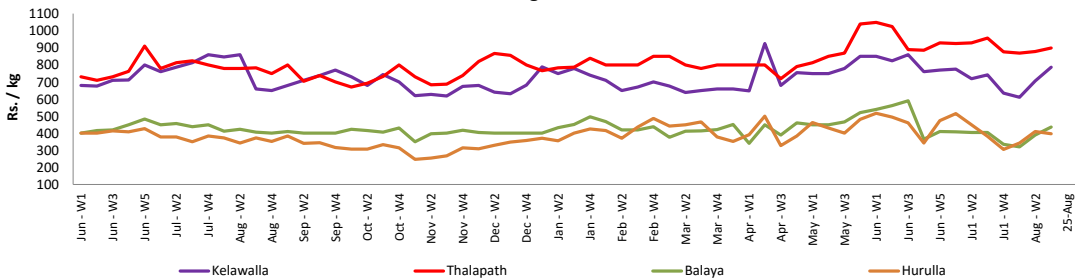


### Retail Prices

#### Peliyagoda



#### Negombo



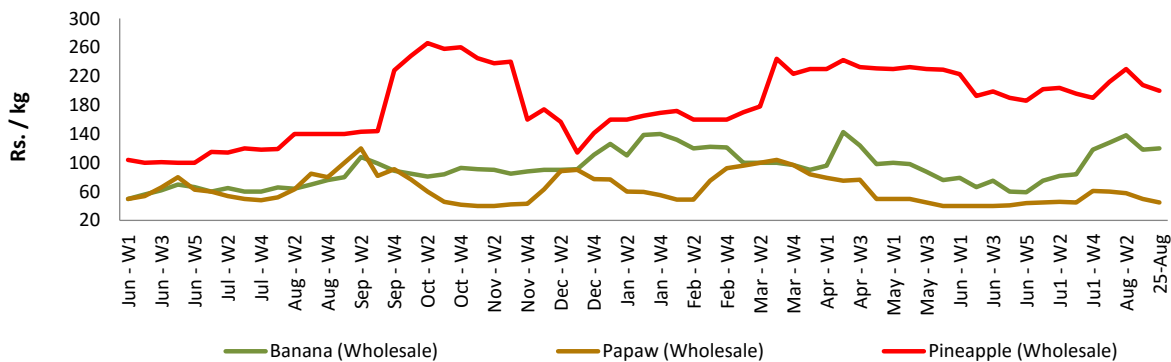
# Wholesale and Retail Prices of Selected Food Commodities - 2017/08/25

## Fruits

Item	Unit	Wholesale		Retail	
		Pettah			
		Previous 5 Days Average	Today	Previous 5 Days Average	Today
Banana (Sour)	Rs./Kg	115.00	120.00	162.00	150.00
Papaw	Rs./Kg	48.00	45.00	78.00	75.00
Pineapple	Rs./Kg	204.00	200.00	284.00	270.00

- Price increased by more than 5% compared to previous week average price.
- Price decreased by more than 5% compared to previous week average price.

Wholesale - Pettah



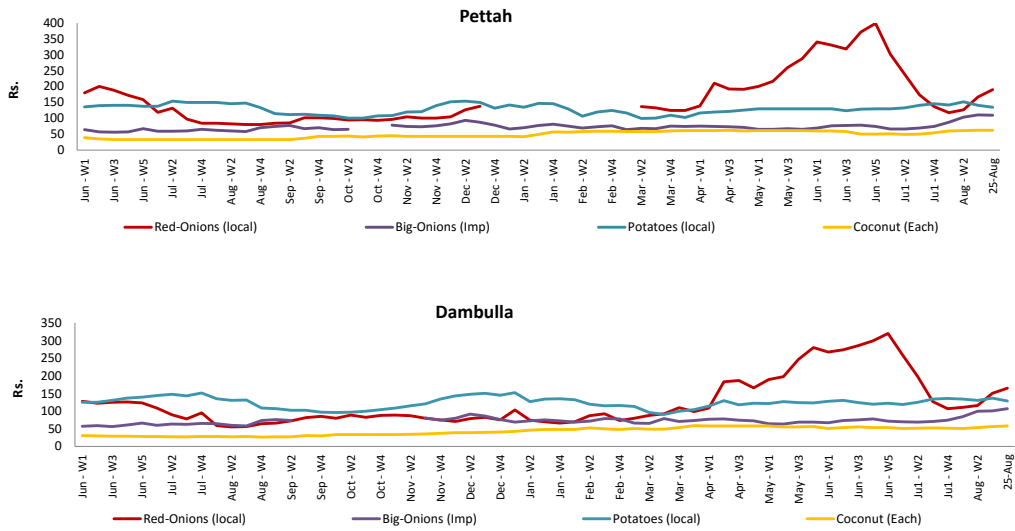
# Wholesale and Retail Prices of Selected Food Commodities - 2017/08/25

## Other

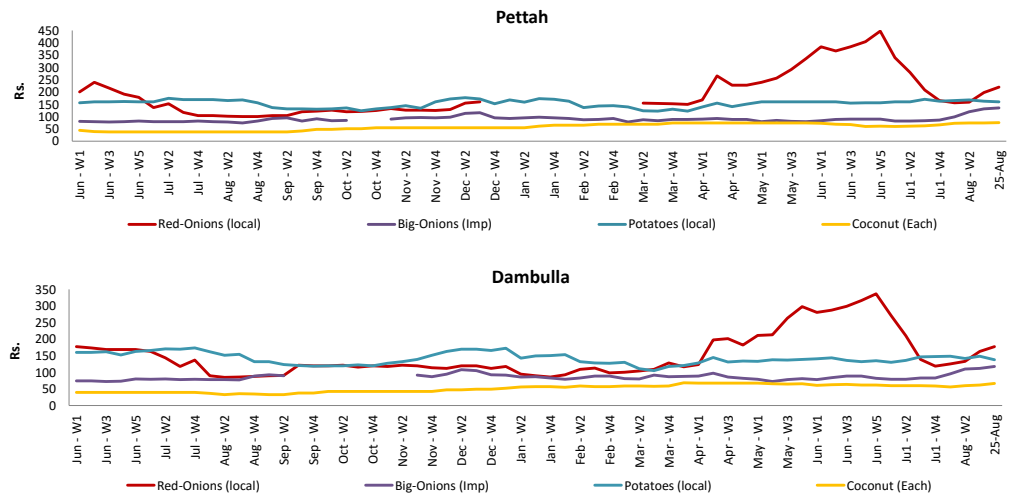
Item	Unit	Wholesale				Retail			
		Pettah		Dambulla		Pettah		Dambulla	
		Previous 5 Days Average	Today	Previous 5 Days Average	Today	Previous 5 Days Average	Today	Previous 5 Days Average	Today
Red-Onions (local)	Rs./Kg	182.00	190.00	174.00	165.00	215.00	220.00	186.00	178.00
Red-Onions (Imp)	Rs./Kg	n.a.	n.a.	n.a.	n.a.	n.a.	n.a.	n.a.	n.a.
Big-Onions (local)	Rs./Kg	n.a.	n.a.	110.00	103.00	n.a.	n.a.	120.00	113.00
Big-Onions (Imp)	Rs./Kg	113.00	110.00	103.00	107.00	134.00	135.00	114.00	118.00
Potatoes (local)	Rs./Kg	139.00	135.00	130.00	129.00	161.00	160.00	141.00	138.00
Potatoes (Imp)	Rs./Kg	82.00	85.00			100.00	100.00		
Dried Chillies (Imp)	Rs./Kg	189.00	185.00	168.00	175.00	220.00	225.00	180.00	188.00
Coconut	Rs./Nut	62.00	62.00	58.00	58.00	75.00	76.00	64.00	67.00
Coconut oil	Rs./Ltr	360.00	360.00			380.00	380.00		
Dhal	Rs./Kg	132.00	129.00			150.00	148.00		
Sugar	Rs./Kg	104.00	105.00			113.00	115.00		
Eggs	Rs./Each	10.20	11.00			11.20	12.00		
Katta	Rs./Kg	850.00	850.00			900.00	900.00		
Sprats	Rs./Kg	500.00	500.00			550.00	550.00		

- Price increased by more than 5% compared to previous week average price.
- Price decreased by more than 5% compared to previous week average price.

### Wholesale Prices



### Retail Prices



\* Prices of food commodities may vary due to quality and markets among other factors.