

Weekly Summary of Price Developments (From 17 August 2017 to 24 August 2017)



Vegetables

- Prices of most varieties of vegetables demonstrated mixed movements in both Pettah and Dambulla markets.



Rice

- No significant movement in Rice (Local) prices observed during the week.



Other

- Prices of Imported Big Onions increased in Dambulla market even though the harvest of Local Big Onions arrived at the market.
-

Wholesale and Retail Prices of Selected Food Commodities - 2017/08/24

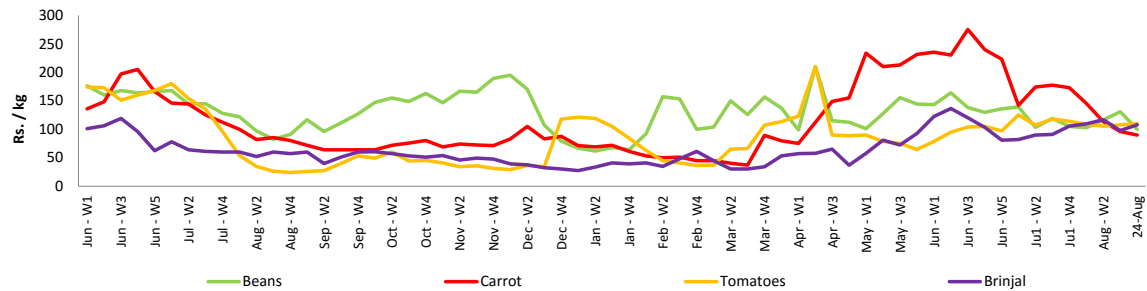
Vegetables

Item	Unit	Wholesale				Retail			
		Pettah		Dambulla		Pettah		Dambulla	
		Previous 5 Days Average	Today	Previous 5 Days Average	Today	Previous 5 Days Average	Today	Previous 5 Days Average	Today
Beans	Rs./Kg	113.00	100.00	127.00	115.00	146.00	133.00	147.00	135.00
Carrot	Rs./Kg	97.00	90.00	101.00	93.00	135.00	127.00	121.00	113.00
Cabbage	Rs./Kg	46.00	51.00	42.00	43.00	79.00	87.00	63.00	63.00
Tomatoes	Rs./Kg	106.00	110.00	99.00	103.00	144.00	148.00	119.00	123.00
Brinjal	Rs./Kg	103.00	108.00	74.00	85.00	142.00	157.00	94.00	105.00
Pumpkin	Rs./Kg	45.00	40.00	31.00	28.00	73.00	70.00	51.00	48.00
Snake gourd	Rs./Kg	101.00	80.00	70.00	65.00	134.00	113.00	90.00	85.00

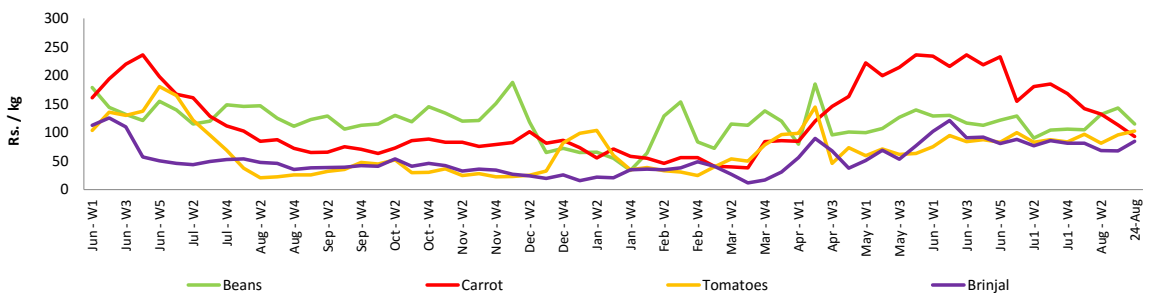
- Price increased by more than 5% compared to previous week average price.
- Price decreased by more than 5% compared to previous week average price.

Wholesale Prices

Pettah

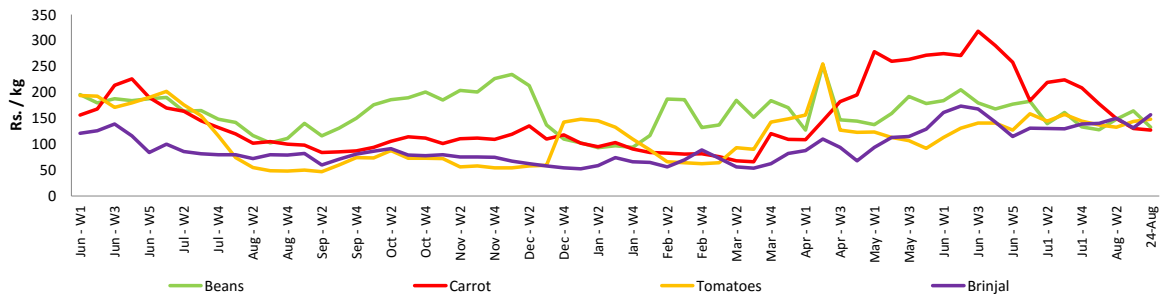


Dambulla

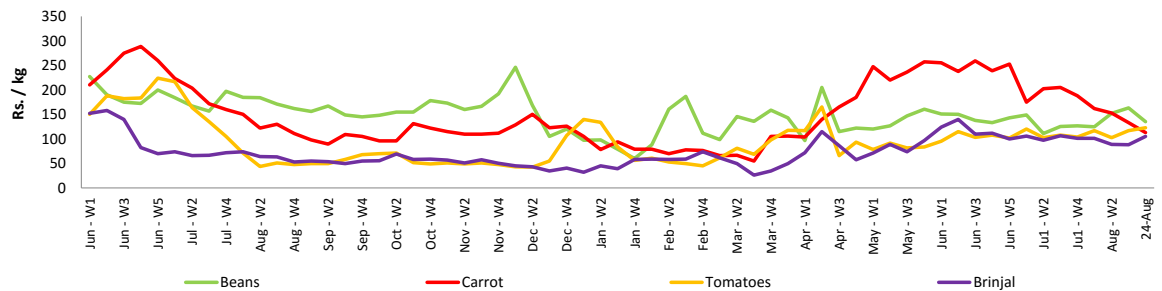


Retail Prices

Pettah



Dambulla



Wholesale and Retail Prices of Selected Food Commodities - 2017/08/24

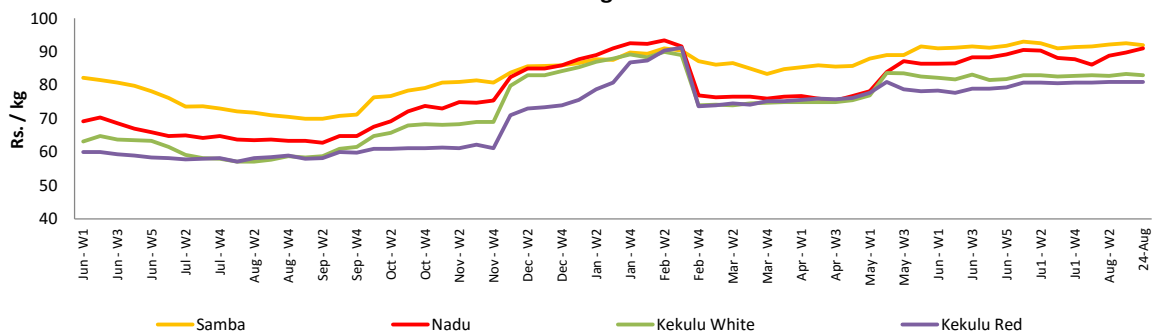
Rice

Item	Unit	Wholesale				Retail	
		Maradagahamula		Pettah		Pettah	
		Previous 5 Days Average		Previous 5 Days Average		Previous 5 Days Average	
		Average	Today	Average	Today	Average	Today
Samba	Rs./Kg	93.00	92.00	92.00	93.00	98.00	98.00
Nadu	Rs./Kg	90.00	91.00	87.00	87.00	93.00	93.00
Kekulu White	Rs./Kg	84.00	83.00	84.00	84.00	90.00	90.00
Kekulu Red	Rs./Kg	82.00	81.00	78.00	78.00	86.00	85.00

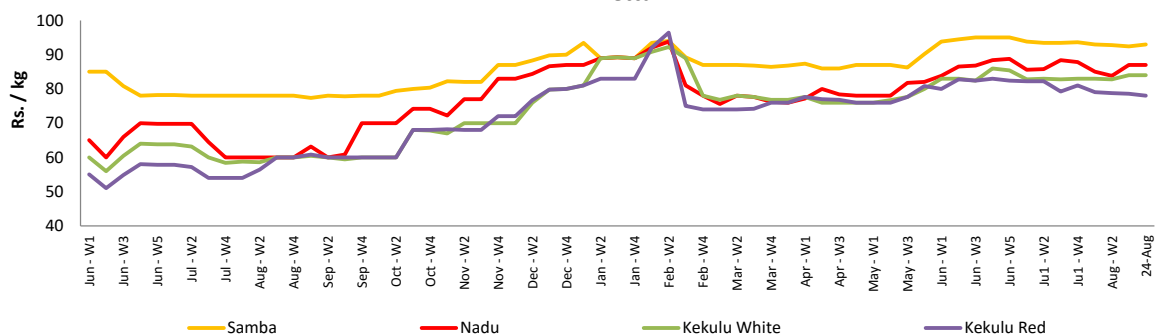
- Price increased by more than 5% compared to previous week average price.
- Price decreased by more than 5% compared to previous week average price.

Wholesale Prices

Marandagahamula

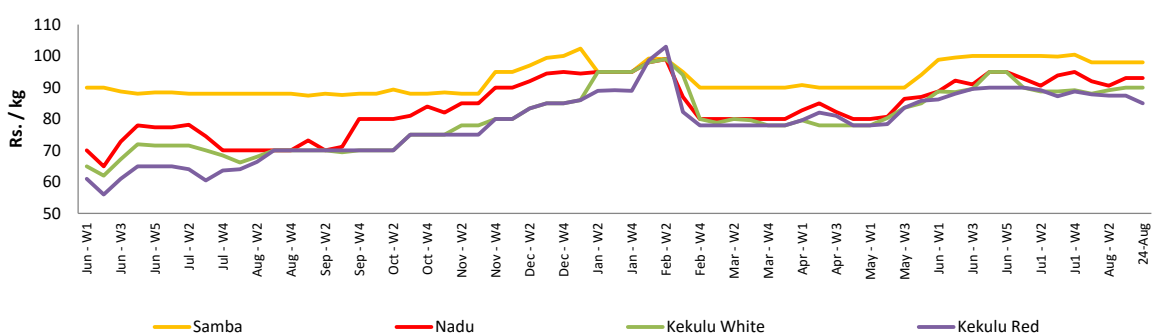


Pettah



Retail Prices

Pettah



Wholesale and Retail Prices of Selected Food Commodities - 2017/08/24

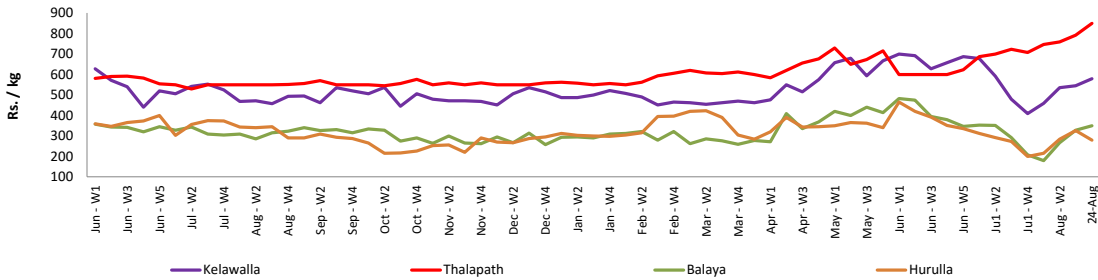
Fish

Item	Unit	Wholesale				Retail			
		Peliyagoda		Negombo		Peliyagoda		Negombo	
		Previous 5 Days Average	Today	Previous 5 Days Average	Today	Previous 5 Days Average	Today	Previous 5 Days Average	Today
Kelawalla	Rs./Kg	562.00	580.00	510.00	620.00	856.00	880.00	760.00	850.00
Thalapath	Rs./Kg	804.00	850.00	696.00	700.00	956.00	980.00	896.00	900.00
Balaya	Rs./Kg	356.00	350.00	274.00	270.00	456.00	450.00	402.00	400.00
Paraw	Rs./Kg	636.00	650.00	516.00	500.00	960.00	980.00	774.00	750.00
Salaya	Rs./Kg	124.00	100.00	110.00	140.00	204.00	160.00	164.00	200.00
Hurulla	Rs./Kg	320.00	280.00	236.00	280.00	420.00	380.00	322.00	350.00

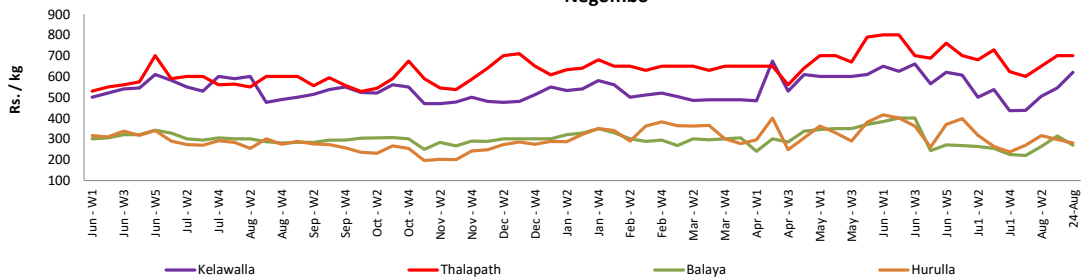
- Price increased by more than 5% compared to previous week average price.
- Price decreased by more than 5% compared to previous week average price.

Wholesale Prices

Peliyagoda

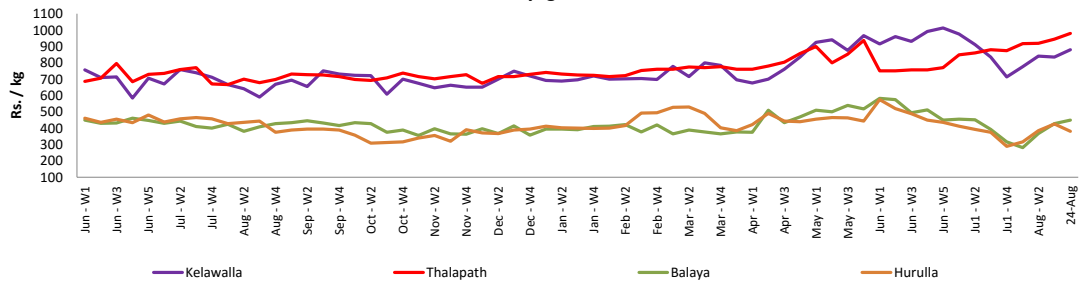


Negombo

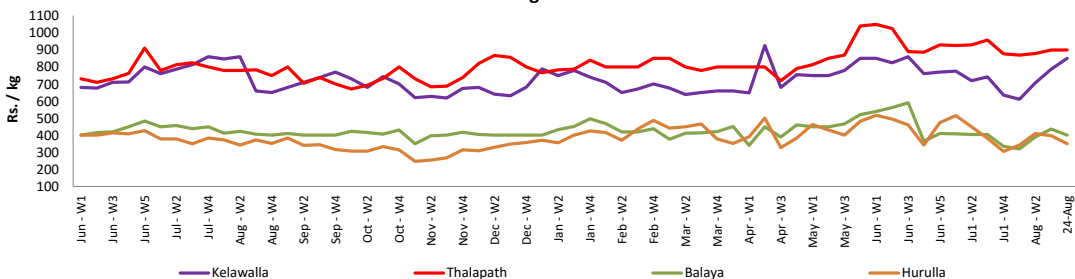


Retail Prices

Peliyagoda



Negombo



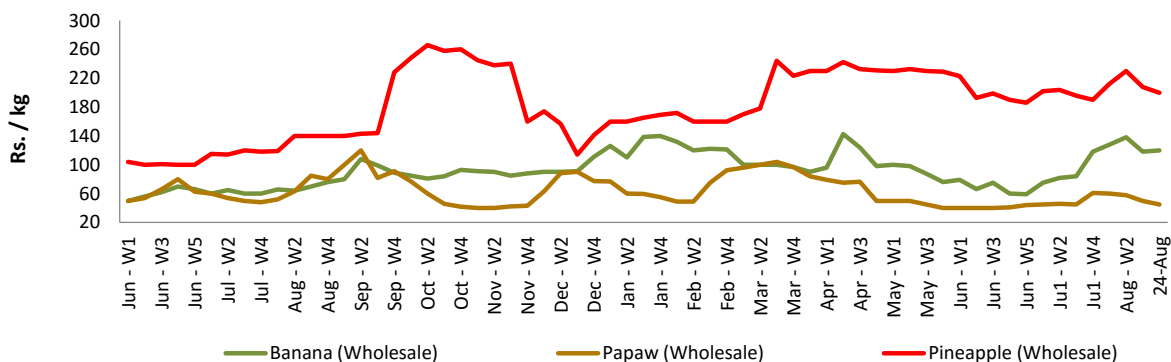
Wholesale and Retail Prices of Selected Food Commodities - 2017/08/24

Fruits

Item	Unit	Wholesale		Retail	
		Pettah			
		Previous 5 Days Average	Today	Previous 5 Days Average	Today
Banana (Sour)	Rs./Kg	113.00	120.00	162.00	160.00
Papaw	Rs./Kg	49.00	45.00	79.00	75.00
Pineapple	Rs./Kg	204.00	200.00	286.00	280.00

- Price increased by more than 5% compared to previous week average price.
- Price decreased by more than 5% compared to previous week average price.

Wholesale - Pettah



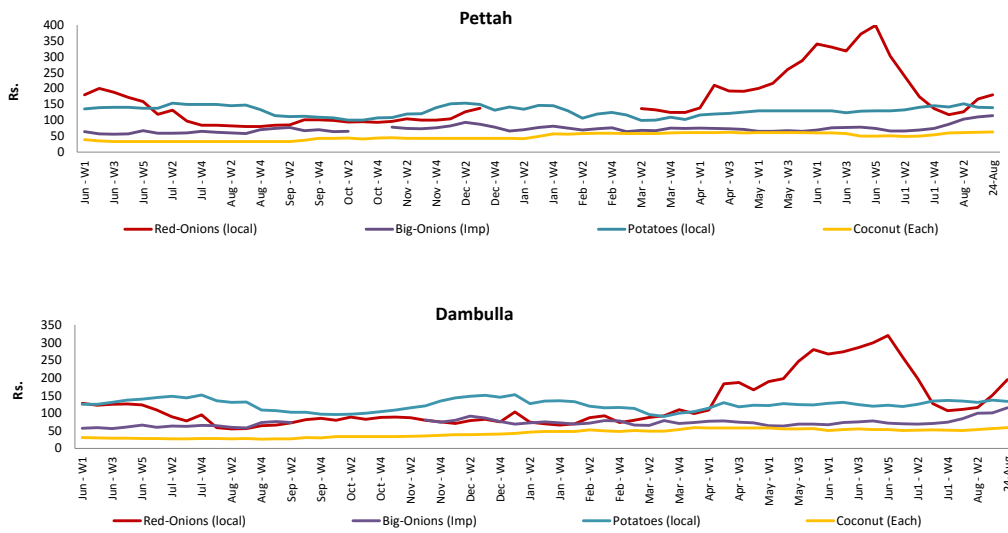
Wholesale and Retail Prices of Selected Food Commodities - 2017/08/24

Other

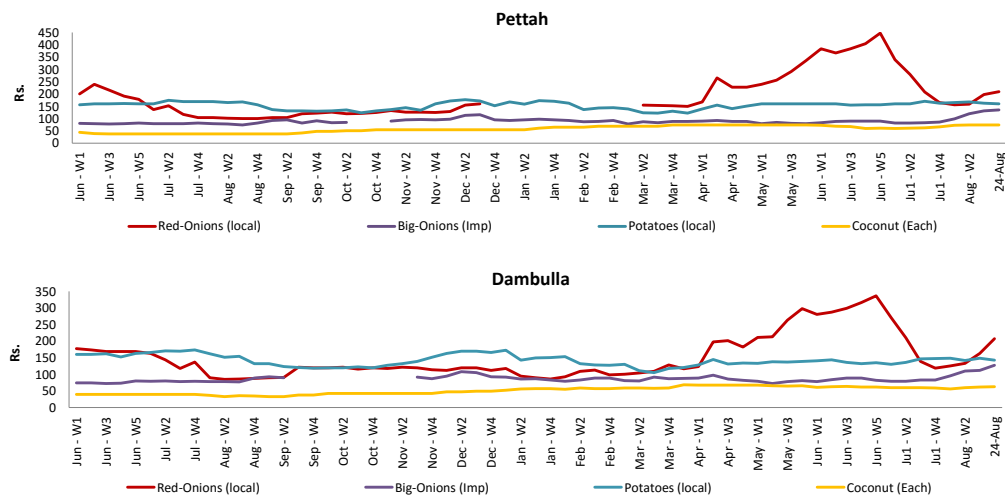
Item	Unit	Wholesale				Retail			
		Pettah		Dambulla		Pettah		Dambulla	
		Previous 5 Days Average	Today	Previous 5 Days Average	Today	Previous 5 Days Average	Today	Previous 5 Days Average	Today
Red-Onions (local)	Rs./Kg	178.00	180.00	166.00	195.00	211.00	210.00	178.00	208.00
Red-Onions (Imp)	Rs./Kg	n.a.	n.a.	n.a.	n.a.	n.a.	n.a.	n.a.	n.a.
Big-Onions (local)	Rs./Kg	n.a.	n.a.	109.00	113.00	n.a.	n.a.	119.00	123.00
Big-Onions (Imp)	Rs./Kg	112.00	115.00	99.00	115.00	133.00	135.00	109.00	128.00
Potatoes (local)	Rs./Kg	139.00	140.00	131.00	133.00	161.00	160.00	142.00	143.00
Potatoes (Imp)	Rs./Kg	81.00	85.00			100.00	100.00		
Dried Chillies (Imp)	Rs./Kg	189.00	190.00	168.00	175.00	220.00	220.00	180.00	188.00
Coconut	Rs./Nut	62.00	63.00	57.00	59.00	75.00	75.00	64.00	63.00
Coconut oil	Rs./Ltr	360.00	360.00			380.00	380.00		
Dhal	Rs./Kg	132.00	133.00			150.00	150.00		
Sugar	Rs./Kg	104.00	105.00			112.00	115.00		
Eggs	Rs./Each	10.40	10.00			11.40	11.00		
Katta	Rs./Kg	850.00	850.00			900.00	900.00		
Sprats	Rs./Kg	500.00	500.00			550.00	550.00		

- Price increased by more than 5% compared to previous week average price.
- Price decreased by more than 5% compared to previous week average price.

Wholesale Prices



Retail Prices



* Prices of food commodities may vary due to quality and markets among other factors.