

Weekly Summary of Price Developments (From 16 August 2017 to 23 August 2017)



Vegetables

- Prices of most varieties of vegetables demonstrated mixed movements in both Pettah and Dambulla markets.



Rice

- No significant movement in Rice (Local) prices observed during the week.



Other

- Retail price of Coconut increased in Dambulla market due to low supply.
-

Wholesale and Retail Prices of Selected Food Commodities - 2017/08/23

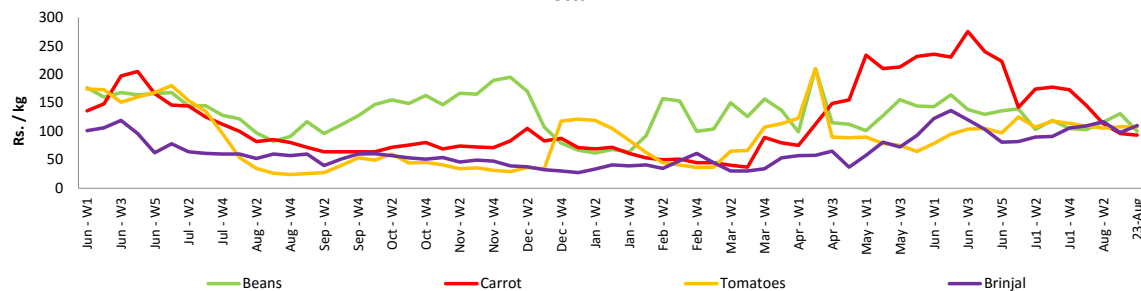
Vegetables

Item	Unit	Wholesale				Retail			
		Pettah		Dambulla		Pettah		Dambulla	
		Previous 5 Days Average	Today	Previous 5 Days Average	Today	Previous 5 Days Average	Today	Previous 5 Days Average	Today
Beans	Rs./Kg	117.00	100.00	133.00	115.00	151.00	133.00	153.00	135.00
Carrot	Rs./Kg	97.00	93.00	103.00	95.00	135.00	133.00	123.00	115.00
Cabbage	Rs./Kg	45.00	47.00	44.00	28.00	79.00	77.00	65.00	48.00
Tomatoes	Rs./Kg	106.00	108.00	99.00	95.00	144.00	140.00	119.00	115.00
Brinjal	Rs./Kg	99.00	110.00	73.00	88.00	137.00	153.00	93.00	108.00
Pumpkin	Rs./Kg	46.00	42.00	32.00	28.00	75.00	70.00	52.00	48.00
Snake gourd	Rs./Kg	100.00	100.00	65.00	73.00	133.00	133.00	85.00	93.00

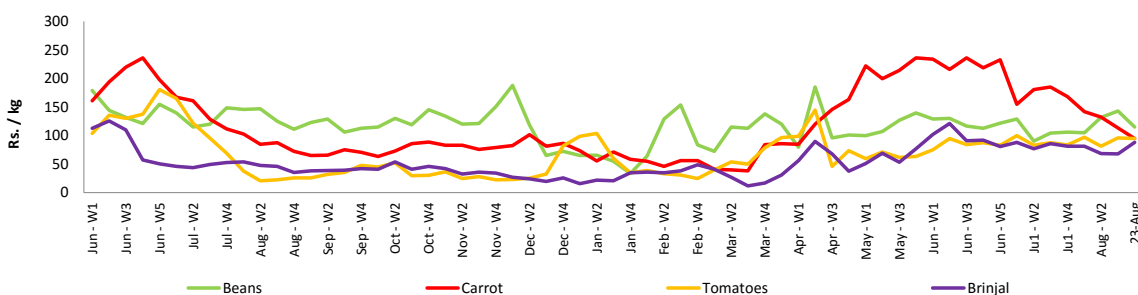
- Price increased by more than 5% compared to previous week average price.
- Price decreased by more than 5% compared to previous week average price.

Wholesale Prices

Pettah

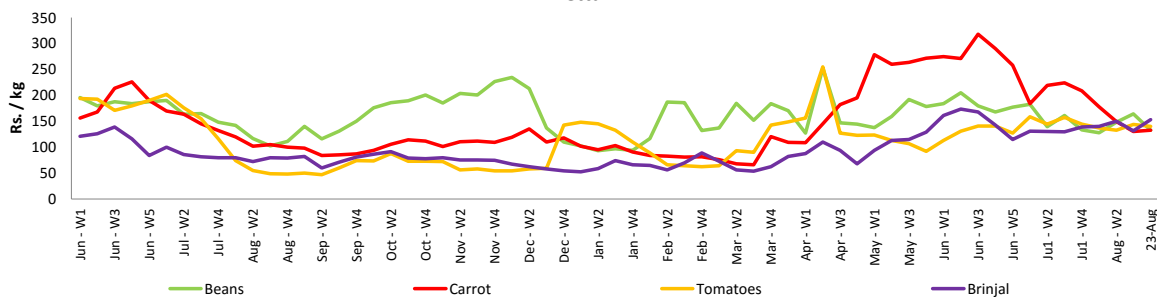


Dambulla

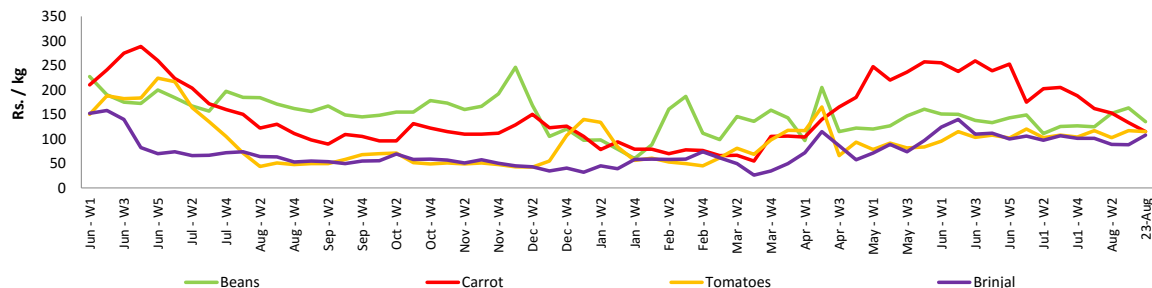


Retail Prices

Pettah



Dambulla



Wholesale and Retail Prices of Selected Food Commodities - 2017/08/23

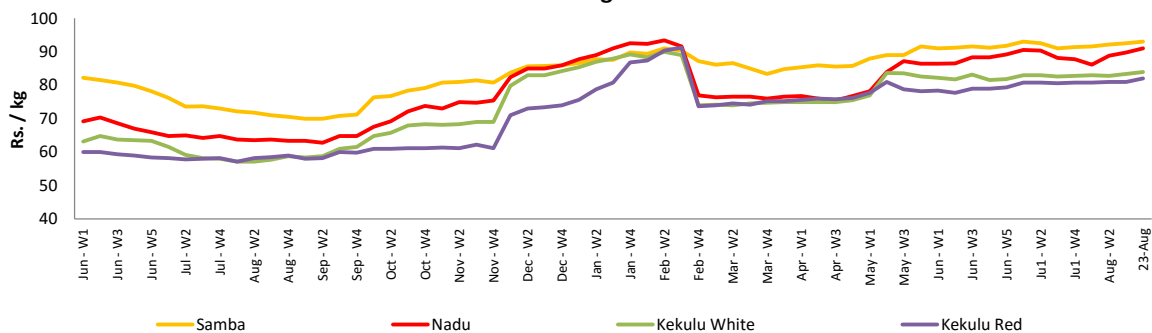
Rice

Item	Unit	Wholesale				Retail	
		Maradagahamula		Pettah		Pettah	
		Previous 5 Days Average	Today	Previous 5 Days Average	Today	Previous 5 Days Average	Today
Samba	Rs./Kg	93.00	93.00	92.00	93.00	98.00	98.00
Nadu	Rs./Kg	90.00	91.00	87.00	87.00	93.00	93.00
Kekulu White	Rs./Kg	84.00	84.00	84.00	84.00	90.00	90.00
Kekulu Red	Rs./Kg	82.00	82.00	78.00	78.00	86.00	85.00

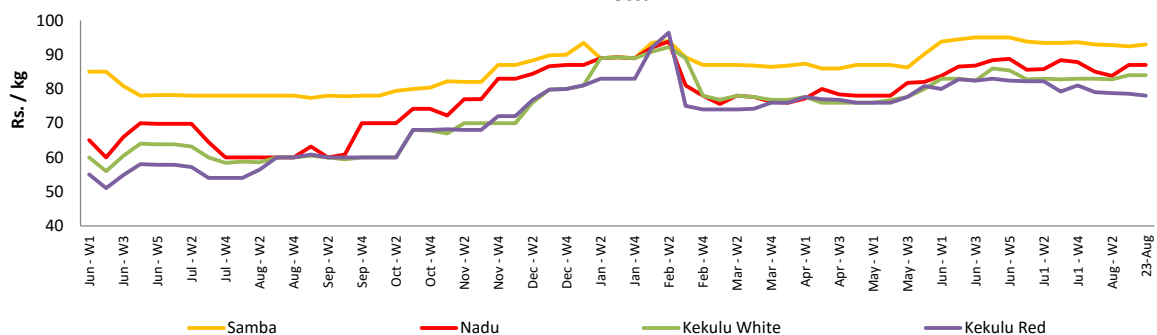
- Price increased by more than 5% compared to previous week average price.
- Price decreased by more than 5% compared to previous week average price.

Wholesale Prices

Maradagahamula

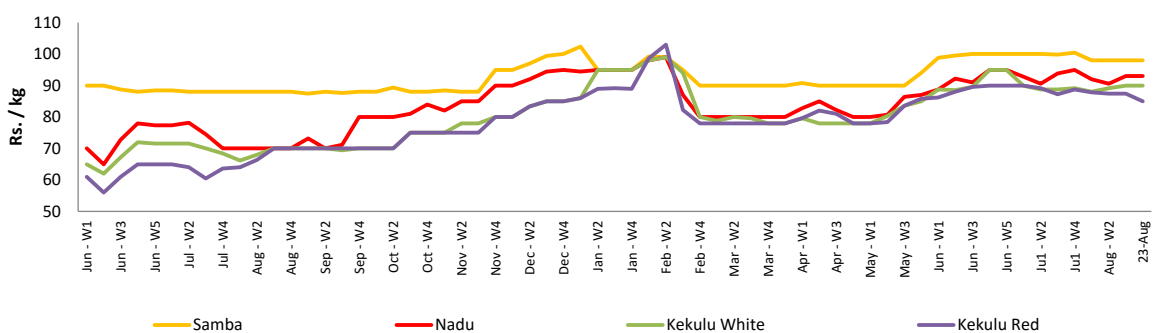


Pettah



Retail Prices

Pettah



Wholesale and Retail Prices of Selected Food Commodities - 2017/08/23

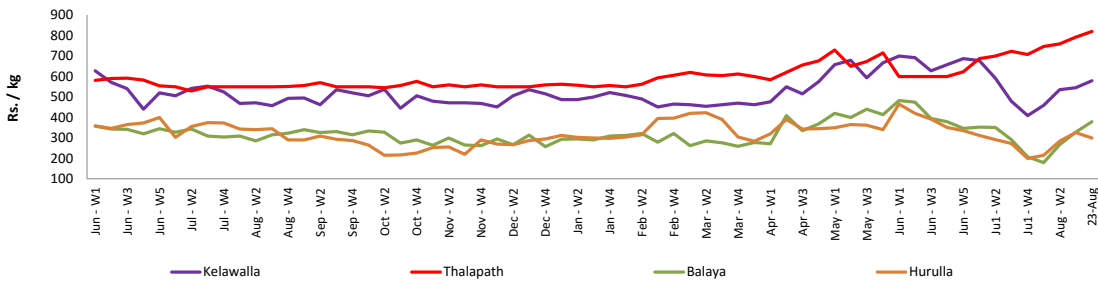
Fish

Item	Unit	Wholesale				Retail			
		Peliyagoda		Negombo		Peliyagoda		Negombo	
		Previous 5 Days Average	Today	Previous 5 Days Average	Today	Previous 5 Days Average	Today	Previous 5 Days Average	Today
Kelawalla	Rs./Kg	556.00	580.00	506.00	550.00	848.00	880.00	746.00	800.00
Thalapath	Rs./Kg	800.00	820.00	700.00	680.00	950.00	980.00	900.00	880.00
Balaya	Rs./Kg	344.00	380.00	286.00	270.00	444.00	480.00	412.00	400.00
Paraw	Rs./Kg	632.00	650.00	520.00	500.00	960.00	980.00	780.00	750.00
Salaya	Rs./Kg	120.00	140.00	114.00	120.00	200.00	220.00	168.00	180.00
Hurulla	Rs./Kg	324.00	300.00	250.00	250.00	424.00	400.00	338.00	340.00

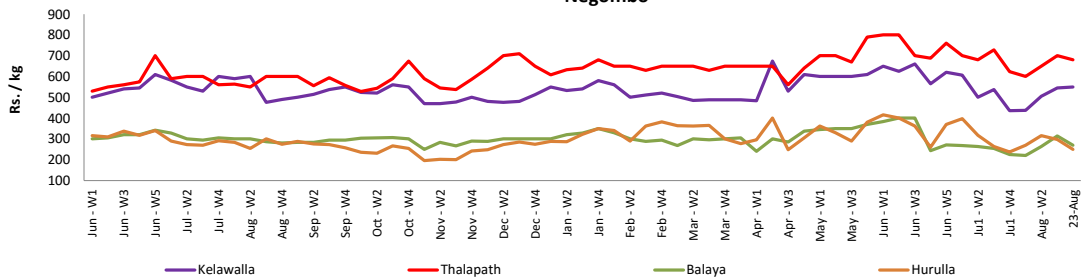
- Price increased by more than 5% compared to previous week average price.
- Price decreased by more than 5% compared to previous week average price.

Wholesale Prices

Peliyagoda

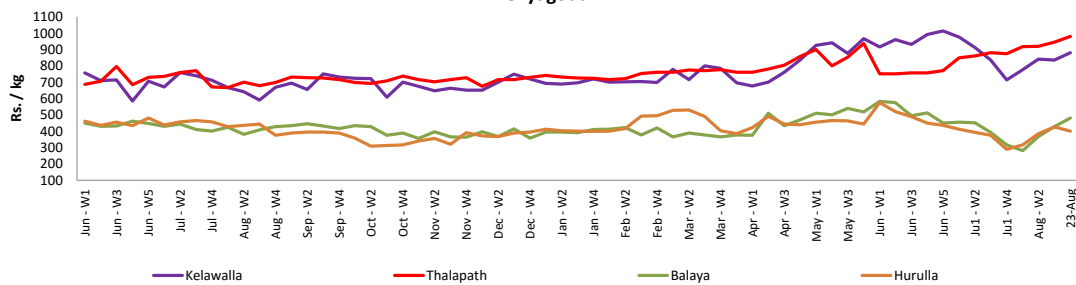


Negombo

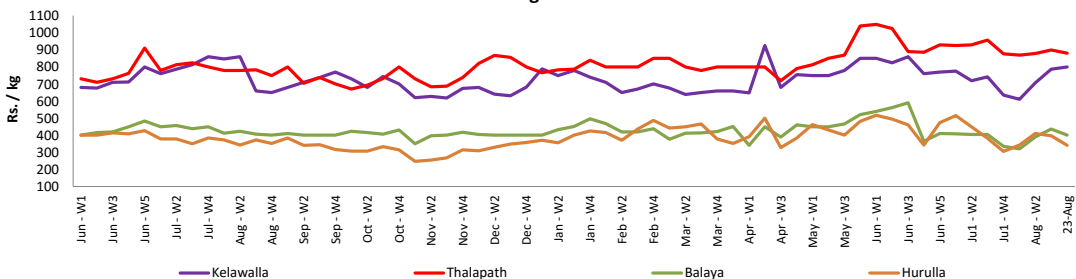


Retail Prices

Peliyagoda



Negombo



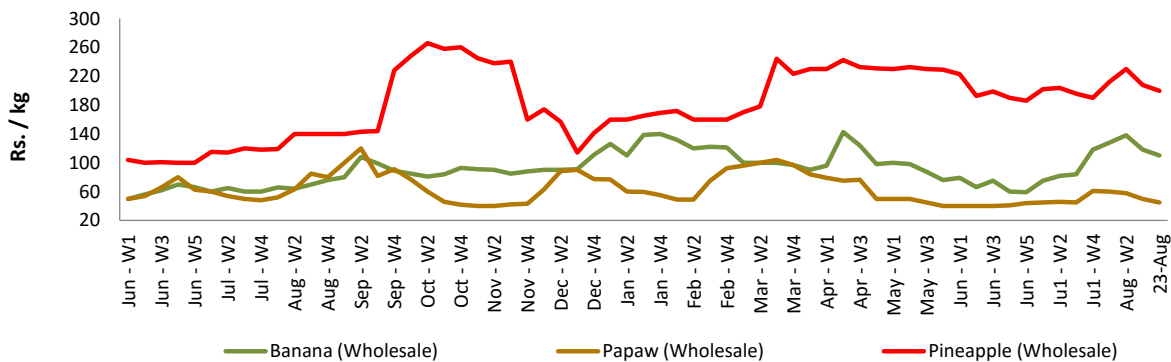
Wholesale and Retail Prices of Selected Food Commodities - 2017/08/23

Fruits

Item	Unit	Wholesale		Retail	
		Pettah			
		Previous 5 Days Average	Today	Previous 5 Days Average	Today
Banana (Sour)	Rs./Kg	113.00	110.00	162.00	160.00
Papaw	Rs./Kg	50.00	45.00	80.00	75.00
Pineapple	Rs./Kg	204.00	200.00	286.00	290.00

- Price increased by more than 5% compared to previous week average price.
- Price decreased by more than 5% compared to previous week average price.

Wholesale - Pettah



Wholesale and Retail Prices of Selected Food Commodities - 2017/08/23

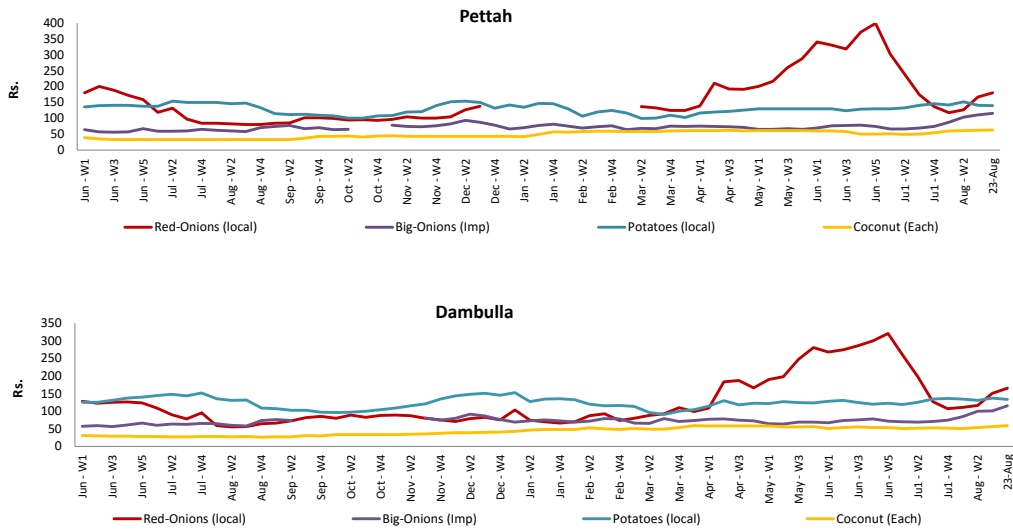
Other

Item	Unit	Wholesale				Retail			
		Pettah		Dambulla		Pettah		Dambulla	
		Previous 5 Days Average	Today	Previous 5 Days Average	Today	Previous 5 Days Average	Today	Previous 5 Days Average	Today
Red-Onions (local)	Rs./Kg	174.00	180.00	160.00	165.00	207.00	210.00	172.00	178.00
Red-Onions (Imp)	Rs./Kg	n.a.	n.a.	n.a.	n.a.	n.a.	n.a.	n.a.	n.a.
Big-Onions (local)	Rs./Kg	n.a.	n.a.	108.00	113.00	n.a.	n.a.	118.00	123.00
Big-Onions (Imp)	Rs./Kg	111.00	116.00	95.00	115.00	133.00	135.00	105.00	128.00
Potatoes (local)	Rs./Kg	139.00	140.00	132.00	133.00	161.00	160.00	143.00	143.00
Potatoes (Imp)	Rs./Kg	80.00	85.00			100.00	100.00		
Dried Chillies (Imp)	Rs./Kg	189.00	190.00	170.00	168.00	220.00	220.00	182.00	178.00
Coconut	Rs./Nut	62.00	63.00	57.00	59.00	75.00	75.00	63.00	67.00
Coconut oil	Rs./Ltr	360.00	360.00			380.00	380.00		
Dhal	Rs./Kg	132.20	133.00			150.00	150.00		
Sugar	Rs./Kg	104.00	105.00			111.00	115.00		
Eggs	Rs./Each	10.60	10.00			11.60	11.00		
Katta	Rs./Kg	850.00	850.00			900.00	900.00		
Sprats	Rs./Kg	500.00	500.00			550.00	550.00		

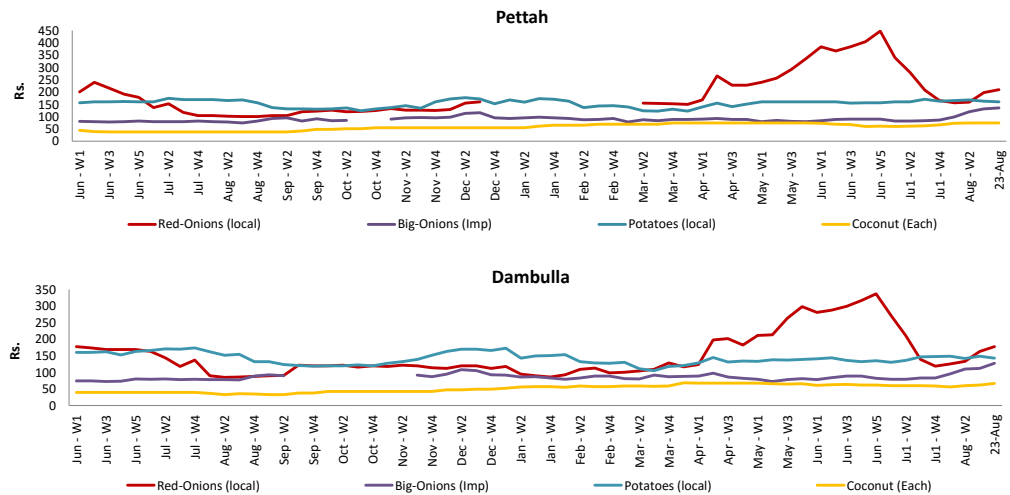
Price increased by more than 5% compared to previous week average price.

Price decreased by more than 5% compared to previous week average price.

Wholesale Prices



Retail Prices



* Prices of food commodities may vary due to quality and markets among other factors.