

Weekly Summary of Price Developments (From 15 August 2017 to 22 August 2017)



Vegetables

- Prices of most varieties of vegetables demonstrated mixed movements in both Pettah and Dambulla markets.



Rice

- No significant movement in Rice (Local) prices observed during the week.



Fish

- Prices of most fish varieties have increased marginally in Peliyagoda market while prices in Negombo market demonstrated mixed movements.
-

Wholesale and Retail Prices of Selected Food Commodities - 2017/08/22

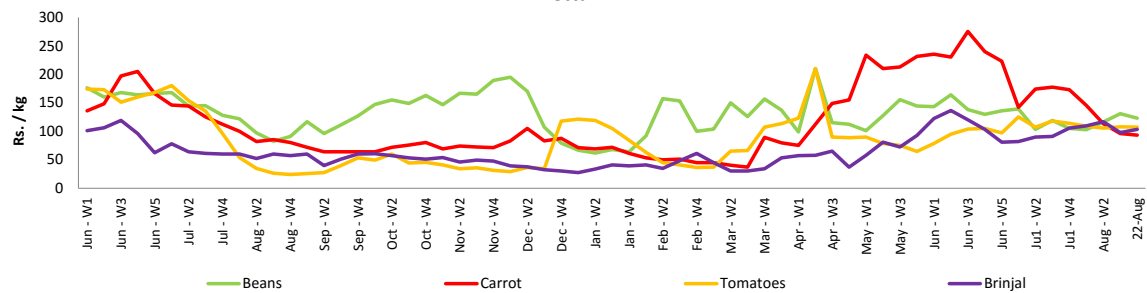
Vegetables

Item	Unit	Wholesale				Retail			
		Pettah		Dambulla		Pettah		Dambulla	
		Previous 5 Days Average	Today	Previous 5 Days Average	Today	Previous 5 Days Average	Today	Previous 5 Days Average	Today
Beans	Rs./Kg	121.00	123.00	139.00	115.00	159.00	147.00	159.00	135.00
Carrot	Rs./Kg	95.00	93.00	115.00	58.00	135.00	127.00	135.00	78.00
Cabbage	Rs./Kg	44.00	43.00	43.00	43.00	79.00	75.00	64.00	63.00
Tomatoes	Rs./Kg	106.00	107.00	99.00	95.00	146.00	147.00	120.00	115.00
Brinjal	Rs./Kg	99.00	103.00	67.00	78.00	138.00	140.00	87.00	98.00
Pumpkin	Rs./Kg	48.00	42.00	35.00	31.00	76.00	70.00	55.00	53.00
Snake gourd	Rs./Kg	102.00	100.00	65.00	73.00	136.00	128.00	85.00	93.00

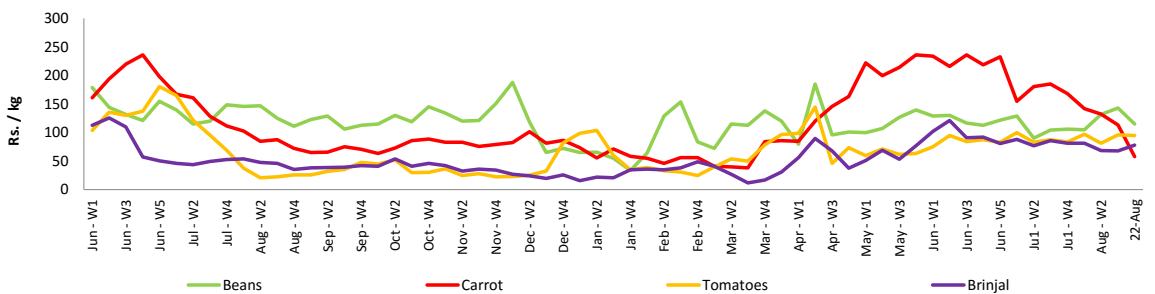
- Price increased by more than 5% compared to previous week average price.
- Price decreased by more than 5% compared to previous week average price.

Wholesale Prices

Pettah

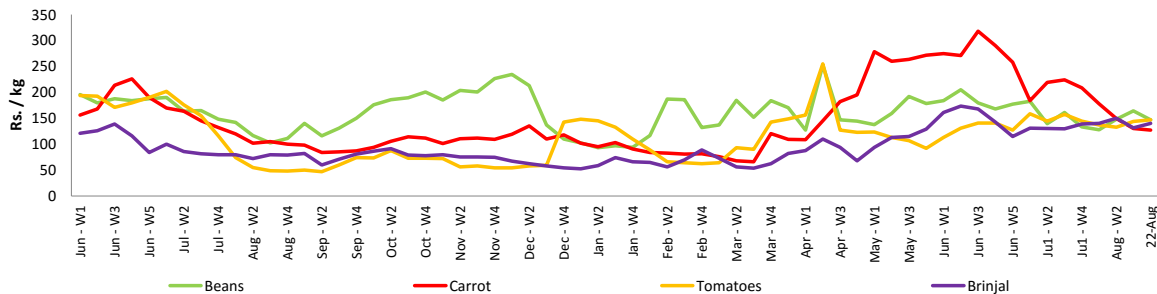


Dambulla

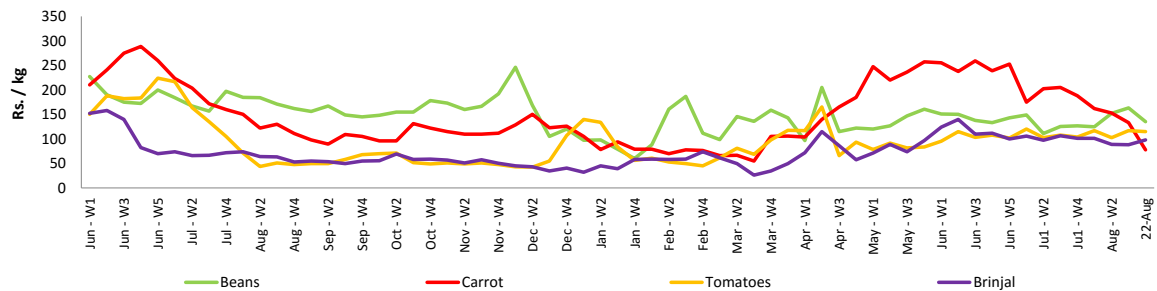


Retail Prices

Pettah



Dambulla



Wholesale and Retail Prices of Selected Food Commodities - 2017/08/22

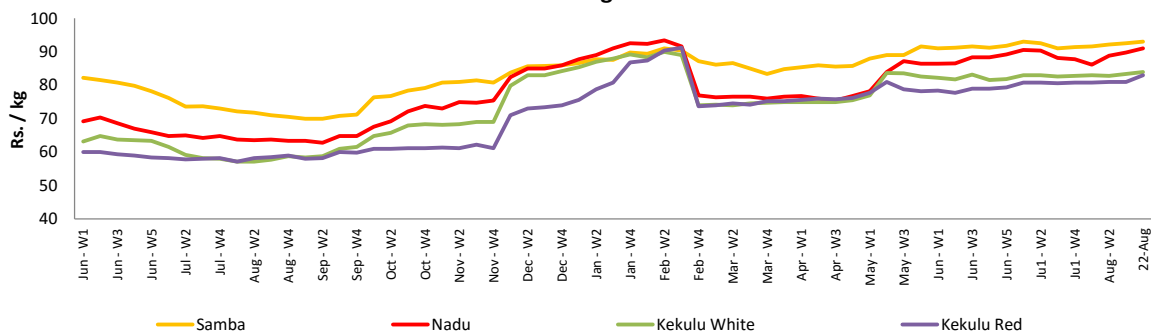
Rice

Item	Unit	Wholesale				Retail	
		Maradagahamula		Pettah		Pettah	
		Previous 5 Days Average		Previous 5 Days Average		Previous 5 Days Average	
		Average	Today	Average	Today	Average	Today
Samba	Rs./Kg	93.00	93.00	92.00	93.00	98.00	98.00
Nadu	Rs./Kg	90.00	91.00	87.00	87.00	93.00	93.00
Kekulu White	Rs./Kg	84.00	84.00	84.00	84.00	90.00	90.00
Kekulu Red	Rs./Kg	81.00	83.00	78.40	78.00	87.00	85.00

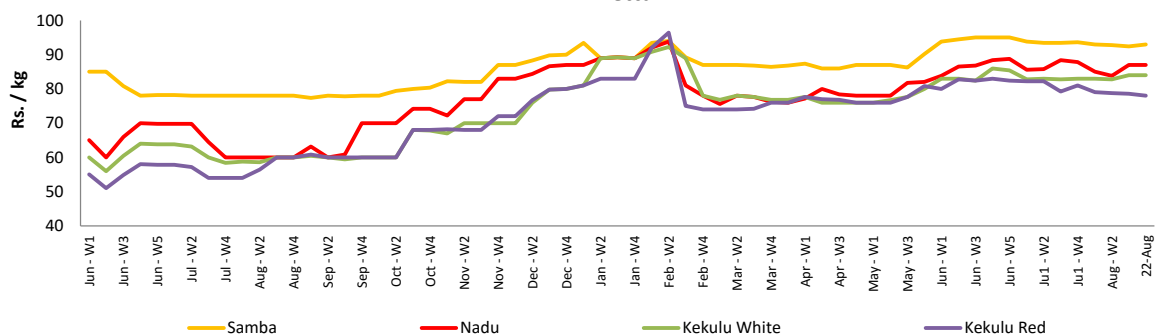
- Price increased by more than 5% compared to previous week average price.
- Price decreased by more than 5% compared to previous week average price.

Wholesale Prices

Marandagahamula

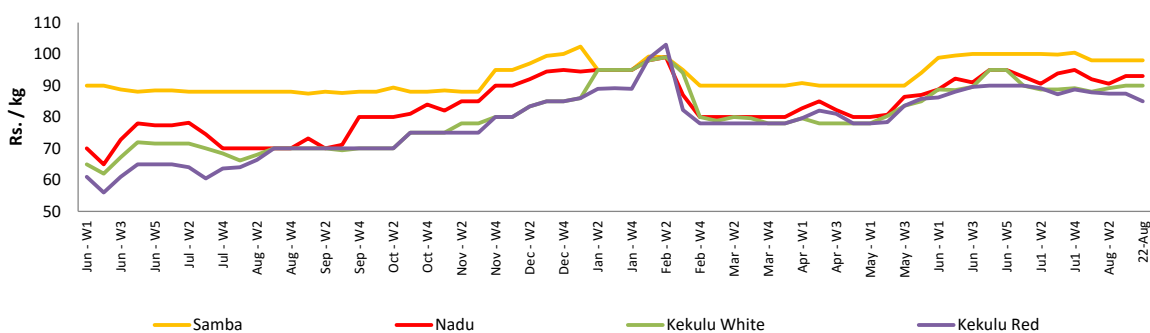


Pettah



Retail Prices

Pettah



Wholesale and Retail Prices of Selected Food Commodities - 2017/08/22

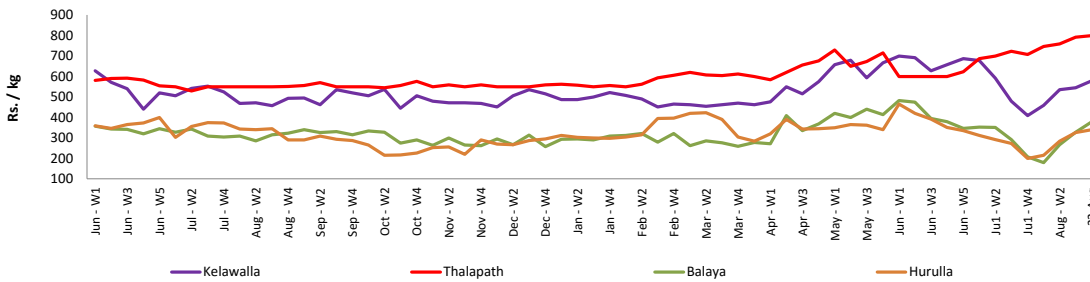
Fish

Item	Unit	Wholesale				Retail			
		Peliyagoda		Negombo		Peliyagoda		Negombo	
		Previous 5 Days Average	Today	Previous 5 Days Average	Today	Previous 5 Days Average	Today	Previous 5 Days Average	Today
Kelawalla	Rs./Kg	550.00	580.00	526.00	500.00	840.00	880.00	766.00	750.00
Thalapath	Rs./Kg	800.00	800.00	700.00	700.00	950.00	950.00	900.00	900.00
Balaya	Rs./Kg	332.00	380.00	298.00	270.00	432.00	480.00	422.00	400.00
Paraw	Rs./Kg	622.00	650.00	520.00	520.00	960.00	980.00	780.00	780.00
Salaya	Rs./Kg	120.00	120.00	114.00	120.00	200.00	200.00	168.00	180.00
Hurulla	Rs./Kg	320.00	340.00	264.00	230.00	420.00	440.00	354.00	320.00

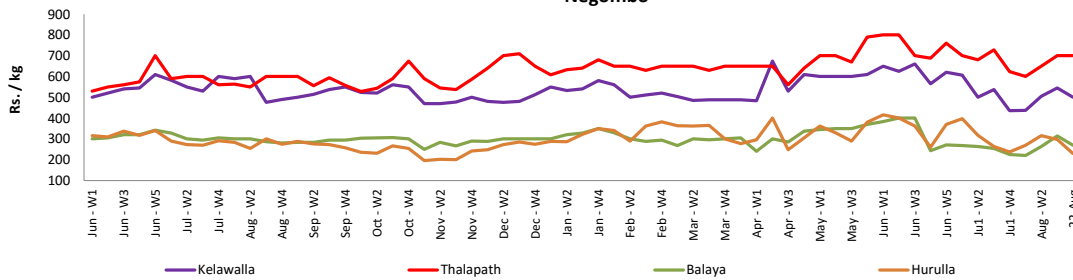
- Price increased by more than 5% compared to previous week average price.
- Price decreased by more than 5% compared to previous week average price.

Wholesale Prices

Peliyagoda

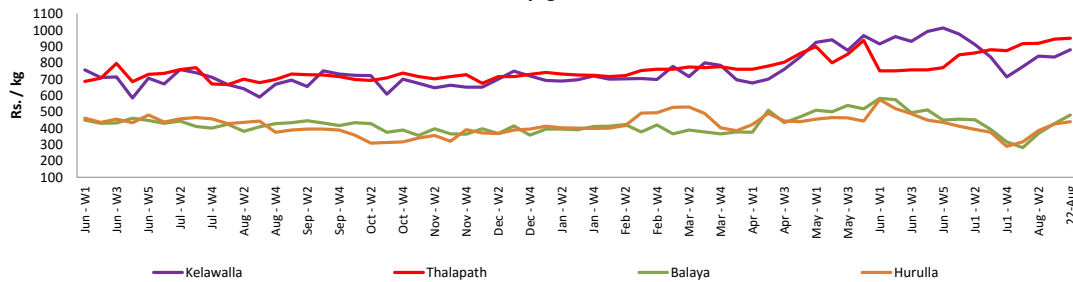


Negombo

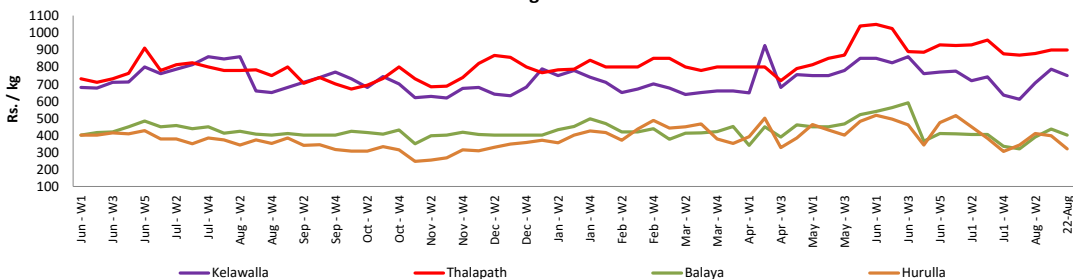


Retail Prices

Peliyagoda



Negombo



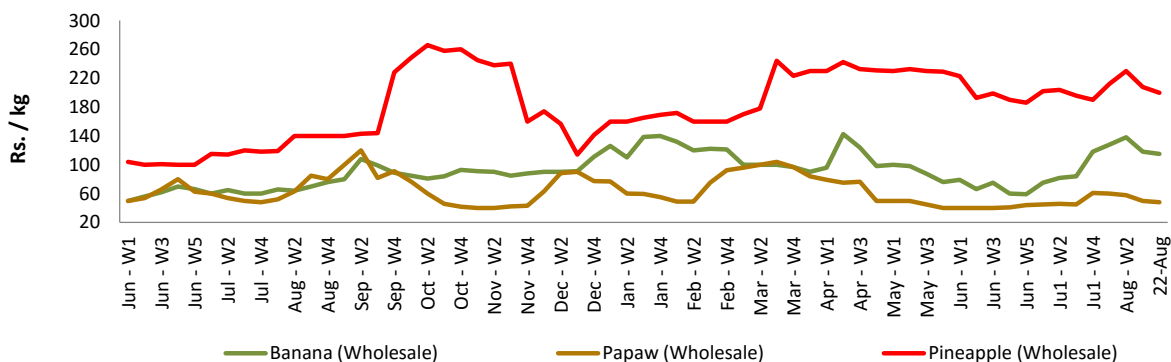
Wholesale and Retail Prices of Selected Food Commodities - 2017/08/22

Fruits

Item	Unit	Wholesale		Retail	
		Pettah			
		Previous 5 Days Average	Today	Previous 5 Days Average	Today
Banana (Sour)	Rs./Kg	112.00	115.00	162.00	160.00
Papaw	Rs./Kg	50.00	48.00	80.00	78.00
Pineapple	Rs./Kg	204.00	200.00	288.00	280.00

- Price increased by more than 5% compared to previous week average price.
- Price decreased by more than 5% compared to previous week average price.

Wholesale - Pettah



Wholesale and Retail Prices of Selected Food Commodities - 2017/08/22

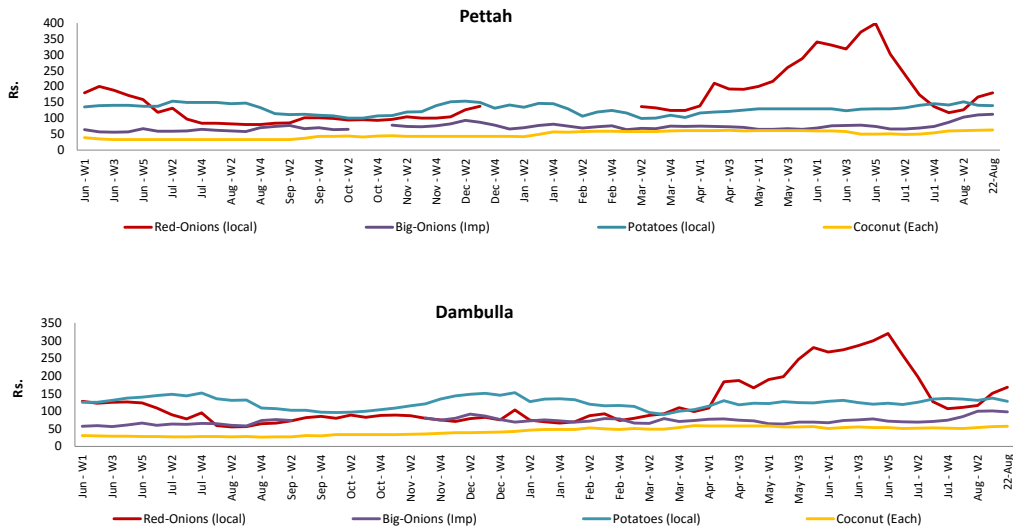
Other

Item	Unit	Wholesale				Retail			
		Pettah		Dambulla		Pettah		Dambulla	
		Previous 5 Days Average	Today	Previous 5 Days Average	Today	Previous 5 Days Average	Today	Previous 5 Days Average	Today
Red-Onions (local)	Rs./Kg	170.00	180.00	155.00	168.00	203.00	210.00	168.00	178.00
Red-Onions (Imp)	Rs./Kg	n.a.	n.a.	n.a.	n.a.	n.a.	n.a.	n.a.	n.a.
Big-Onions (local)	Rs./Kg	n.a.	n.a.	106.00	113.00	n.a.	n.a.	116.00	123.00
Big-Onions (Imp)	Rs./Kg	111.00	113.00	96.00	98.00	132.00	135.00	107.00	108.00
Potatoes (local)	Rs./Kg	139.00	140.00	133.00	128.00	161.00	160.00	145.00	138.00
Potatoes (Imp)	Rs./Kg	80.00	80.00			100.00	100.00		
Dried Chillies (Imp)	Rs./Kg	189.00	190.00	169.00	173.00	220.00	220.00	180.00	188.00
Coconut	Rs./Nut	62.00	63.00	57.00	57.00	75.00	78.00	63.00	63.00
Coconut oil	Rs./Ltr	360.00	360.00			380.00	380.00		
Dhal	Rs./Kg	132.00	133.00			150.00	150.00		
Sugar	Rs./Kg	102.00	105.00			109.00	113.00		
Eggs	Rs./Each	10.80	10.00			11.80	11.00		
Katta	Rs./Kg	850.00	850.00			900.00	900.00		
Sprats	Rs./Kg	500.00	500.00			550.00	550.00		

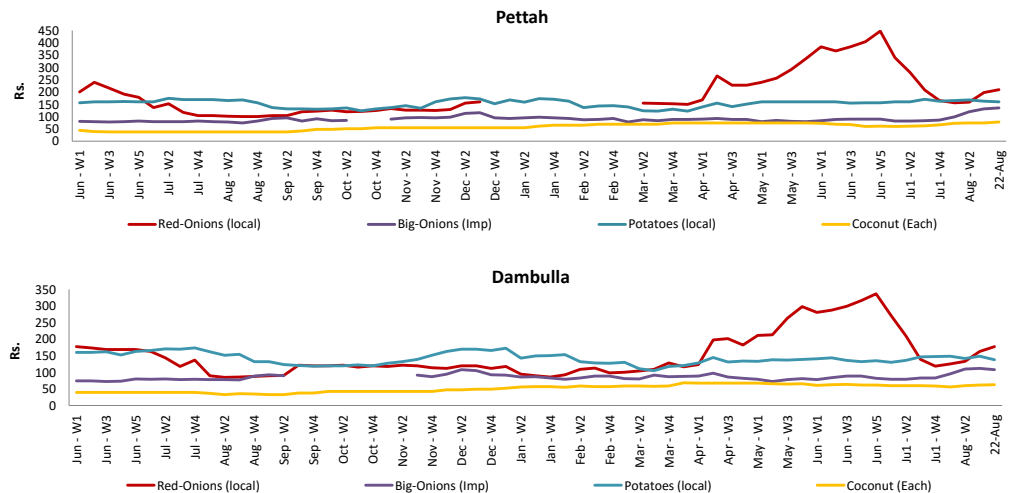
Price increased by more than 5% compared to previous week average price.

Price decreased by more than 5% compared to previous week average price.

Wholesale Prices



Retail Prices



* Prices of food commodities may vary due to quality and markets among other factors.