

Weekly Summary of Price Developments (From 14 August 2017 to 21 August 2017)



Vegetables

- Prices of most varieties of vegetables demonstrated mixed movements in both Pettah and Dambulla markets.



Rice

- No significant movement in Rice (Local) prices observed during the week.



Fish

- Prices of most fish varieties have decreased in Negombo market while prices in Peilyagoda settled around current prices after continuous increase reported during last week.



Other

- Prices Big Onion (Imported) decreased in Dambulla market following the commencement of supply of the local variety.
-

Wholesale and Retail Prices of Selected Food Commodities - 2017/08/21

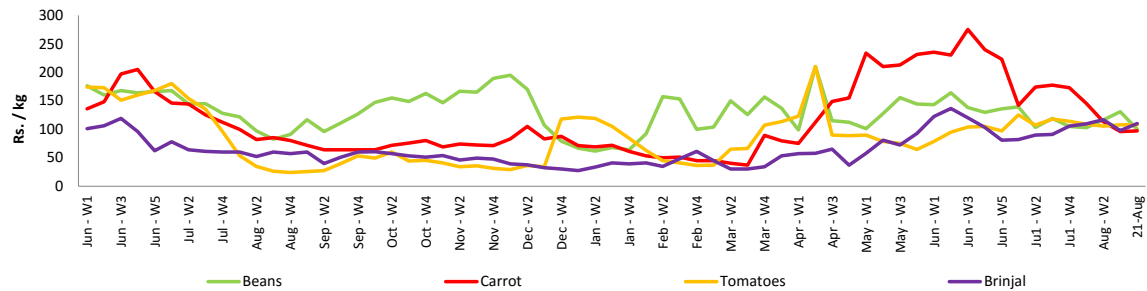
Vegetables

Item	Unit	Wholesale				Retail			
		Pettah		Dambulla		Pettah		Dambulla	
		Previous 5 Days Average	Today	Previous 5 Days Average	Today	Previous 5 Days Average	Today	Previous 5 Days Average	Today
Beans	Rs./Kg	131.00	100.00	143.00	135.00	165.00	140.00	163.00	155.00
Carrot	Rs./Kg	96.00	97.00	113.00	125.00	131.00	140.00	133.00	145.00
Cabbage	Rs./Kg	45.00	46.00	44.00	53.00	78.00	77.00	65.00	73.00
Tomatoes	Rs./Kg	108.00	108.00	96.00	105.00	144.00	147.00	117.00	125.00
Brinjal	Rs./Kg	97.00	110.00	68.00	68.00	132.00	153.00	88.00	88.00
Pumpkin	Rs./Kg	48.00	47.00	35.00	33.00	75.00	73.00	55.00	53.00
Snake gourd	Rs./Kg	105.00	107.00	65.00	73.00	136.00	138.00	85.00	93.00

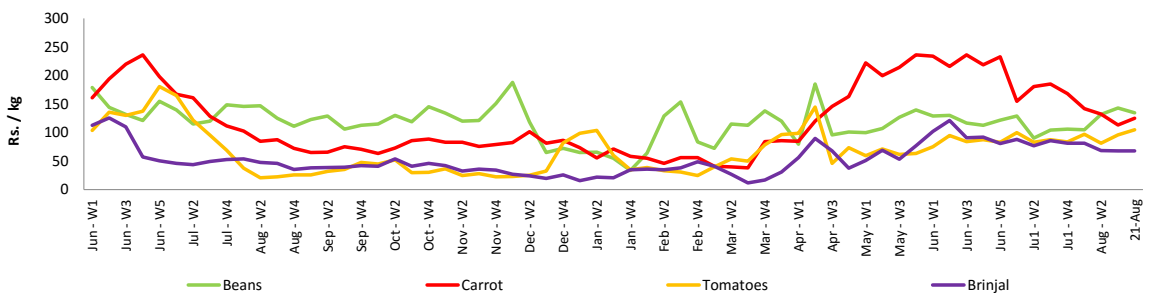
- Price increased by more than 5% compared to previous week average price.
- Price decreased by more than 5% compared to previous week average price.

Wholesale Prices

Pettah

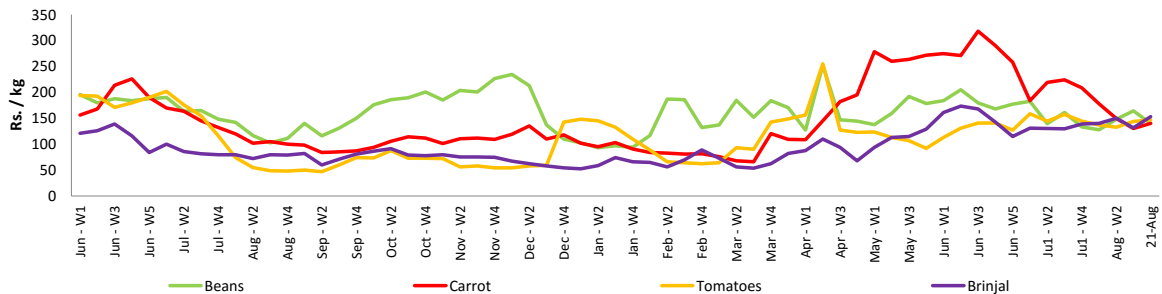


Dambulla

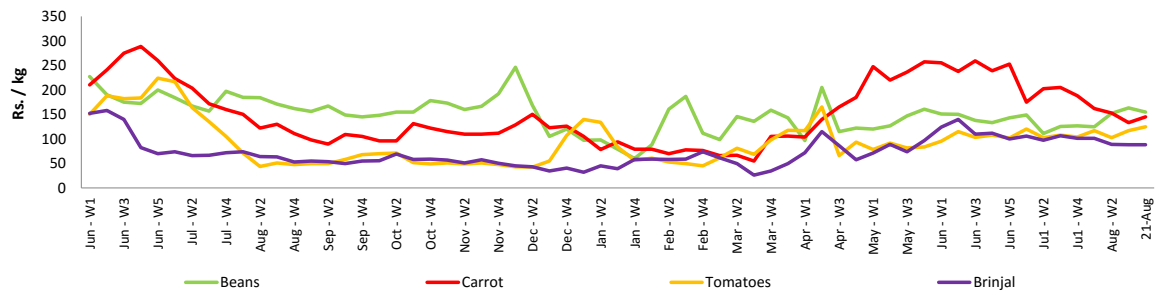


Retail Prices

Pettah



Dambulla



Wholesale and Retail Prices of Selected Food Commodities - 2017/08/21

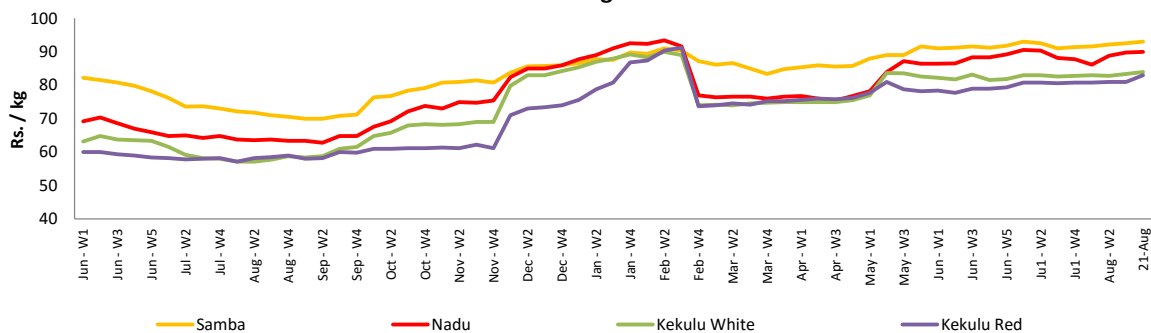
Rice

Item	Unit	Wholesale				Retail	
		Maradagahamula		Pettah		Pettah	
		Previous 5 Days Average	Today	Previous 5 Days Average	Today	Previous 5 Days Average	Today
Samba	Rs./Kg	93.00	93.00	92.00	93.00	98.00	98.00
Nadu	Rs./Kg	90.00	90.00	87.00	87.00	93.00	93.00
Kekulu White	Rs./Kg	83.00	84.00	84.00	84.00	90.00	90.00
Kekulu Red	Rs./Kg	81.00	83.00	79.00	78.00	87.00	85.00

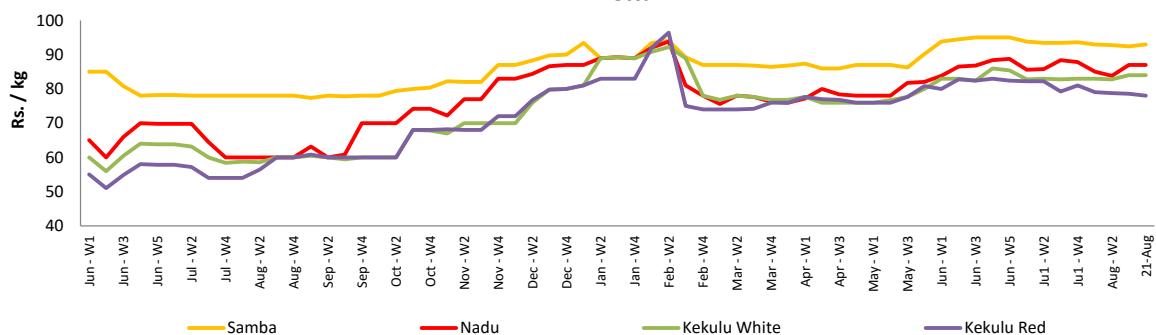
- Price increased by more than 5% compared to previous week average price.
- Price decreased by more than 5% compared to previous week average price.

Wholesale Prices

Maradagahamula

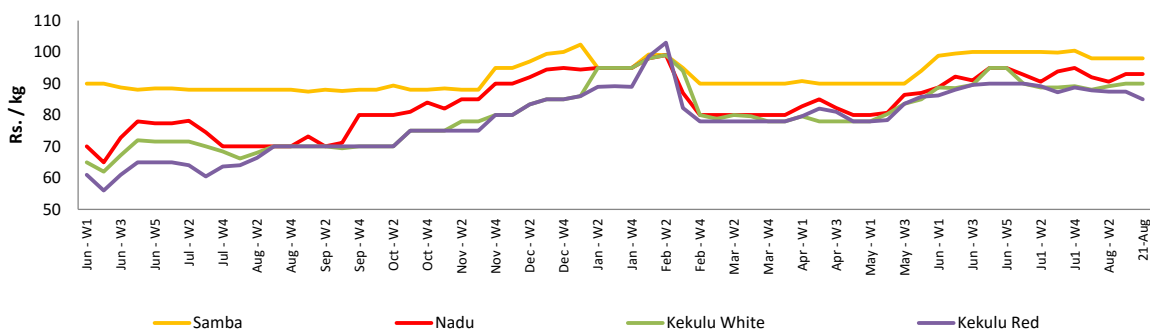


Pettah



Retail Prices

Pettah



Wholesale and Retail Prices of Selected Food Commodities - 2017/08/21

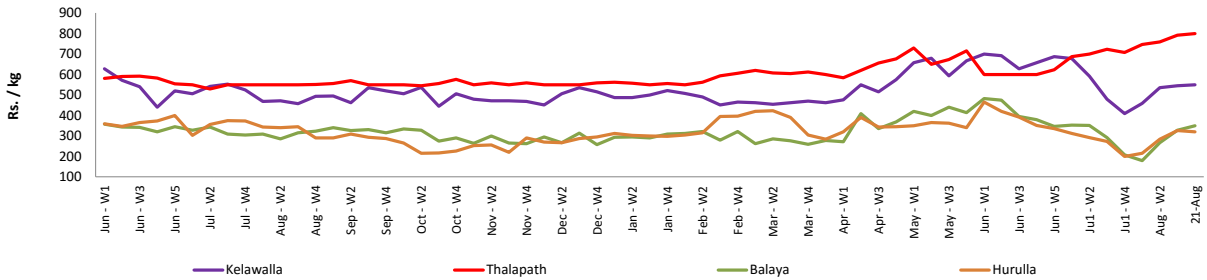
Fish

Item	Unit	Wholesale				Retail				
		Peliyagoda		Negombo		Peliyagoda		Negombo		
		Previous 5 Days Average	Today	Previous 5 Days Average	Today	Previous 5 Days Average	Today	Previous 5 Days Average	Today	
Kelawalla	Rs./Kg	546.00	550.00	546.00	500.00	836.00	840.00	0.48	786.00	750.00
Thalapath	Rs./Kg	792.00	800.00	700.00	700.00	944.00	950.00	0.64	900.00	900.00
Balaya	Rs./Kg	328.00	350.00	314.00	250.00	428.00	450.00	5.14	436.00	380.00
Paraw	Rs./Kg	608.00	630.00	536.00	520.00	952.00	940.00	-1.26	794.00	780.00
Salaya	Rs./Kg	116.00	120.00	124.00	90.00	196.00	200.00	2.04	184.00	140.00
Hurulla	Rs./Kg	326.00	320.00	298.00	180.00	426.00	420.00	-1.41	398.00	260.00

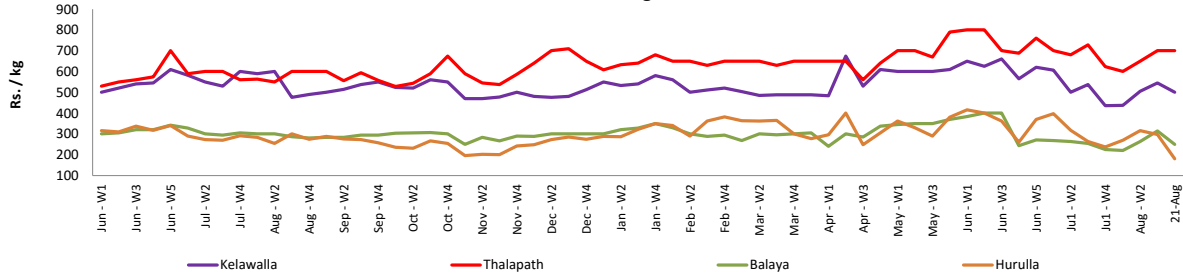
- Price increased by more than 5% compared to previous week average price.
- Price decreased by more than 5% compared to previous week average price.

Wholesale Prices

Peliyagoda

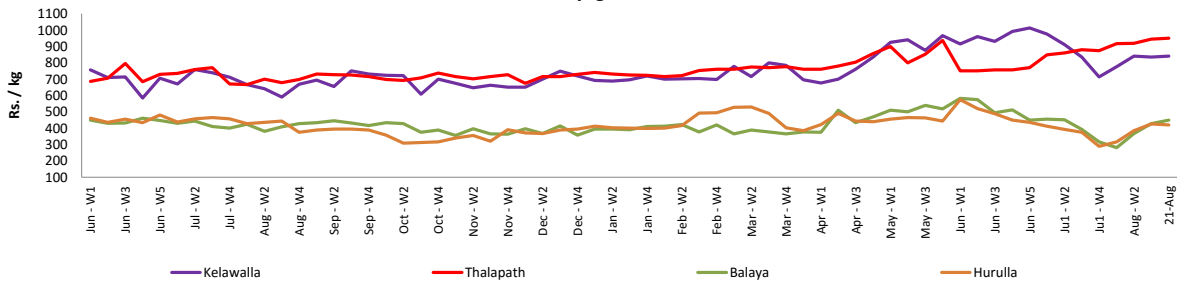


Negombo

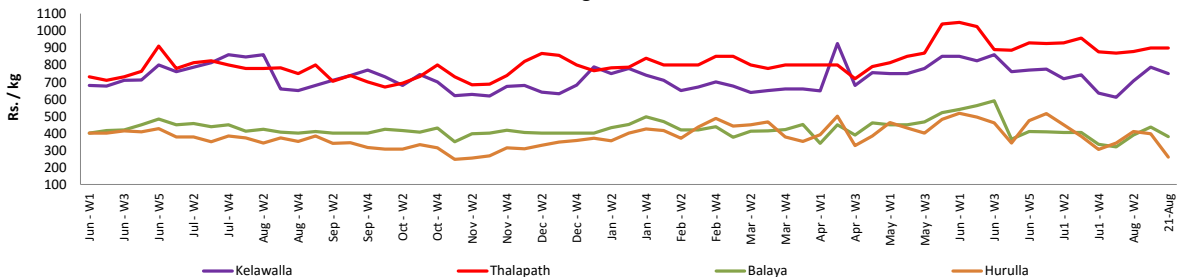


Retail Prices

Peliyagoda



Negombo



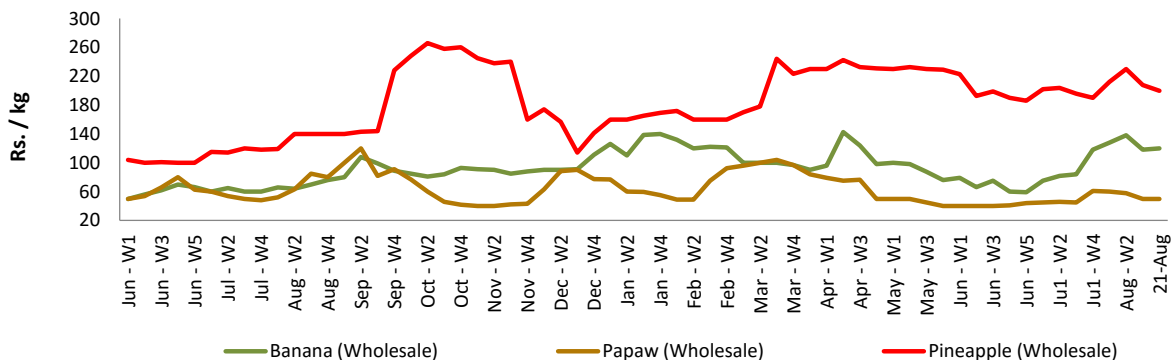
Wholesale and Retail Prices of Selected Food Commodities - 2017/08/21

Fruits

Item	Unit	Wholesale		Retail	
		Pettah			
		Previous 5 Days Average	Today	Previous 5 Days Average	Today
Banana (Sour)	Rs./Kg	118.00	120.00	162.00	170.00
Papaw	Rs./Kg	50.00	50.00	78.00	80.00
Pineapple	Rs./Kg	208.00	200.00	288.00	280.00

- Price increased by more than 5% compared to previous week average price.
- Price decreased by more than 5% compared to previous week average price.

Wholesale - Pettah



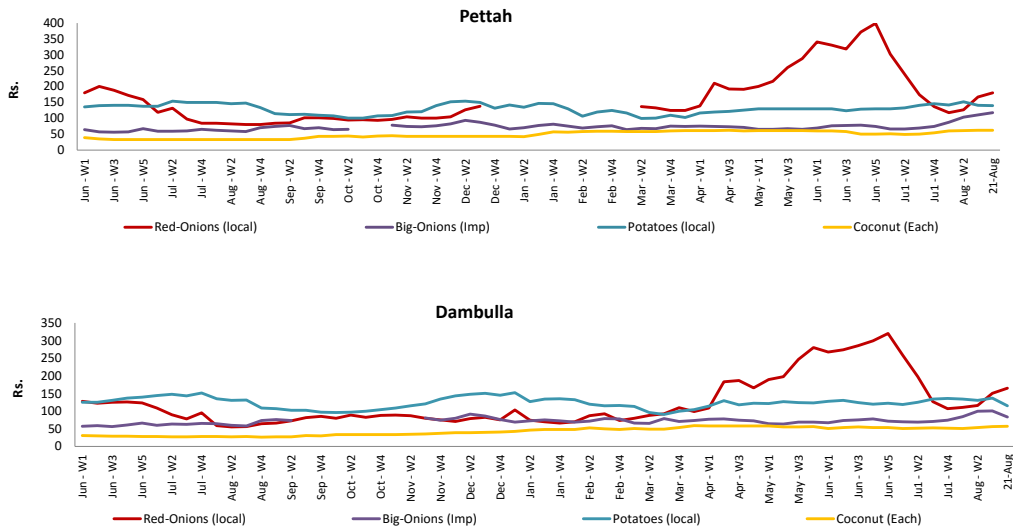
Wholesale and Retail Prices of Selected Food Commodities - 2017/08/21

Other

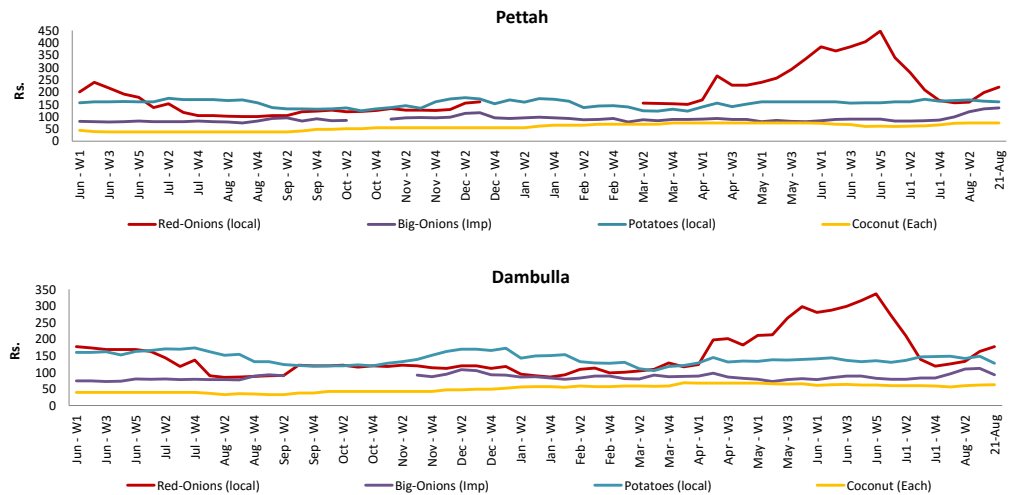
Item	Unit	Wholesale				Retail			
		Pettah		Dambulla		Pettah		Dambulla	
		Previous 5 Days Average	Today	Previous 5 Days Average	Today	Previous 5 Days Average	Today	Previous 5 Days Average	Today
Red-Onions (local)	Rs./Kg	167.00	180.00	151.00	165.00	199.00	220.00	163.00	178.00
Red-Onions (Imp)	Rs./Kg	n.a.	n.a.	n.a.	n.a.	n.a.	n.a.	n.a.	n.a.
Big-Onions (local)	Rs./Kg	n.a.	n.a.	107.00	103.00	n.a.	n.a.	118.00	113.00
Big-Onions (Imp)	Rs./Kg	111.00	118.00	100.00	83.00	132.00	135.00	112.00	93.00
Potatoes (local)	Rs./Kg	141.00	140.00	137.00	115.00	163.00	160.00	149.00	128.00
Potatoes (Imp)	Rs./Kg	81.40	80.00			100.00	100.00		
Dried Chillies (Imp)	Rs./Kg	189.00	190.00	167.00	163.00	220.00	220.00	179.00	173.00
Coconut	Rs./Nut	62.00	62.00	56.00	57.00	75.00	75.00	62.00	63.00
Coconut oil	Rs./Ltr	360.00	360.00			380.00	380.00		
Dhal	Rs./Kg	132.00	133.00			150.00	150.00		
Sugar	Rs./Kg	101.00	103.00			108.00	110.00		
Eggs	Rs./Each	11.00	10.00			12.00	11.00		
Katta	Rs./Kg	850.00	850.00			900.00	900.00		
Sprats	Rs./Kg	500.00	500.00			550.00	550.00		

- Price increased by more than 5% compared to previous week average price.
- Price decreased by more than 5% compared to previous week average price.

Wholesale Prices



Retail Prices



* Prices of food commodities may vary due to quality and markets among other factors.