

Weekly Summary of Price Developments (From 11 August 2017 to 18 August 2017)



Vegetables

- Prices of most varieties of vegetables demonstrated mixed movements in both Pettah and Dambulla markets.



Rice

- No significant movement in rice prices observed during the week.



Fish

- Prices of most fish varieties have decreased in Negombo market while prices in Peilyagoda settled around current prices after continuous increase reported during last week.



Other

- Prices Red Onion (Local) increased in both Pettah and Dambulla markets.
-

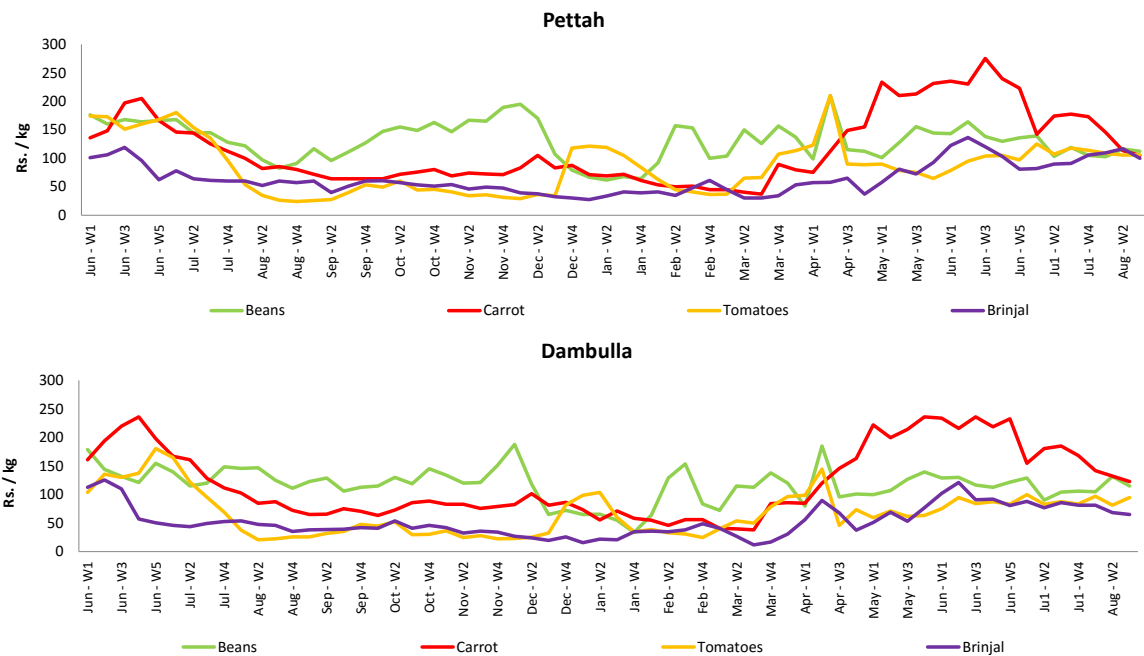
Wholesale and Retail Prices of Selected Food Commodities - 2017/08/18

Vegetables

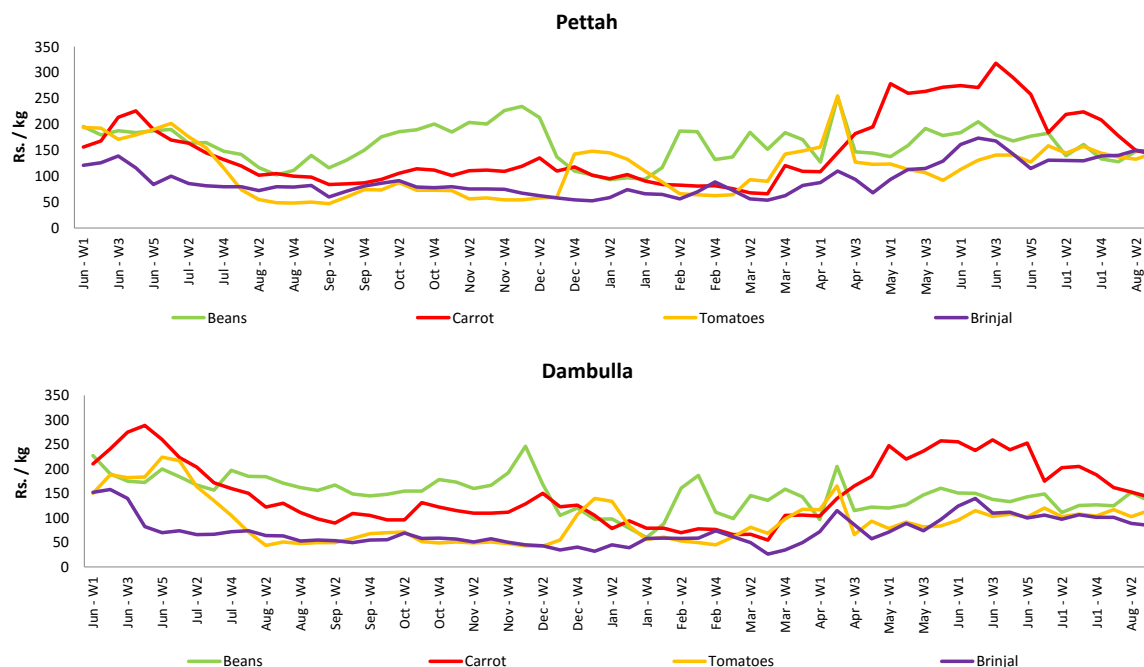
Item	Unit	Wholesale				Retail			
		Pettah		Dambulla		Pettah		Dambulla	
		Previous 5 Days Average	Today	Previous 5 Days Average	Today	Previous 5 Days Average	Today	Previous 5 Days Average	Today
Beans	Rs./Kg	138.00	112.00	148.00	115.00	173.00	150.00	168.00	135.00
Carrot	Rs./Kg	94.00	105.00	108.00	123.00	132.00	142.00	128.00	143.00
Cabbage	Rs./Kg	48.00	47.00	43.00	50.00	80.00	88.00	63.00	73.00
Tomatoes	Rs./Kg	107.00	106.00	93.00	95.00	143.00	145.00	114.00	115.00
Brinjal	Rs./Kg	98.00	100.00	69.00	65.00	134.00	145.00	89.00	85.00
Pumpkin	Rs./Kg	50.00	42.00	38.00	33.00	79.00	73.00	58.00	53.00
Snake gourd	Rs./Kg	106.00	98.00	64.00	65.00	136.00	140.00	84.00	85.00

- Price increased by more than 5% compared to previous week average price.
- Price decreased by more than 5% compared to previous week average price.

Wholesale Prices



Retail Prices



Wholesale and Retail Prices of Selected Food Commodities - 2017/08/18

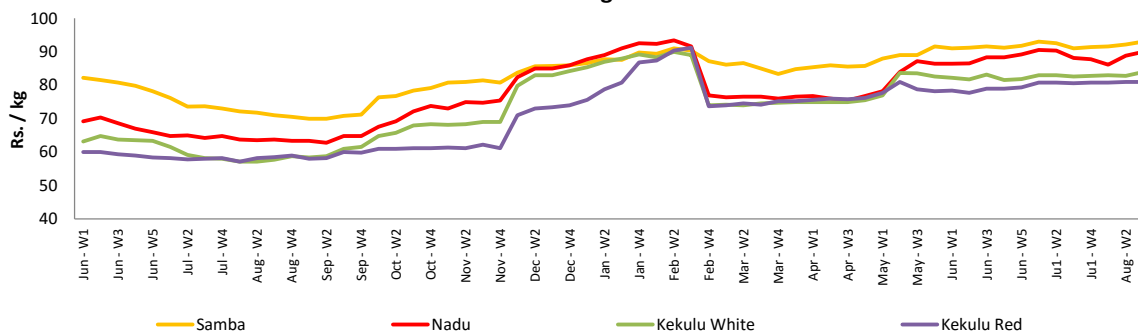
Rice

Item	Unit	Wholesale				Retail	
		Maradagahamula		Pettah		Pettah	
		Previous 5 Days		Previous 5 Days		Previous 5 Days	
		Average	Today	Average	Today	Average	Today
Samba	Rs./Kg	92.00	93.00	93.00	90.00	98.00	98.00
Nadu	Rs./Kg	90.00	90.00	87.00	87.00	93.00	93.00
Kekulu White	Rs./Kg	83.00	84.00	84.00	84.00	90.00	90.00
Kekulu Red	Rs./Kg	81.00	81.00	79.00	77.00	88.00	85.00

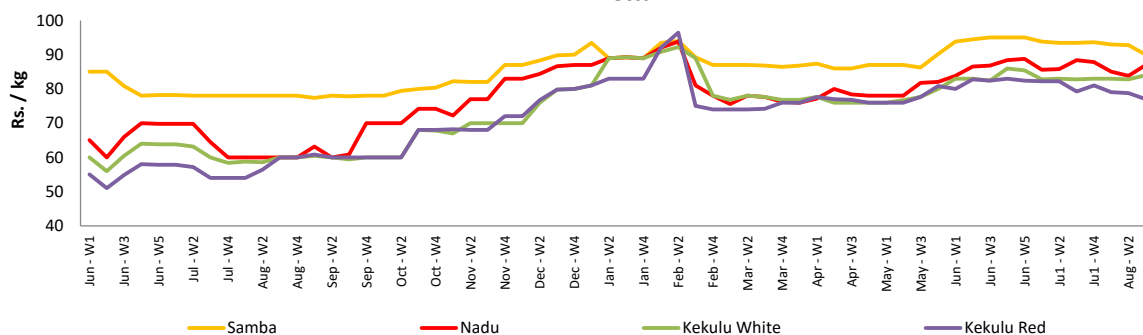
- Price increased by more than 5% compared to previous week average price.
- Price decreased by more than 5% compared to previous week average price.

Wholesale Prices

Marandagahamula

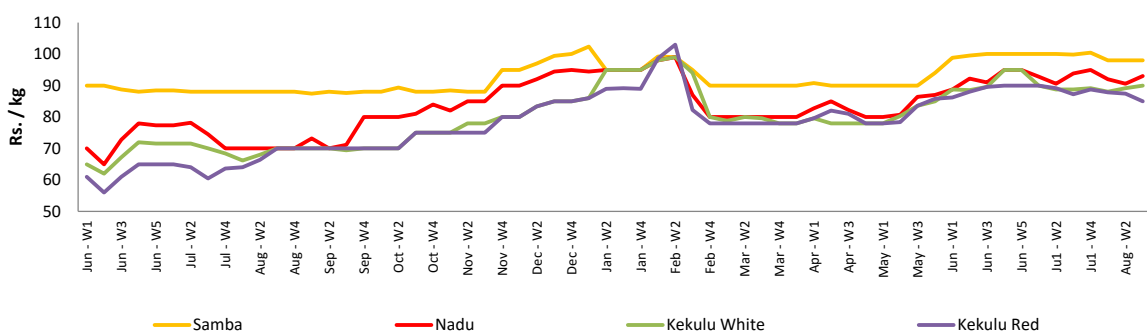


Pettah



Retail Prices

Pettah



Wholesale and Retail Prices of Selected Food Commodities - 2017/08/18

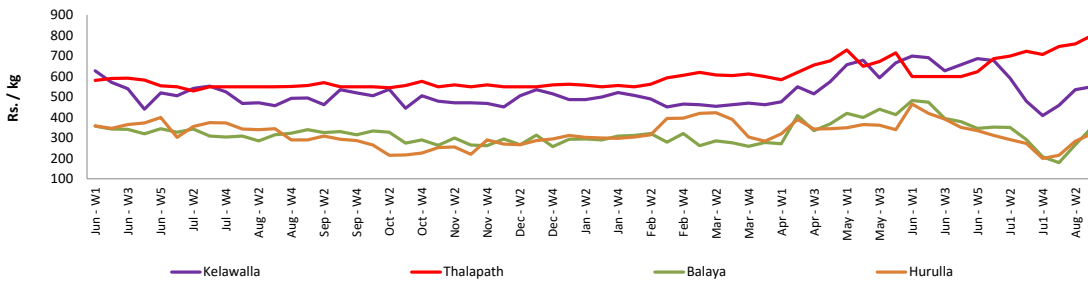
Fish

Item	Unit	Wholesale				Retail			
		Peliyagoda		Negombo		Peliyagoda		Negombo	
		Previous 5 Days Average	Today	Previous 5 Days Average	Today	Previous 5 Days Average	Today	Previous 5 Days Average	Today
Kelawalla	Rs./Kg	542.00	550.00	566.00	500.00	832.00	840.00	806.00	750.00
Thalpath	Rs./Kg	784.00	800.00	700.00	700.00	938.00	950.00	900.00	900.00
Balaya	Rs./Kg	315.00	350.00	324.00	250.00	415.00	450.00	450.00	380.00
Paraw	Rs./Kg	594.00	630.00	536.00	520.00	944.00	940.00	788.00	780.00
Salaya	Rs./Kg	116.00	120.00	136.00	100.00	196.00	200.00	198.00	150.00
Hurulla	Rs./Kg	326.00	320.00	328.00	200.00	426.00	420.00	440.00	270.00

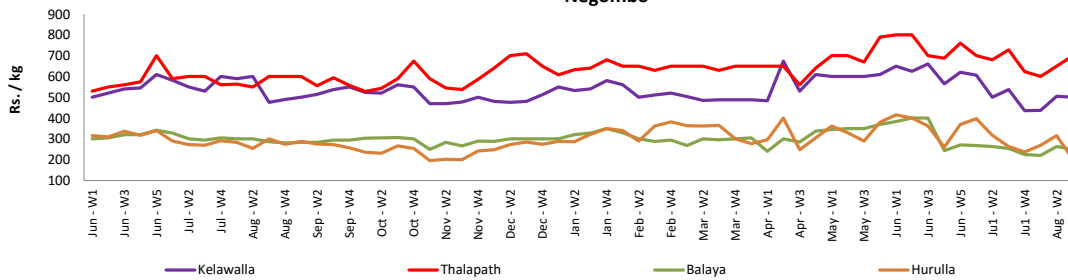
- Price increased by more than 5% compared to previous week average price.
- Price decreased by more than 5% compared to previous week average price.

Wholesale Prices

Peliyagoda

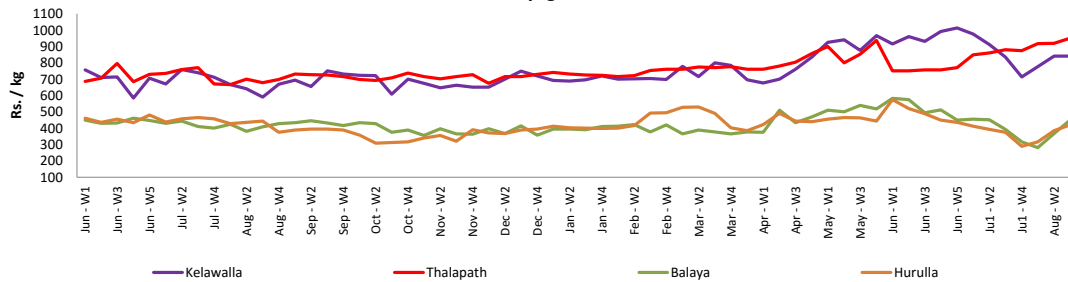


Negombo

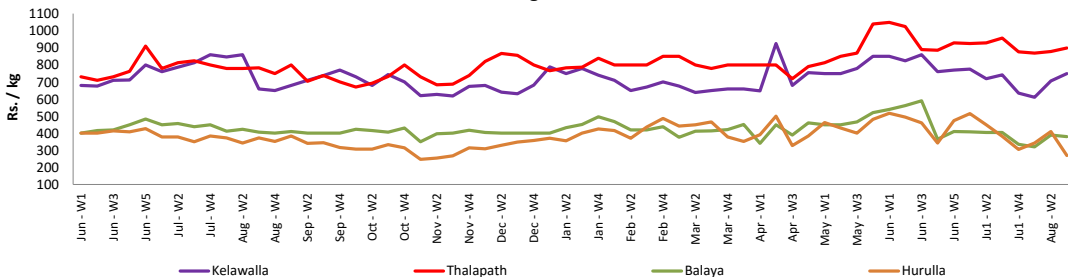


Retail Prices

Peliyagoda



Negombo



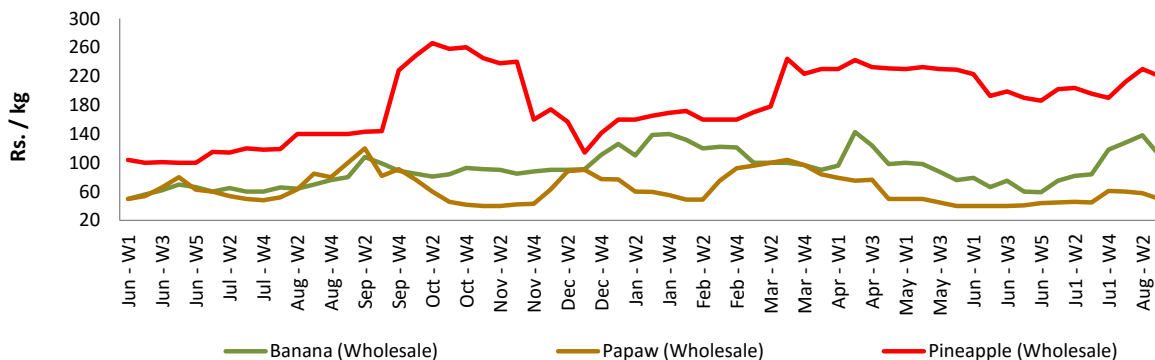
Wholesale and Retail Prices of Selected Food Commodities - 2017/08/18

Fruits

Item	Unit	Wholesale		Retail	
		Pettah			
		Previous 5 Days Average	Today	Previous 5 Days Average	Today
Banana (Sour)	Rs./Kg	118.00	110.00	162.00	160.00
Papaw	Rs./Kg	50.00	50.00	78.00	80.00
Pineapple	Rs./Kg	204.00	220.00	286.00	290.00

- Price increased by more than 5% compared to previous week average price.
- Price decreased by more than 5% compared to previous week average price.

Wholesale - Pettah



Wholesale and Retail Prices of Selected Food Commodities - 2017/08/18

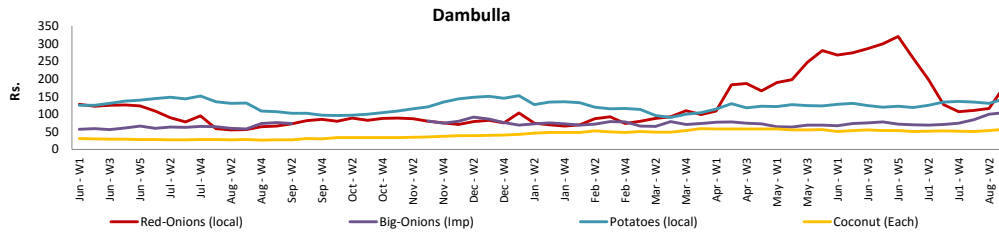
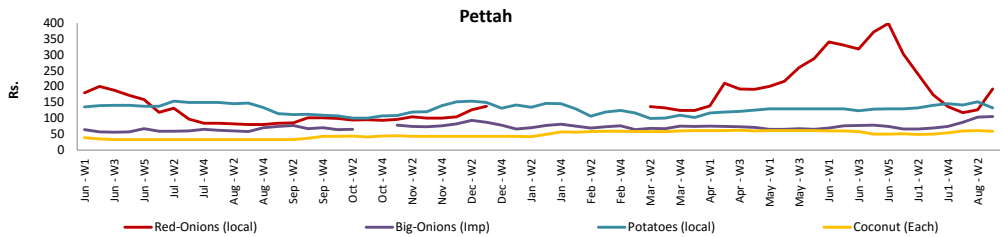
Other

Item	Unit	Wholesale				Retail			
		Pettah		Dambulla		Pettah		Dambulla	
		Previous 5 Days Average	Today	Previous 5 Days Average	Today	Previous 5 Days Average	Today	Previous 5 Days Average	Today
Red-Onions (local)	Rs./Kg	160.00	192.00	142.00	178.00	191.00	223.00	156.00	188.00
Red-Onions (Imp)	Rs./Kg	n.a.	n.a.	n.a.	n.a.	n.a.	n.a.	n.a.	n.a.
Big-Onions (local)	Rs./Kg	n.a.	n.a.	105.00	108.00	n.a.	n.a.	118.00	118.00
Big-Onions (Imp)	Rs./Kg	113.00	105.00	101.00	104.00	134.00	130.00	113.00	115.00
Potatoes (local)	Rs./Kg	143.00	133.00	134.00	143.00	163.00	165.00	146.00	153.00
Potatoes (Imp)	Rs./Kg	82.00	80.00			100.00	100.00		
Dried Chillies (Imp)	Rs./Kg	189.00	185.00	168.00	163.00	220.00	220.00	180.00	173.00
Coconut	Rs./Nut	63.00	59.00	55.00	57.00	75.00	74.00	61.00	63.00
Coconut oil	Rs./Ltr	360.00	360.00			376.00	380.00		
Dhal	Rs./Kg	133.00	129.00			150.00	150.00		
Sugar	Rs./Kg	100.00	103.00			106.00	110.00		
Eggs	Rs./Each	11.00	11.00			11.95	12.00		
Katta	Rs./Kg	850.00	850.00			900.00	900.00		
Sprats	Rs./Kg	500.00	500.00			550.00	550.00		

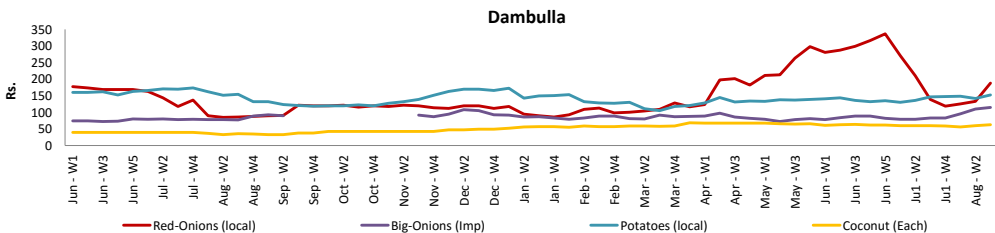
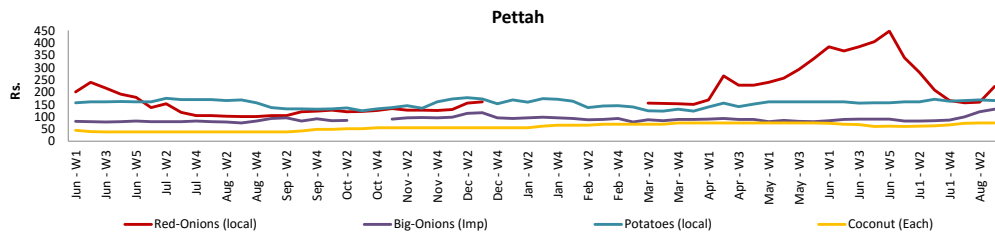
Price increased by more than 5% compared to previous week average price.

Price decreased by more than 5% compared to previous week average price.

Wholesale Prices



Retail Prices



* Prices of food commodities may vary due to quality and markets among other factors.