

Weekly Summary of Price Developments (From 10 August 2017 to 17 August 2017)



Vegetables

- Prices of most varieties of vegetables demonstrated mixed movements in both Pettah and Dambulla markets.



Rice

- No significant movement in rice prices observed during the week.



Fish

- Prices of most fish varieties have settled around current prices after continuous increase reported during last week due to low supply.



Other

- Prices of Sugar increased marginally in Pettah market following the increase of Special Commodity Levy imposed on Sugar by 8 rupees per kilogram with effect from 15th August 2017.
-

Wholesale and Retail Prices of Selected Food Commodities - 2017/08/17

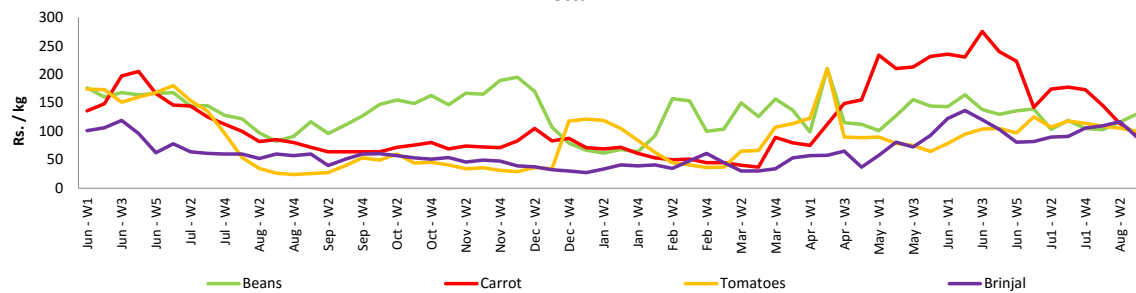
Vegetables

Item	Unit	Wholesale				Retail			
		Pettah		Dambulla		Pettah		Dambulla	
		Previous 5 Days Average	Today	Previous 5 Days Average	Today	Previous 5 Days Average	Today	Previous 5 Days Average	Today
Beans	Rs./Kg	138.00	130.00	146.00	155.00	171.00	160.00	166.00	175.00
Carrot	Rs./Kg	100.00	95.00	116.00	105.00	134.00	135.00	136.00	125.00
Cabbage	Rs./Kg	50.00	48.00	49.00	38.00	81.00	80.00	69.00	58.00
Tomatoes	Rs./Kg	105.00	100.00	86.00	105.00	137.00	140.00	107.00	125.00
Brinjal	Rs./Kg	102.00	90.00	70.00	73.00	136.00	120.00	90.00	93.00
Pumpkin	Rs./Kg	51.00	50.00	42.00	28.00	78.00	80.00	62.00	48.00
Snake gourd	Rs./Kg	108.00	100.00	65.00	68.00	136.00	130.00	85.00	88.00

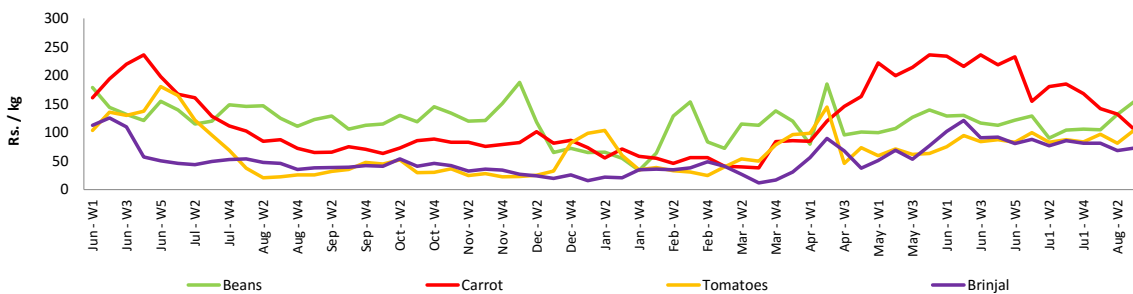
- Price increased by more than 5% compared to previous week average price.
- Price decreased by more than 5% compared to previous week average price.

Wholesale Prices

Pettah

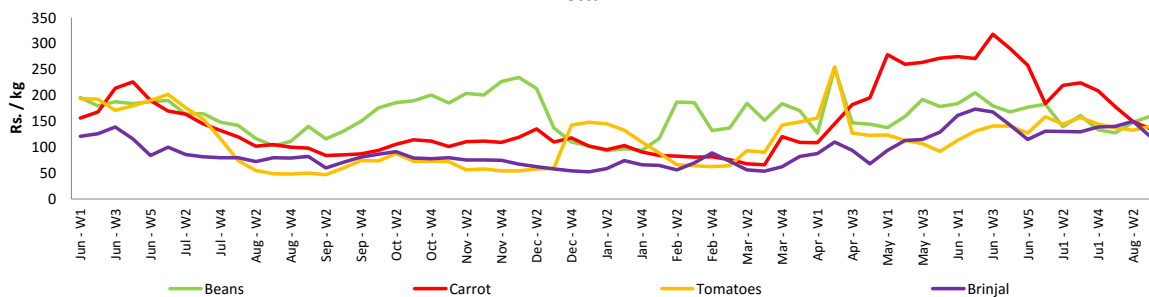


Dambulla

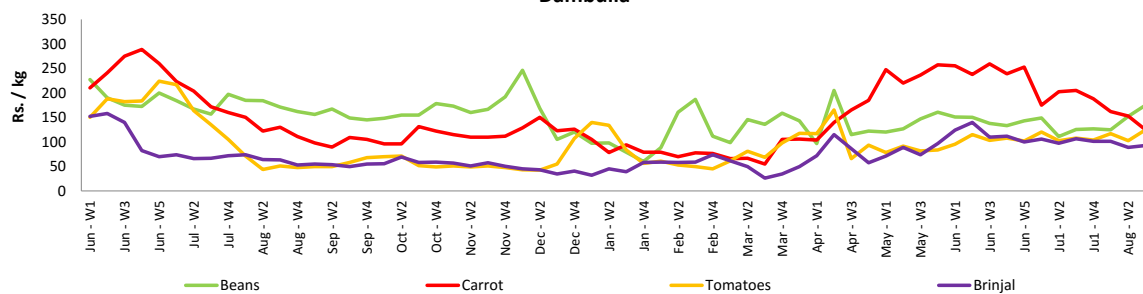


Retail Prices

Pettah



Dambulla



Wholesale and Retail Prices of Selected Food Commodities - 2017/08/17

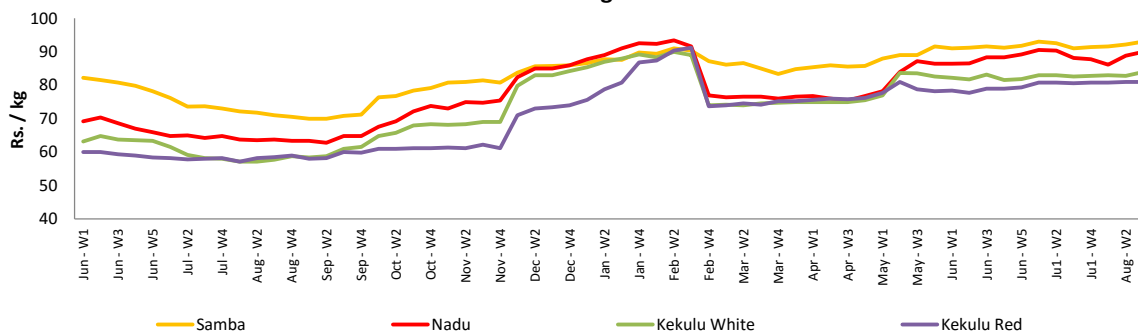
Rice

Item	Unit	Wholesale				Retail	
		Maradagahamula		Pettah		Pettah	
		Previous 5 Days		Previous 5 Days		Previous 5 Days	
		Average	Today	Average	Today	Average	Today
Samba	Rs./Kg	92.00	93.00	93.00	93.00	98.00	98.00
Nadu	Rs./Kg	90.00	90.00	86.00	87.00	92.00	93.00
Kekulu White	Rs./Kg	83.00	84.00	84.00	84.00	90.00	90.00
Kekulu Red	Rs./Kg	81.00	81.00	79.00	79.00	88.00	88.00

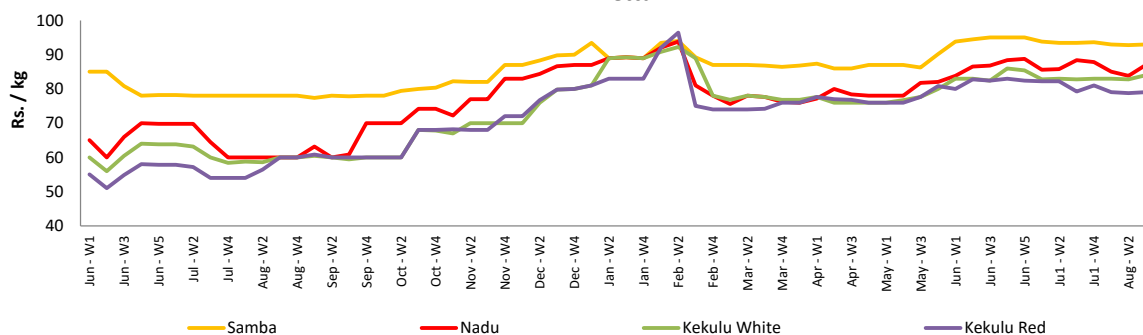
- Price increased by more than 5% compared to previous week average price.
- Price decreased by more than 5% compared to previous week average price.

Wholesale Prices

Marandagahamula

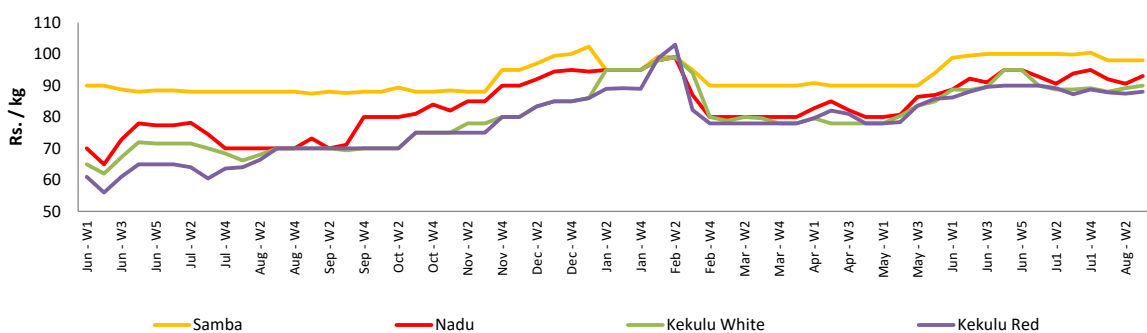


Pettah



Retail Prices

Pettah



Wholesale and Retail Prices of Selected Food Commodities - 2017/08/17

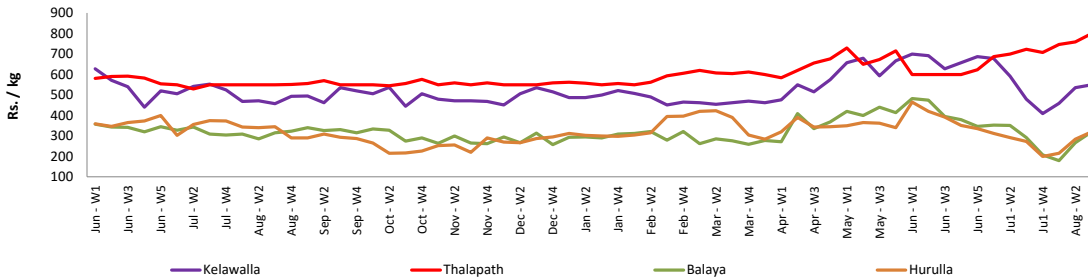
Fish

Item	Unit	Wholesale				Retail			
		Peliyagoda		Negombo		Peliyagoda		Negombo	
		Previous 5 Days Average	Today	Previous 5 Days Average	Today	Previous 5 Days Average	Today	Previous 5 Days Average	Today
Kelawalla	Rs./Kg	542.00	550.00	572.00	500.00	836.00	840.00	806.00	750.00
Thalapath	Rs./Kg	776.00	800.00	690.00	700.00	932.00	950.00	896.00	900.00
Balaya	Rs./Kg	310.00	320.00	312.00	330.00	410.00	420.00	440.00	450.00
Paraw	Rs./Kg	584.00	620.00	536.00	520.00	936.00	960.00	782.00	780.00
Salaya	Rs./Kg	116.00	120.00	138.00	120.00	196.00	200.00	204.00	170.00
Hurulla	Rs./Kg	328.00	320.00	328.00	320.00	428.00	420.00	436.00	420.00

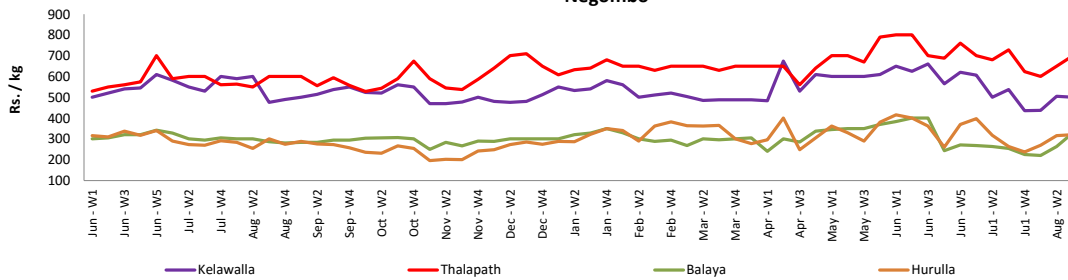
- Price increased by more than 5% compared to previous week average price.
- Price decreased by more than 5% compared to previous week average price.

Wholesale Prices

Peliyagoda

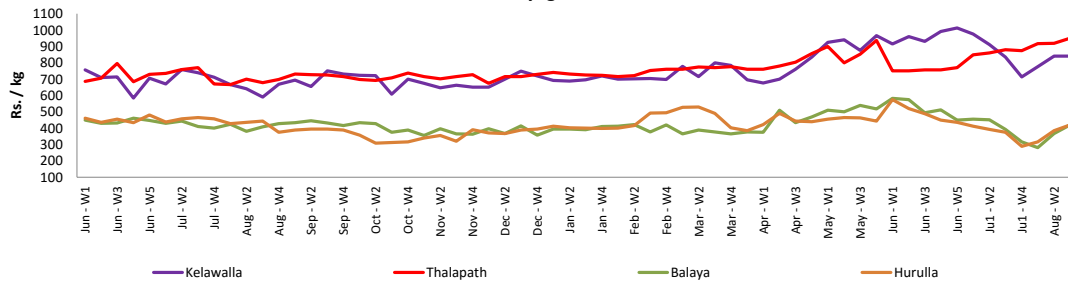


Negombo

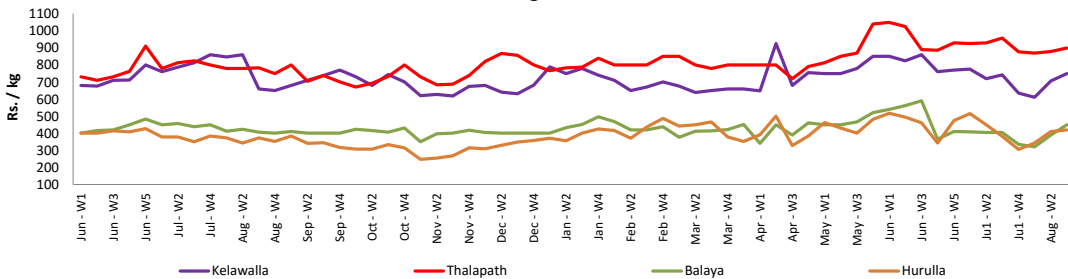


Retail Prices

Peliyagoda



Negombo



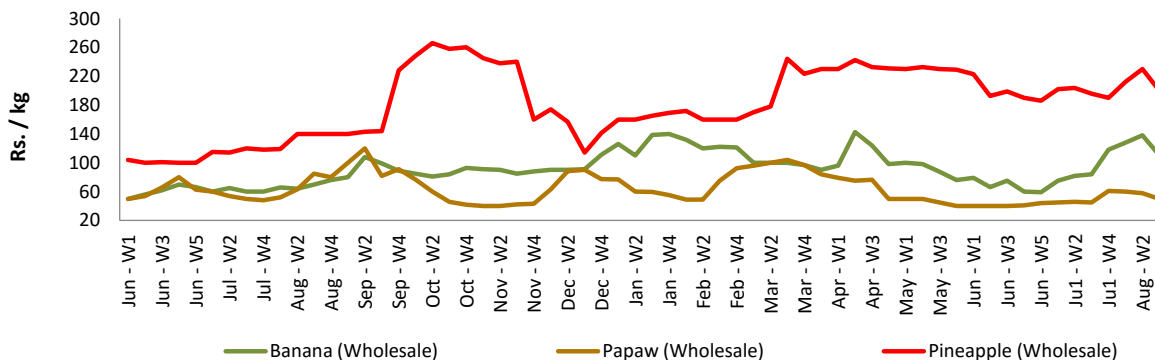
Wholesale and Retail Prices of Selected Food Commodities - 2017/08/17

Fruits

Item	Unit	Wholesale		Retail	
		Pettah			
		Previous 5 Days Average	Today	Previous 5 Days Average	Today
Banana (Sour)	Rs./Kg	126.00	110.00	164.00	160.00
Papaw	Rs./Kg	52.00	50.00	78.00	80.00
Pineapple	Rs./Kg	210.00	200.00	280.00	290.00

- Price increased by more than 5% compared to previous week average price.
- Price decreased by more than 5% compared to previous week average price.

Wholesale - Pettah



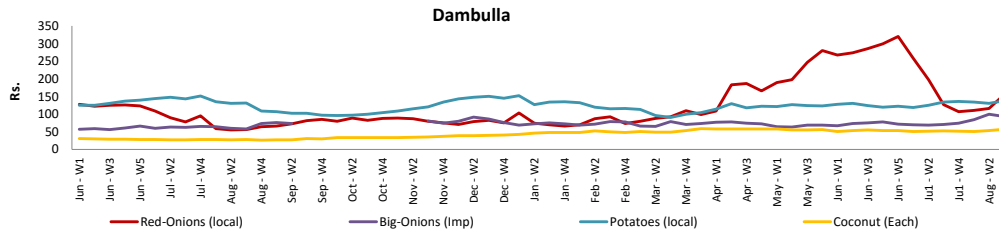
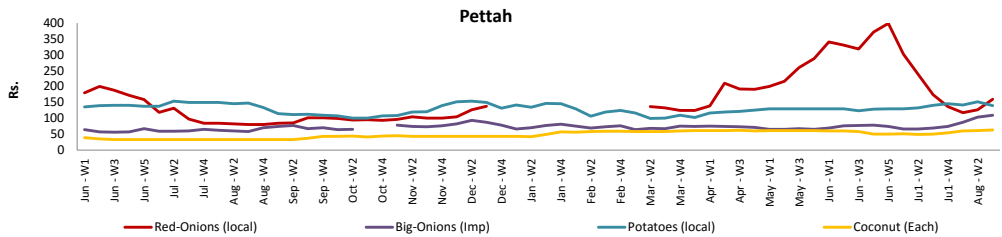
Wholesale and Retail Prices of Selected Food Commodities - 2017/08/17

Other

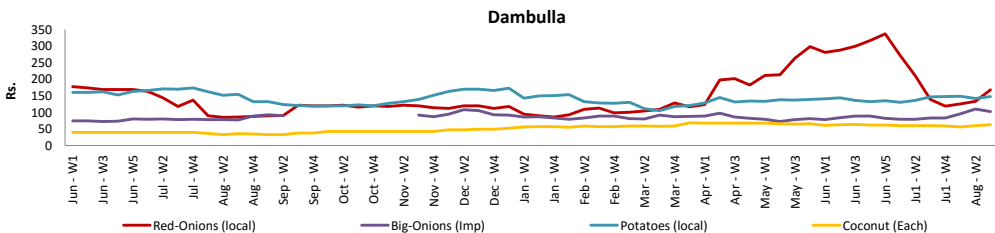
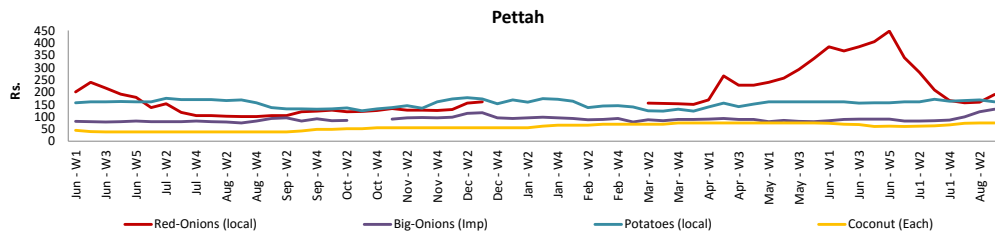
Item	Unit	Wholesale				Retail			
		Pettah		Dambulla		Pettah		Dambulla	
		Previous 5 Days Average	Today	Previous 5 Days Average	Today	Previous 5 Days Average	Today	Previous 5 Days Average	Today
Red-Onions (local)	Rs./Kg	153.00	160.00	132.00	155.00	184.00	190.00	146.00	168.00
Red-Onions (Imp)	Rs./Kg	n.a.	n.a.	n.a.	n.a.	n.a.	n.a.	n.a.	n.a.
Big-Onions (local)	Rs./Kg	n.a.	n.a.	100.00	n.a.	n.a.	n.a.	113.00	n.a.
Big-Onions (Imp)	Rs./Kg	112.00	110.00	103.00	93.00	132.00	130.00	116.00	103.00
Potatoes (local)	Rs./Kg	146.00	140.00	132.00	138.00	164.00	160.00	144.00	148.00
Potatoes (Imp)	Rs./Kg	82.00	80.00			100.00	100.00		
Dried Chillies (Imp)	Rs./Kg	189.00	190.00	168.00	175.00	222.00	220.00	180.00	188.00
Coconut	Rs./Nut	62.00	63.00	55.00	57.00	75.00	75.00	61.00	63.00
Coconut oil	Rs./Ltr	356.00	360.00			372.00	380.00		
Dhal	Rs./Kg	133.00	133.00			150.00	150.00		
Sugar	Rs./Kg	99.00	102.00			105.00	110.00		
Eggs	Rs./Each	11.00	11.00			11.95	12.00		
Katta	Rs./Kg	840.00	850.00			890.00	900.00		
Sprats	Rs./Kg	500.00	500.00			550.00	550.00		

- Price increased by more than 5% compared to previous week average price.
- Price decreased by more than 5% compared to previous week average price.

Wholesale Prices



Retail Prices



* Prices of food commodities may vary due to quality and markets among other factors.