

## Weekly Summary of Price Developments (From 09 August 2017 to 16 August 2017)



---

### Vegetables

---

- o Prices of most varieties of vegetables decreased in both Pettah and Dambulla markets.



---

### Rice

---

- o Retail prices of rice varieties have settled around current prices exceeding the control price imposed with effect from 17th February 2017.



---

### Other

---

- o Prices of Sugar increased in Pettah market following the increase of Special Commodity Levy imposed on Sugar by 8 rupees per kilogram with effect from 15th August 2017.
-

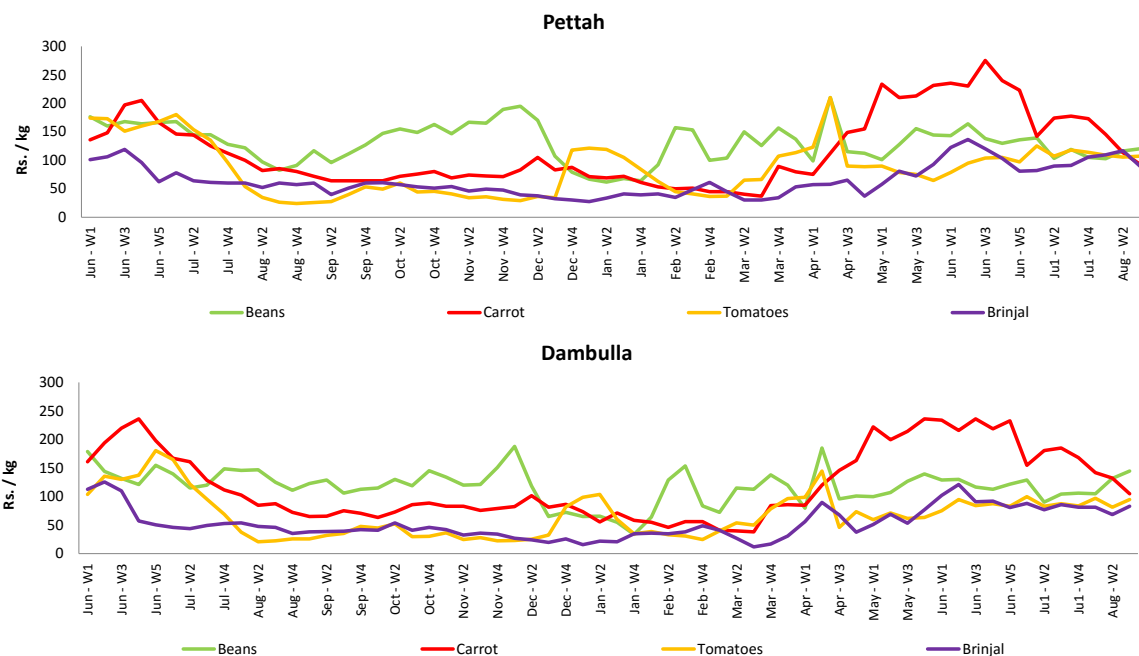
# Wholesale and Retail Prices of Selected Food Commodities - 2017/08/16

## Vegetables

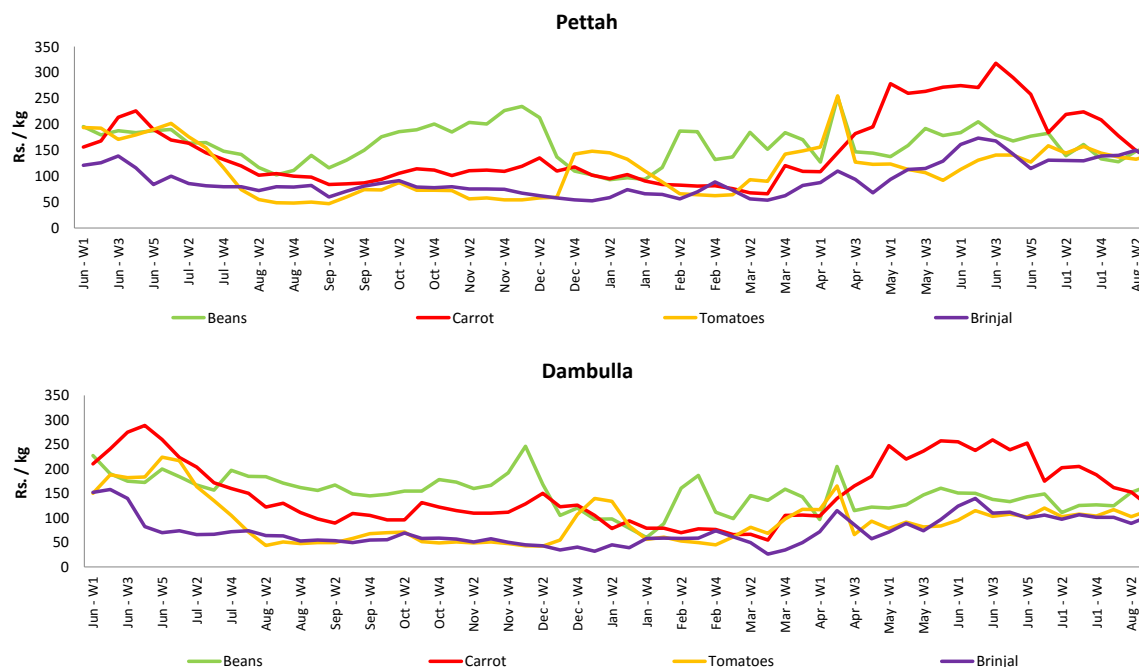
Item	Unit	Wholesale				Retail			
		Pettah		Dambulla		Pettah		Dambulla	
		Previous 5 Days Average	Today	Previous 5 Days Average	Today	Previous 5 Days Average	Today	Previous 5 Days Average	Today
Beans	Rs./Kg	134.00	120.00	148.00	145.00	167.00	160.00	168.00	165.00
Carrot	Rs./Kg	100.00	93.00	120.00	105.00	134.00	133.00	140.00	125.00
Cabbage	Rs./Kg	55.00	40.00	52.00	38.00	86.00	77.00	72.00	58.00
Tomatoes	Rs./Kg	105.00	107.00	84.00	95.00	137.00	143.00	107.00	115.00
Brinjal	Rs./Kg	110.00	90.00	70.00	83.00	144.00	127.00	91.00	103.00
Pumpkin	Rs./Kg	54.00	50.00	45.00	35.00	80.00	77.00	65.00	55.00
Snake gourd	Rs./Kg	112.00	93.00	69.00	45.00	138.00	130.00	89.00	65.00

- Price increased by more than 5% compared to previous week average price.
- Price decreased by more than 5% compared to previous week average price.

### Wholesale Prices



### Retail Prices



# Wholesale and Retail Prices of Selected Food Commodities - 2017/08/16

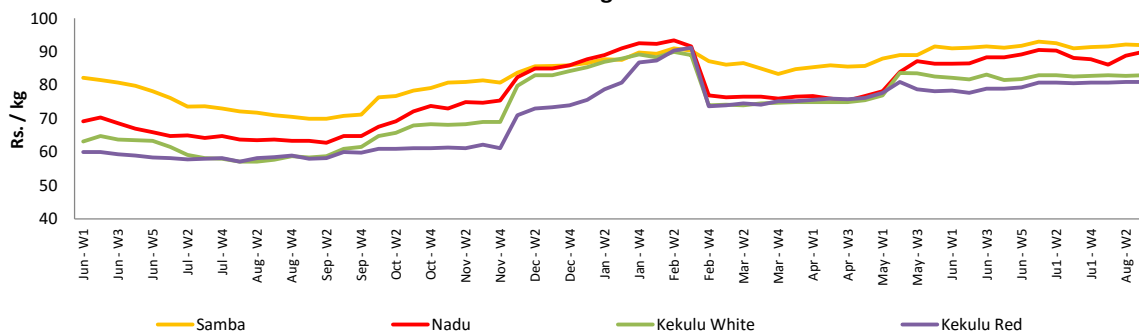
## Rice

Item	Unit	Wholesale				Retail	
		Maradagahamula		Pettah		Pettah	
		Previous 5 Days		Previous 5 Days		Previous 5 Days	
		Average	Today	Average	Today	Average	Today
Samba	Rs./Kg	92.00	92.00	93.00	93.00	98.00	98.00
Nadu	Rs./Kg	89.00	90.00	85.00	87.00	92.00	93.00
Kekulu White	Rs./Kg	83.00	83.00	83.00	84.00	90.00	90.00
Kekulu Red	Rs./Kg	81.00	81.00	79.00	79.00	88.00	88.00

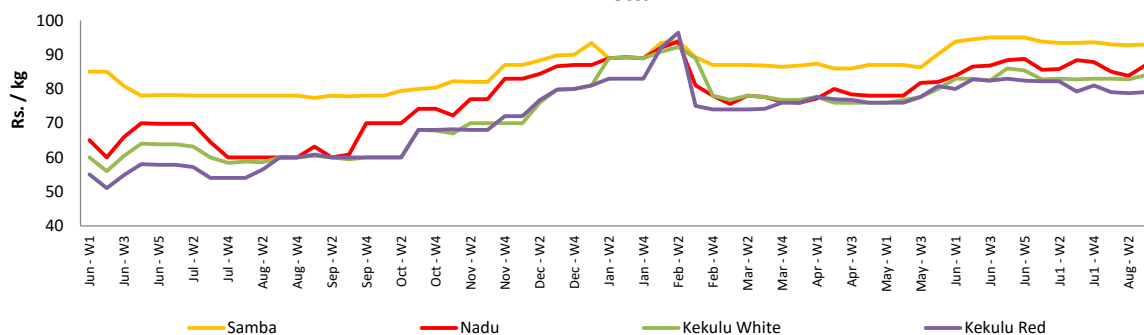
- Price increased by more than 5% compared to previous week average price.
- Price decreased by more than 5% compared to previous week average price.

### Wholesale Prices

#### Marandagahamula

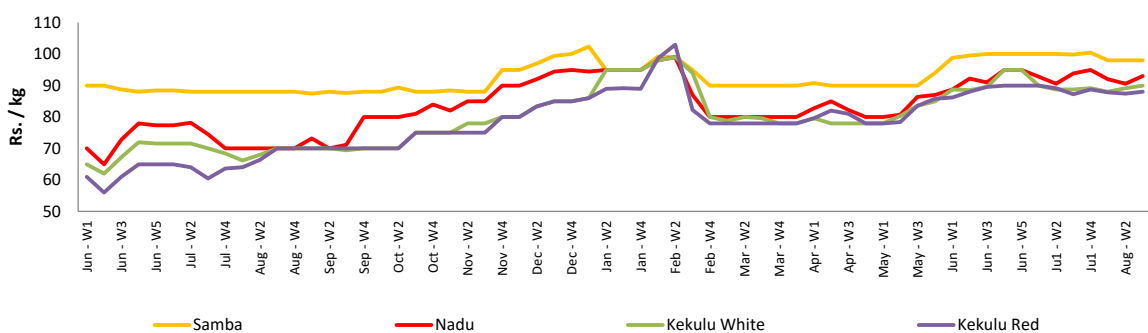


#### Pettah



### Retail Prices

#### Pettah



# Wholesale and Retail Prices of Selected Food Commodities - 2017/08/16

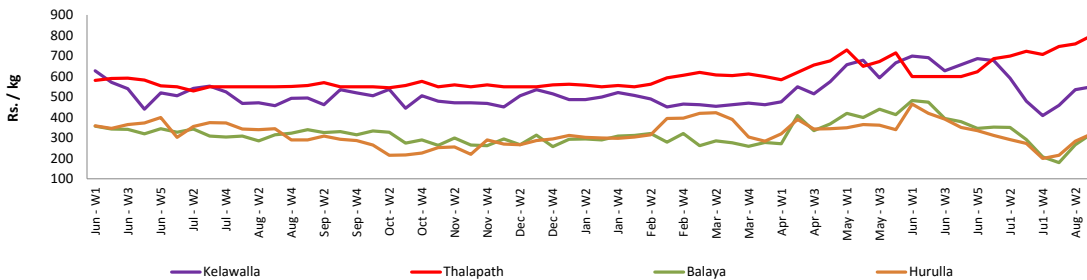
## Fish

Item	Unit	Wholesale				Retail			
		Peliyagoda		Negombo		Peliyagoda		Negombo	
		Previous 5 Days Average	Today	Previous 5 Days Average	Today	Previous 5 Days Average	Today	Previous 5 Days Average	Today
Kelawalla	Rs./Kg	542.00	550.00	566.00	530.00	840.00	840.00	800.00	730.00
Thalapath	Rs./Kg	768.00	800.00	680.00	700.00	926.00	950.00	892.00	900.00
Balaya	Rs./Kg	307.00	320.00	300.00	330.00	407.00	420.00	430.00	450.00
Paraw	Rs./Kg	568.00	630.00	536.00	520.00	920.00	980.00	776.00	780.00
Salaya	Rs./Kg	116.00	120.00	134.00	140.00	196.00	200.00	200.00	200.00
Hurulla	Rs./Kg	323.00	320.00	328.00	320.00	423.00	420.00	432.00	420.00

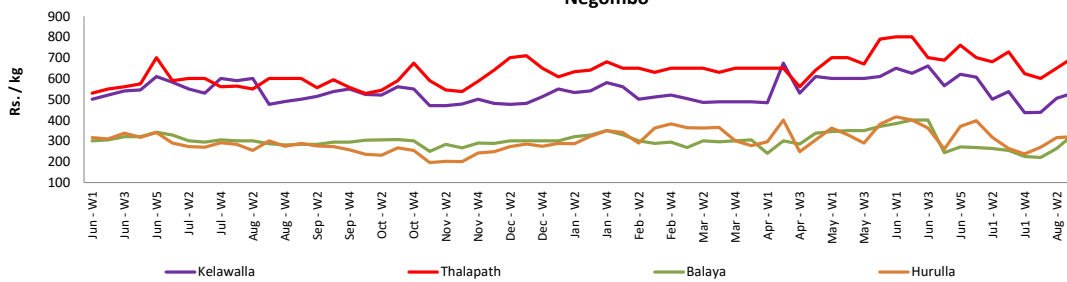
- Price increased by more than 5% compared to previous week average price.
- Price decreased by more than 5% compared to previous week average price.

### Wholesale Prices

#### Peliyagoda

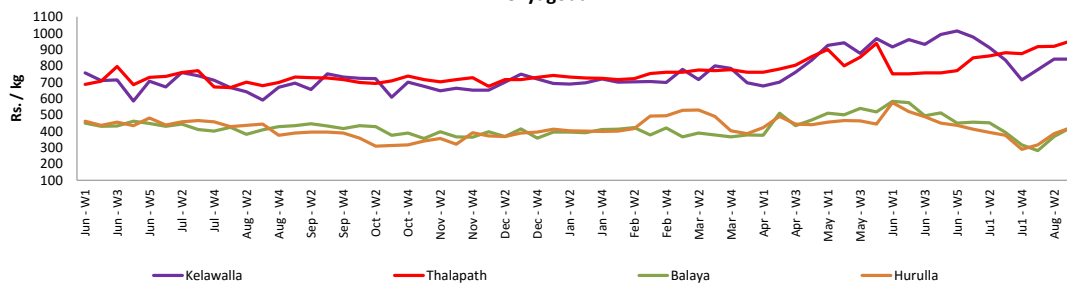


#### Negombo

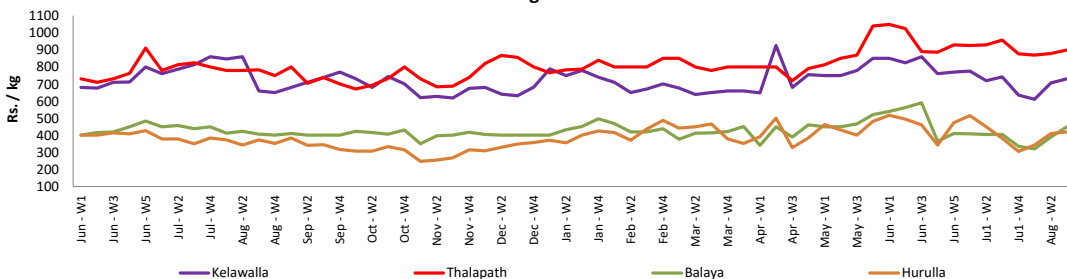


### Retail Prices

#### Peliyagoda



#### Negombo



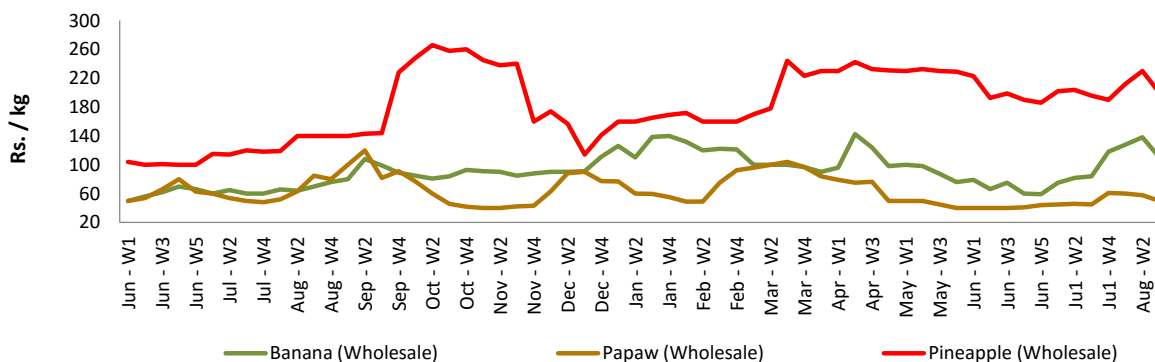
# Wholesale and Retail Prices of Selected Food Commodities - 2017/08/16

## Fruits

Item	Unit	Wholesale		Retail	
		Pettah			
		Previous 5 Days Average	Today	Previous 5 Days Average	Today
Banana (Sour)	Rs./Kg	134.00	110.00	166.00	160.00
Papaw	Rs./Kg	54.00	50.00	78.00	80.00
Pineapple	Rs./Kg	214.00	200.00	274.00	290.00

- Price increased by more than 5% compared to previous week average price.
- Price decreased by more than 5% compared to previous week average price.

### Wholesale - Pettah



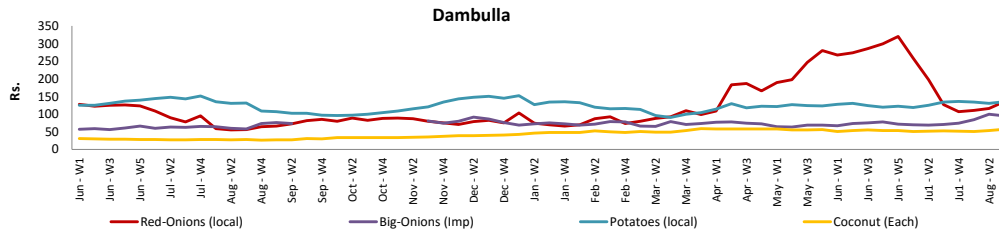
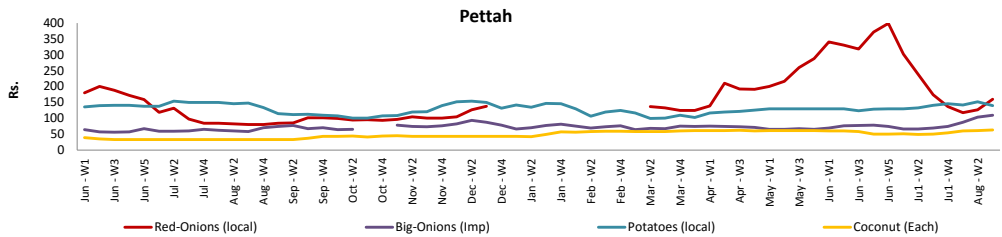
## Wholesale and Retail Prices of Selected Food Commodities - 2017/08/16

### Other

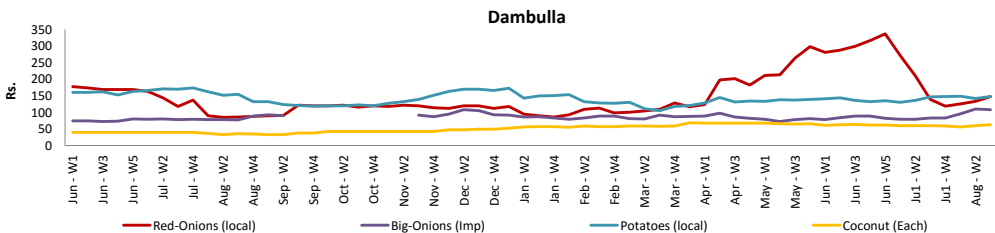
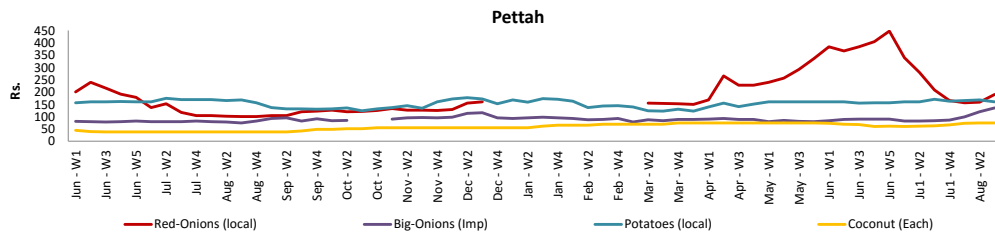
Item	Unit	Wholesale				Retail			
		Pettah		Dambulla		Pettah		Dambulla	
		Previous 5 Days Average	Today	Previous 5 Days Average	Today	Previous 5 Days Average	Today	Previous 5 Days Average	Today
Red-Onions (local)	Rs./Kg	143.00	160.00	132.00	135.00	176.00	190.00	147.00	148.00
Red-Onions (Imp)	Rs./Kg	n.a.	n.a.	n.a.	n.a.	n.a.	n.a.	n.a.	n.a.
Big-Onions (local)	Rs./Kg	n.a.	n.a.	100.00	n.a.	n.a.	n.a.	113.00	n.a.
Big-Onions (Imp)	Rs./Kg	110.00	110.00	105.00	95.00	127.00	135.00	116.00	108.00
Potatoes (local)	Rs./Kg	150.00	140.00	132.00	135.00	166.00	160.00	144.00	148.00
Potatoes (Imp)	Rs./Kg	82.00	80.00			98.60	100.00		
Dried Chillies (Imp)	Rs./Kg	189.00	190.00	166.00	178.00	224.00	220.00	178.00	188.00
Coconut	Rs./Nut	62.00	63.00	54.00	57.00	75.00	75.00	60.00	63.00
Coconut oil	Rs./Ltr	352.00	360.00			368.00	380.00		
Dhal	Rs./Kg	133.00	133.00			150.00	150.00		
Sugar	Rs./Kg	98.00	105.00			104.00	112.00		
Eggs	Rs./Each	11.00	11.00			11.95	12.00		
Katta	Rs./Kg	830.00	850.00			880.00	900.00		
Sprats	Rs./Kg	500.00	500.00			550.00	550.00		

- Price increased by more than 5% compared to previous week average price.
- Price decreased by more than 5% compared to previous week average price.

### Wholesale Prices



### Retail Prices



\* Prices of food commodities may vary due to quality and markets among other factors.