

## Weekly Summary of Price Developments (From 08 August 2017 to 15 August 2017)



---

### Vegetables

---

- Prices of most varieties of vegetables in both Wholesale and Retail markets exhibited mixed movements.



---

### Rice

---

- Retail prices of rice varieties have settled around current prices exceeding the control price imposed with effect from 17th February 2017.



---

### Fish

---

- Prices of small fish varieties decreased in Negombo market while prices of most varieties of large fish increased in both Peliyagoda and Negombo markets. .
-

# Wholesale and Retail Prices of Selected Food Commodities - 2017/08/15

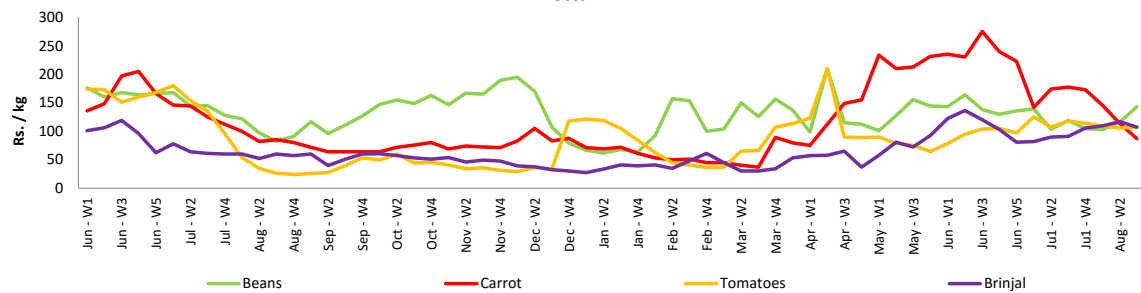
## Vegetables

Item	Unit	Wholesale				Retail			
		Pettah		Dambulla		Pettah		Dambulla	
		Previous 5 Days Average	Today	Previous 5 Days Average	Today	Previous 5 Days Average	Today	Previous 5 Days Average	Today
Beans	Rs./Kg	127.00	143.00	146.00	145.00	157.00	183.00	166.00	165.00
Carrot	Rs./Kg	102.00	87.00	127.00	115.00	134.00	123.00	147.00	135.00
Cabbage	Rs./Kg	65.00	40.00	58.00	38.00	93.00	73.00	78.00	58.00
Tomatoes	Rs./Kg	109.00	107.00	81.00	93.00	136.00	153.00	102.00	118.00
Brinjal	Rs./Kg	115.00	107.00	74.00	45.00	145.00	147.00	95.00	65.00
Pumpkin	Rs./Kg	57.00	50.00	44.00	45.00	82.00	77.00	65.00	65.00
Snake gourd	Rs./Kg	113.00	113.00	66.00	73.00	138.00	140.00	86.00	93.00

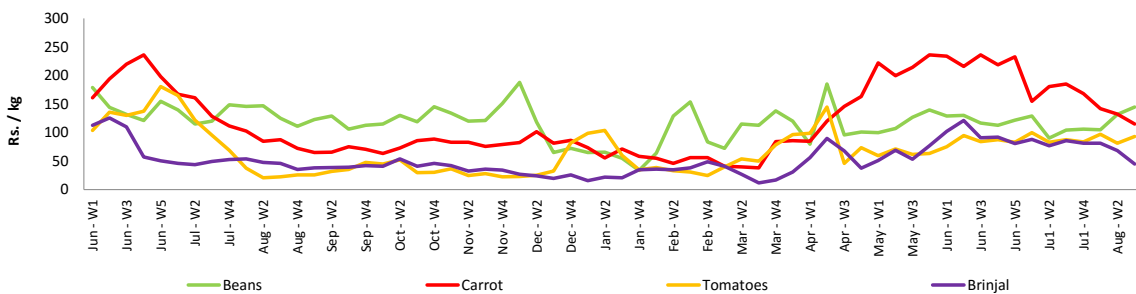
- Price increased by more than 5% compared to previous week average price.
- Price decreased by more than 5% compared to previous week average price.

### Wholesale Prices

#### Pettah

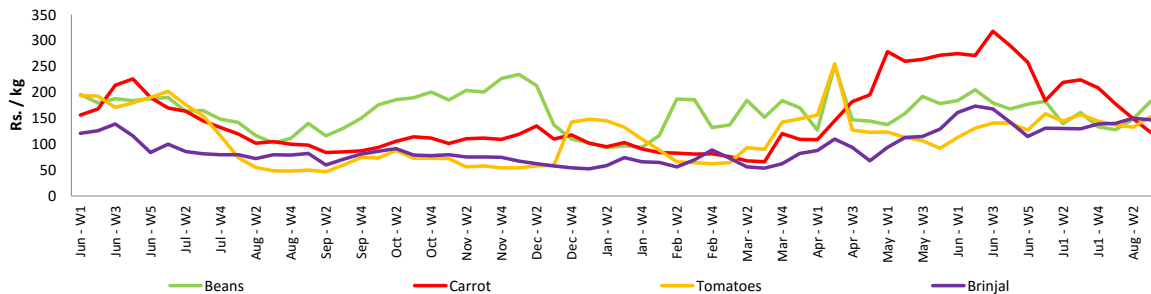


#### Dambulla

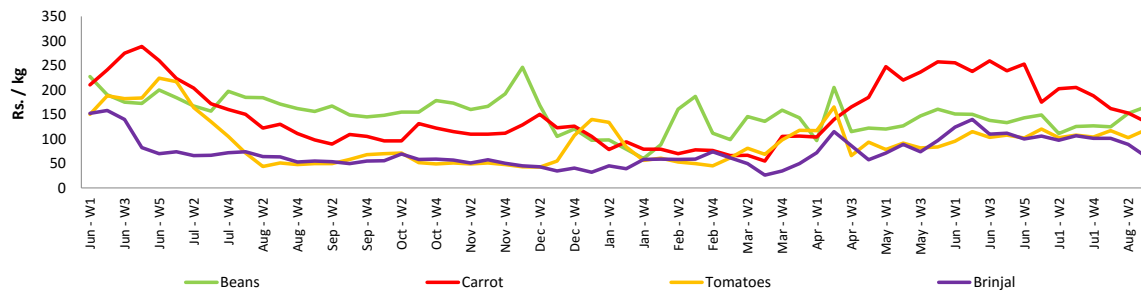


### Retail Prices

#### Pettah



#### Dambulla



# Wholesale and Retail Prices of Selected Food Commodities - 2017/08/15

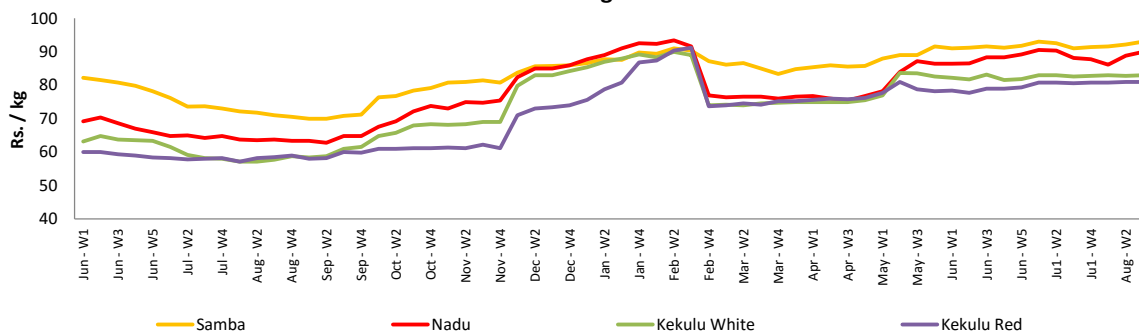
## Rice

Item	Unit	Wholesale				Retail	
		Maradagahamula		Pettah		Pettah	
		Previous 5		Previous 5		Previous 5	
		Days Average	Today	Days Average	Today	Days Average	Today
Samba	Rs./Kg	92.00	93.00	93.00	93.00	98.00	98.00
Nadu	Rs./Kg	89.00	90.00	85.00	87.00	91.00	93.00
Kekulu White	Rs./Kg	83.00	83.00	83.00	84.00	90.00	90.00
Kekulu Red	Rs./Kg	81.00	81.00	79.00	79.00	88.00	88.00

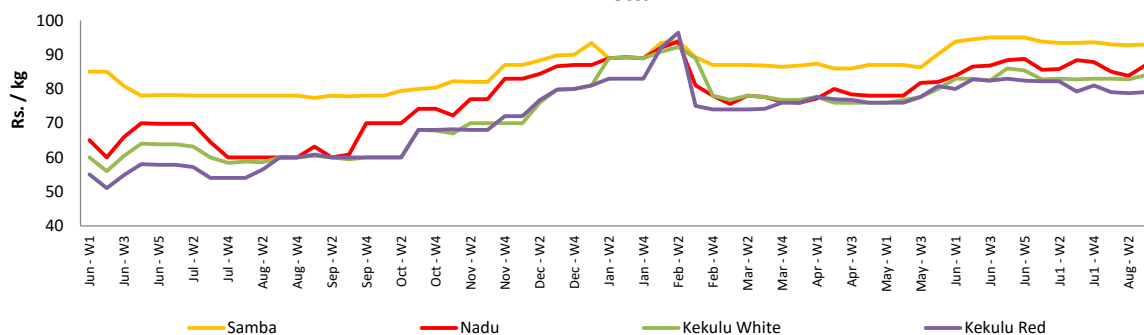
- Price increased by more than 5% compared to previous week average price.
- Price decreased by more than 5% compared to previous week average price.

### Wholesale Prices

#### Marandagahamula

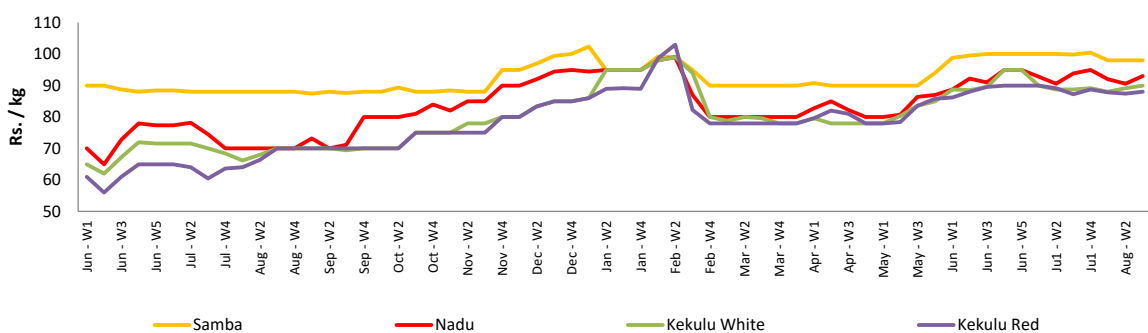


#### Pettah



### Retail Prices

#### Pettah



# Wholesale and Retail Prices of Selected Food Commodities - 2017/08/15

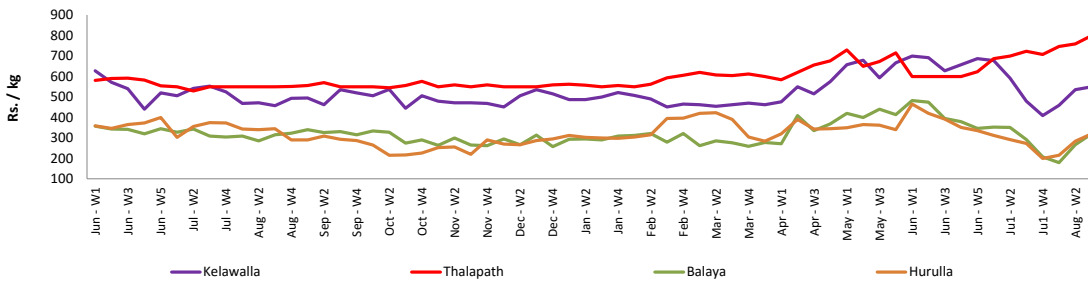
## Fish

Item	Unit	Wholesale				Retail			
		Peliyagoda		Negombo		Peliyagoda		Negombo	
		Previous 5 Days Average	Today	Previous 5 Days Average	Today	Previous 5 Days Average	Today	Previous 5 Days Average	Today
Kelawalla	Rs./Kg	542.00	550.00	542.00	600.00	844.00	840.00	760.00	850.00
Thalapath	Rs./Kg	760.00	800.00	670.00	700.00	920.00	950.00	888.00	900.00
Balaya	Rs./Kg	300.00	320.00	286.00	330.00	400.00	420.00	416.00	450.00
Paraw	Rs./Kg	558.00	600.00	522.00	520.00	904.00	980.00	750.00	780.00
Salaya	Rs./Kg	116.00	120.00	132.00	120.00	196.00	200.00	198.00	180.00
Hurulla	Rs./Kg	318.00	320.00	332.00	300.00	418.00	420.00	432.00	400.00

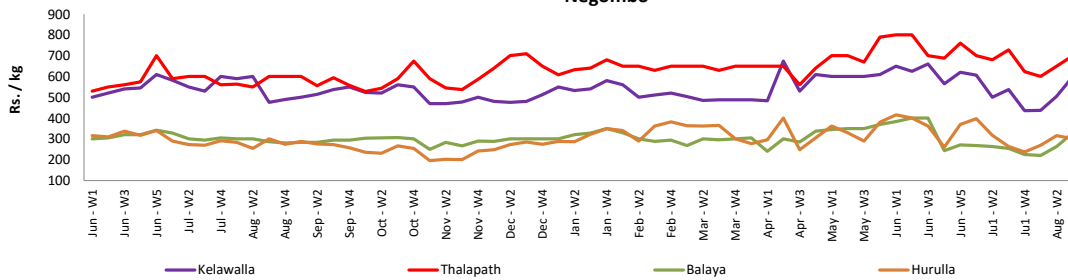
- Price increased by more than 5% compared to previous week average price.
- Price decreased by more than 5% compared to previous week average price.

### Wholesale Prices

#### Peliyagoda

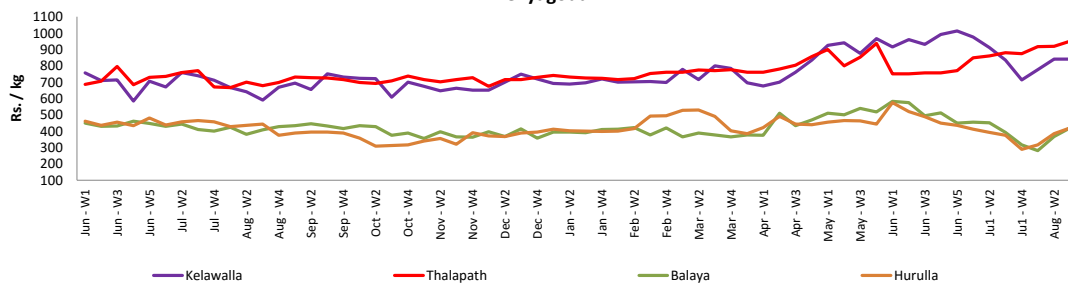


#### Negombo

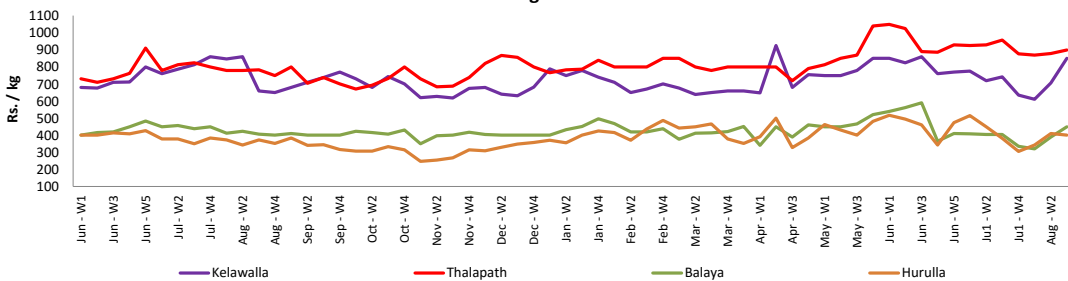


### Retail Prices

#### Peliyagoda



#### Negombo



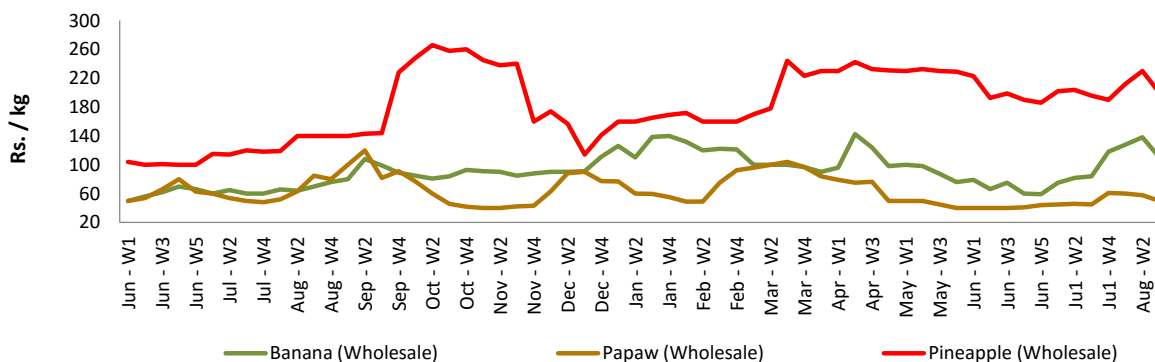
# Wholesale and Retail Prices of Selected Food Commodities - 2017/08/15

## Fruits

Item	Unit	Wholesale		Retail	
		Pettah			
		Previous 5 Days Average	Today	Previous 5 Days Average	Today
Banana (Sour)	Rs./Kg	142.00	110.00	168.00	160.00
Papaw	Rs./Kg	56.00	50.00	78.00	80.00
Pineapple	Rs./Kg	224.00	200.00	276.00	290.00

- Price increased by more than 5% compared to previous week average price.
- Price decreased by more than 5% compared to previous week average price.

### Wholesale - Pettah



## Wholesale and Retail Prices of Selected Food Commodities - 2017/08/15

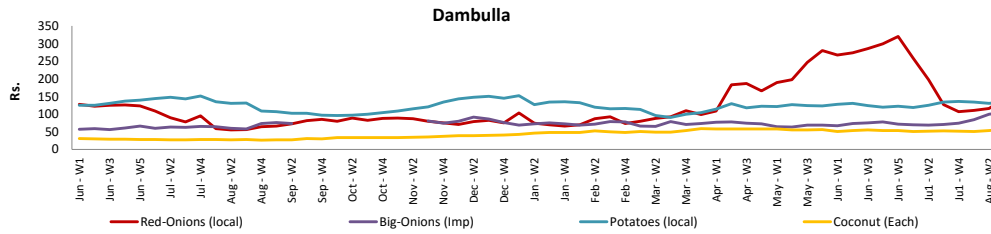
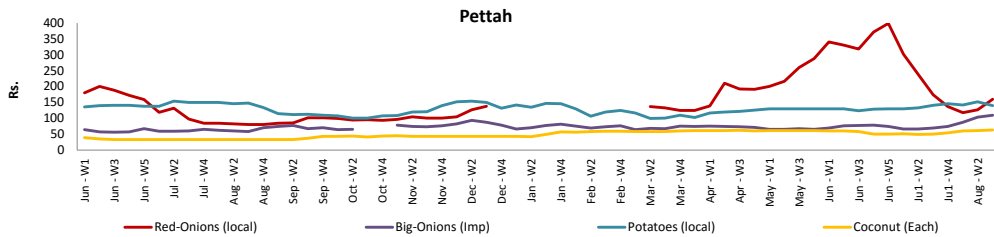
### Other

Item	Unit	Wholesale				Retail			
		Pettah		Dambulla		Pettah		Dambulla	
		Previous 5 Days Average	Today	Previous 5 Days Average	Today	Previous 5 Days Average	Today	Previous 5 Days Average	Today
Red-Onions (local)	Rs./Kg	137.00	160.00	125.00	143.00	168.00	190.00	141.00	158.00
Red-Onions (Imp)	Rs./Kg	n.a.	n.a.	n.a.	n.a.	n.a.	n.a.	n.a.	n.a.
Big-Onions (local)	Rs./Kg	n.a.	n.a.	100.00	n.a.	n.a.	n.a.	113.00	n.a.
Big-Onions (Imp)	Rs./Kg	108.00	110.00	104.00	105.00	125.00	130.00	115.00	118.00
Potatoes (local)	Rs./Kg	152.00	140.00	130.00	135.00	168.00	160.00	142.00	148.00
Potatoes (Imp)	Rs./Kg	81.00	82.00			93.00	100.00		
Dried Chillies (Imp)	Rs./Kg	185.00	190.00	166.00	165.00	222.00	220.00	178.00	178.00
Coconut	Rs./Nut	62.00	63.00	54.00	57.00	75.00	75.00	60.00	63.00
Coconut oil	Rs./Ltr	348.00	360.00			364.00	380.00		
Dhal	Rs./Kg	133.00	133.00			150.00	150.00		
Sugar	Rs./Kg	98.00	98.00			104.00	103.00		
Eggs	Rs./Each	11.00	11.00			11.95	12.00		
Katta	Rs./Kg	820.00	850.00			870.00	900.00		
Sprats	Rs./Kg	500.00	500.00			550.00	550.00		

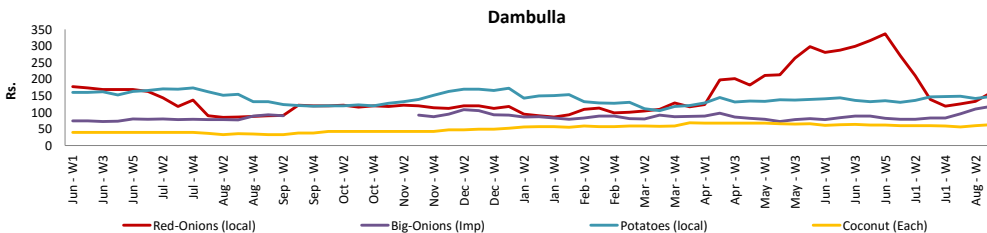
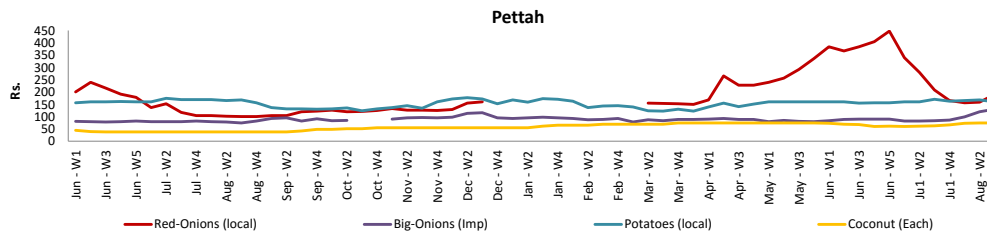
Price increased by more than 5% compared to previous week average price.

Price decreased by more than 5% compared to previous week average price.

### Wholesale Prices



### Retail Prices



\* Prices of food commodities may vary due to quality and markets among other factors.