

Weekly Summary of Price Developments (From 04 August 2017 to 14 August 2017)



Vegetables

- Prices of most varieties of vegetables in both Wholesale and Retail markets exhibited mixed movements.



Rice

- Retail prices of rice varieties have settled around current prices exceeding the control price imposed with effect from 17th February 2017.



Fish

- Prices of most varieties of fish increased in Negombo market while prices in Peliyagoda demonstrated some stability.
-

Wholesale and Retail Prices of Selected Food Commodities - 2017/08/14

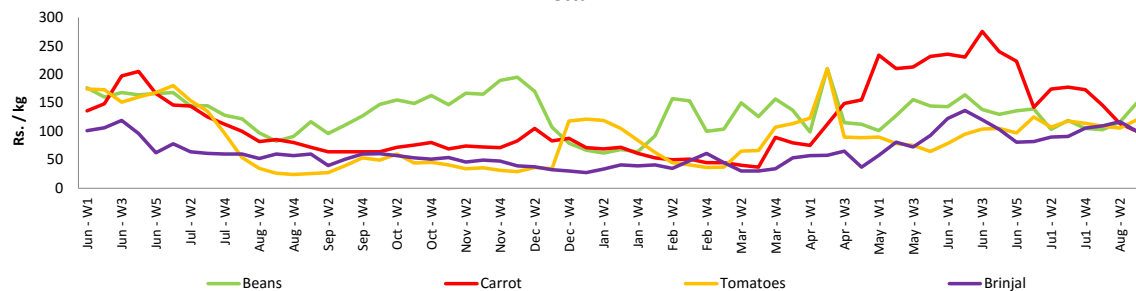
Vegetables

Item	Unit	Wholesale				Retail			
		Pettah		Dambulla		Pettah		Dambulla	
		Previous 5 Days Average	Today	Previous 5 Days Average	Today	Previous 5 Days Average	Today	Previous 5 Days Average	Today
Beans	Rs./Kg	116.00	150.00	132.20	155.00	148.00	170.00	152.00	175.00
Carrot	Rs./Kg	114.00	100.00	133.00	118.00	150.00	120.00	153.00	138.00
Cabbage	Rs./Kg	70.00	50.00	59.00	58.00	102.00	70.00	79.00	78.00
Tomatoes	Rs./Kg	105.00	120.00	81.00	93.00	133.00	140.00	103.00	113.00
Brinjal	Rs./Kg	117.00	100.00	69.00	75.00	150.00	120.00	89.00	95.00
Pumpkin	Rs./Kg	62.00	50.00	47.00	33.00	87.00	70.00	68.00	53.00
Snake gourd	Rs./Kg	112.60	120.00	65.00	73.00	139.00	140.00	84.00	93.00

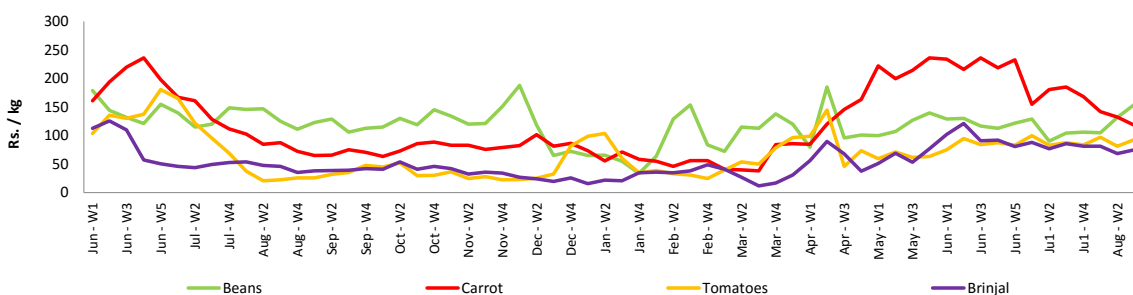
- Price increased by more than 5% compared to previous week average price.
- Price decreased by more than 5% compared to previous week average price.

Wholesale Prices

Pettah

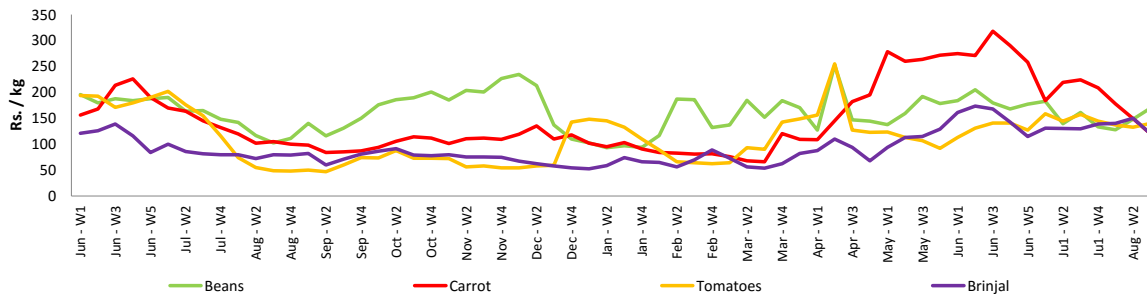


Dambulla

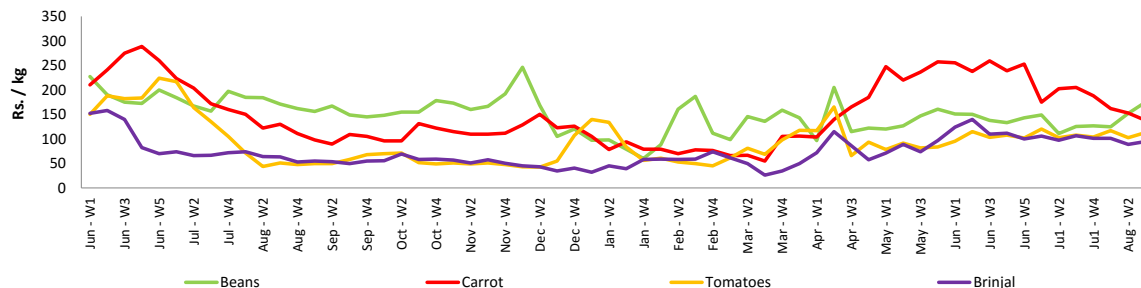


Retail Prices

Pettah



Dambulla



Wholesale and Retail Prices of Selected Food Commodities - 2017/08/14

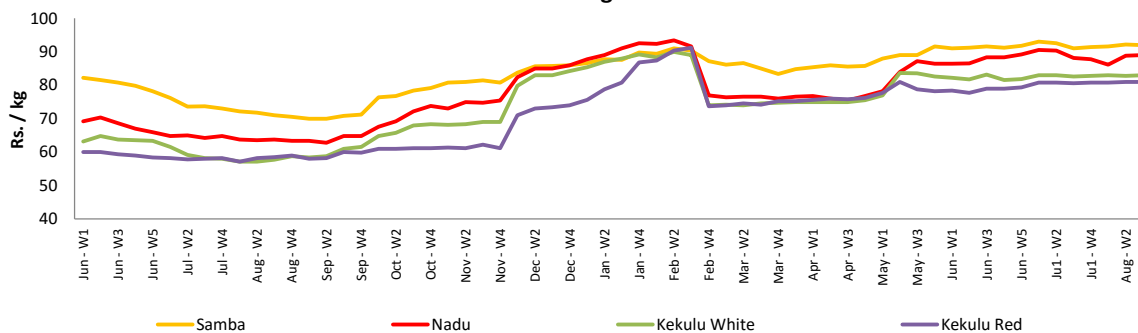
Rice

Item	Unit	Wholesale				Retail	
		Maradagahamula		Pettah		Pettah	
		Previous 5 Days Average		Previous 5 Days Average		Previous 5 Days Average	
		Average	Today	Average	Today	Average	Today
Samba	Rs./Kg	92.00	92.00	93.00	93.00	98.00	98.00
Nadu	Rs./Kg	89.00	89.00	84.00	87.00	91.00	93.00
Kekulu White	Rs./Kg	83.00	83.00	83.00	84.00	89.00	90.00
Kekulu Red	Rs./Kg	81.00	81.00	79.00	79.00	87.00	88.00

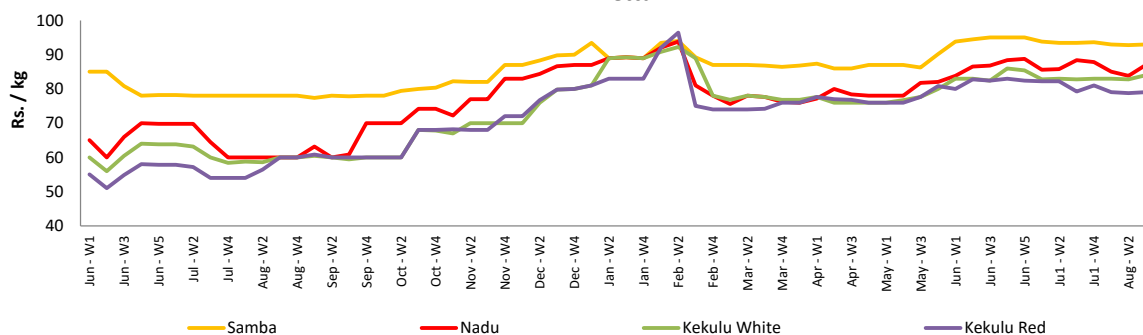
- Price increased by more than 5% compared to previous week average price.
- Price decreased by more than 5% compared to previous week average price.

Wholesale Prices

Marandagahamula

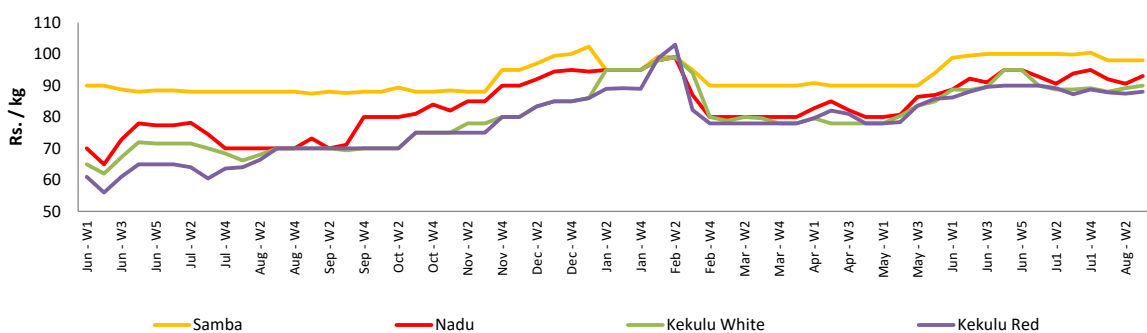


Pettah



Retail Prices

Pettah



Wholesale and Retail Prices of Selected Food Commodities - 2017/08/14

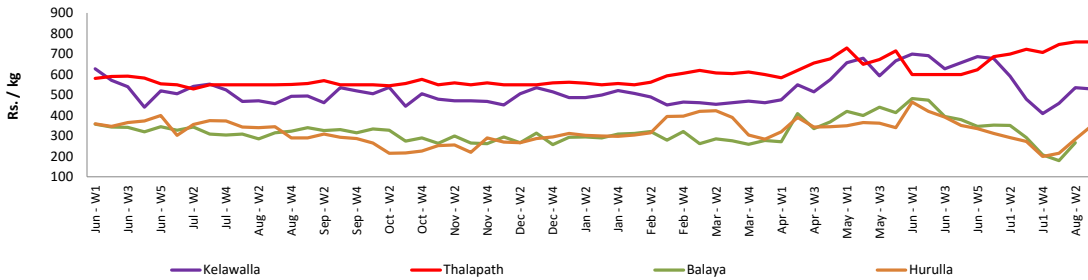
Fish

Item	Unit	Wholesale				Retail			
		Peliyagoda		Negombo		Peliyagoda		Negombo	
		Previous 5 Days Average	Today	Previous 5 Days Average	Today	Previous 5 Days Average	Today	Previous 5 Days Average	Today
Kelawalla	Rs./Kg	536.00	530.00	506.00	600.00	840.00	820.00	706.00	850.00
Thalpath	Rs./Kg	760.00	760.00	650.00	700.00	920.00	920.00	878.00	900.00
Balaya	Rs./Kg	267.00	n.a.	264.00	330.00	367.00	n.a.	390.00	450.00
Paraw	Rs./Kg	556.00	560.00	492.00	600.00	904.00	900.00	710.00	850.00
Salaya	Rs./Kg	112.00	100.00	126.00	140.00	192.00	180.00	188.00	220.00
Hurulla	Rs./Kg	285.00	350.00	316.00	350.00	385.00	450.00	410.00	480.00

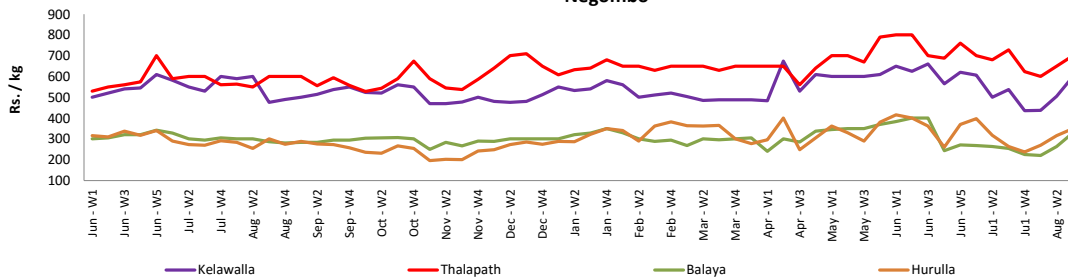
- Price increased by more than 5% compared to previous week average price.
- Price decreased by more than 5% compared to previous week average price.

Wholesale Prices

Peliyagoda

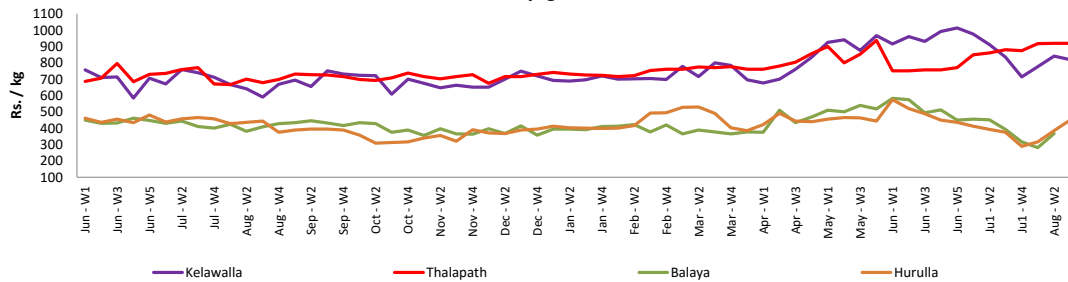


Negombo

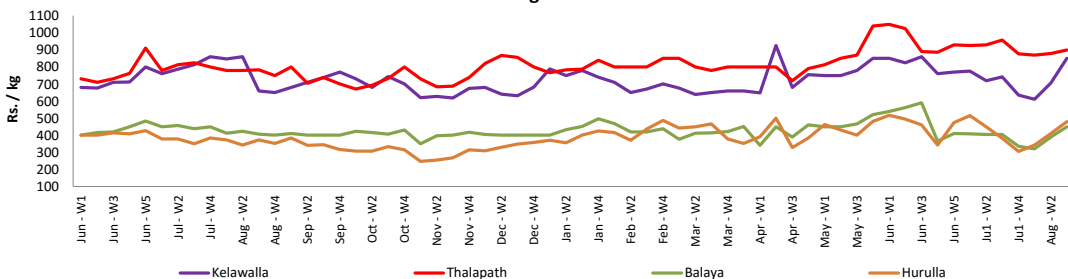


Retail Prices

Peliyagoda



Negombo



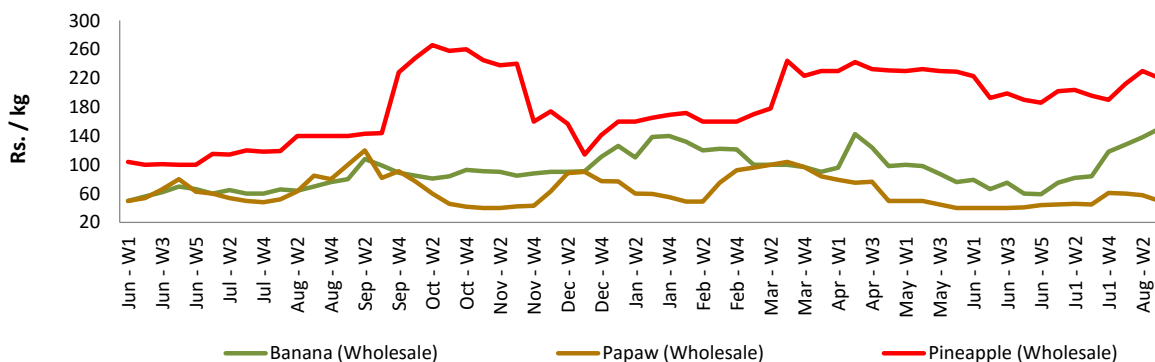
Wholesale and Retail Prices of Selected Food Commodities - 2017/08/14

Fruits

Item	Unit	Wholesale		Retail	
		Pettah			
		Previous 5 Days Average	Today	Previous 5 Days Average	Today
Banana (Sour)	Rs./Kg	138.00	150.00	166.00	170.00
Papaw	Rs./Kg	58.00	50.00	80.00	70.00
Pineapple	Rs./Kg	230.00	220.00	280.00	280.00

- Price increased by more than 5% compared to previous week average price.
- Price decreased by more than 5% compared to previous week average price.

Wholesale - Pettah



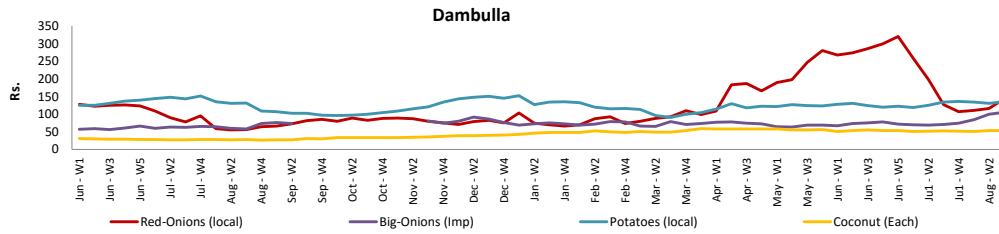
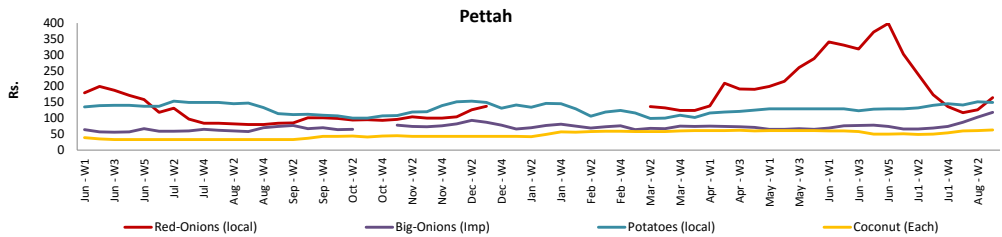
Wholesale and Retail Prices of Selected Food Commodities - 2017/08/14

Other

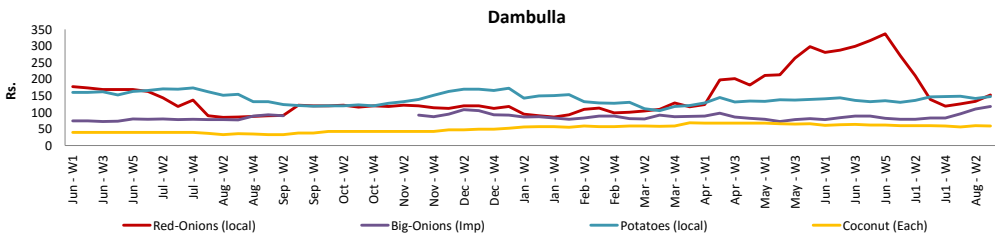
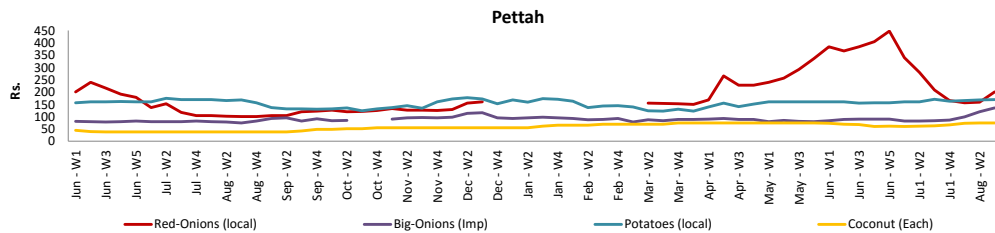
Item	Unit	Wholesale				Retail			
		Pettah		Dambulla		Pettah		Dambulla	
		Previous 5 Days Average	Today	Previous 5 Days Average	Today	Previous 5 Days Average	Today	Previous 5 Days Average	Today
Red-Onions (local)	Rs./Kg	126.00	165.00	116.00	143.00	158.00	200.00	134.00	153.00
Red-Onions (Imp)	Rs./Kg	n.a.	n.a.	n.a.	n.a.	n.a.	n.a.	n.a.	n.a.
Big-Onions (local)	Rs./Kg	n.a.	n.a.	95.00	105.00	n.a.	n.a.	108.00	118.00
Big-Onions (Imp)	Rs./Kg	104.00	119.00	100.00	105.00	120.00	135.00	110.00	118.00
Potatoes (local)	Rs./Kg	152.00	150.00	130.00	135.00	168.00	170.00	142.00	148.00
Potatoes (Imp)	Rs./Kg	82.00	85.00			94.00	100.00		
Dried Chillies (Imp)	Rs./Kg	181.00	190.00	167.00	155.00	220.00	220.00	179.00	168.00
Coconut	Rs./Nut	61.00	63.00	54.00	53.00	75.00	75.00	60.00	59.00
Coconut oil	Rs./Ltr	344.00	360.00			360.00	380.00		
Dhal	Rs./Kg	133.00	133.00			150.00	150.00		
Sugar	Rs./Kg	98.00	98.00			105.00	103.00		
Eggs	Rs./Each	11.40	11.00			12.35	12.00		
Katta	Rs./Kg	810.00	850.00			860.00	900.00		
Sprats	Rs./Kg	500.00	500.00			550.00	550.00		

- Price increased by more than 5% compared to previous week average price.
- Price decreased by more than 5% compared to previous week average price.

Wholesale Prices



Retail Prices



* Prices of food commodities may vary due to quality and markets among other factors.