

Weekly Summary of Price Developments (From 03 August 2017 to 11 August 2017)



Vegetables

- Wholesale Prices of most varieties of vegetables decreased in both Pettah and Dambulla markets.



Rice

- Retail prices of rice varieties have settled around current prices exceeding the control price imposed with effect from 17th February 2017.



Fish

- Prices of most varieties of fish increased in both Peliyagoda and Negombo markets due to low supply.



Other

- Prices of Dried Chillies (imported) increased in both Pettah and Dambulla markets.
-

Wholesale and Retail Prices of Selected Food Commodities - 2017/08/11

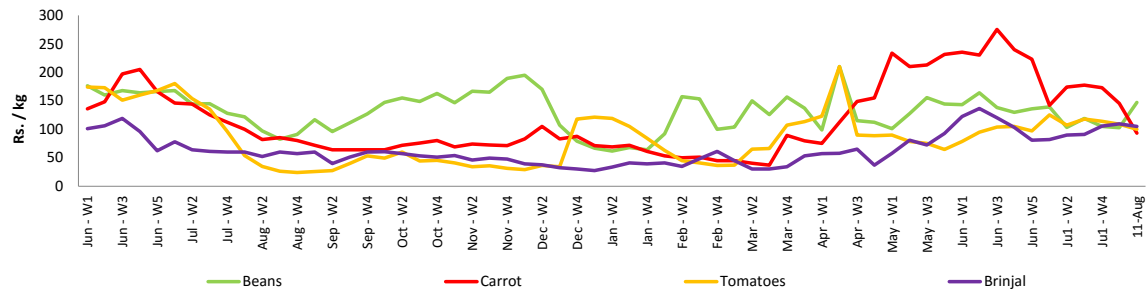
Vegetables

| Item | Unit | Wholesale | | | | Retail | | | |
|-------------|--------|-------------------------|--------|-------------------------|--------|-------------------------|--------|-------------------------|--------|
| | | Pettah | | Dambulla | | Pettah | | Dambulla | |
| | | Previous 5 Days Average | Today | Previous 5 Days Average | Today | Previous 5 Days Average | Today | Previous 5 Days Average | Today |
| Beans | Rs./Kg | 107.00 | 147.00 | 126.00 | 138.00 | 133.00 | 193.00 | 146.00 | 158.00 |
| Carrot | Rs./Kg | 125.00 | 93.00 | 145.00 | 95.00 | 156.00 | 150.00 | 165.00 | 115.00 |
| Cabbage | Rs./Kg | 74.00 | 60.00 | 64.00 | 43.00 | 102.00 | 100.00 | 84.00 | 63.00 |
| Tomatoes | Rs./Kg | 107.00 | 100.00 | 85.00 | 78.00 | 133.00 | 140.00 | 106.00 | 98.00 |
| Brinjal | Rs./Kg | 118.00 | 105.00 | 72.00 | 68.00 | 147.00 | 157.00 | 93.00 | 88.00 |
| Pumpkin | Rs./Kg | 66.00 | 52.00 | 55.00 | 48.00 | 89.00 | 90.00 | 75.00 | 68.00 |
| Snake gourd | Rs./Kg | 116.00 | 103.00 | 65.00 | 63.00 | 139.00 | 140.00 | 85.00 | 83.00 |

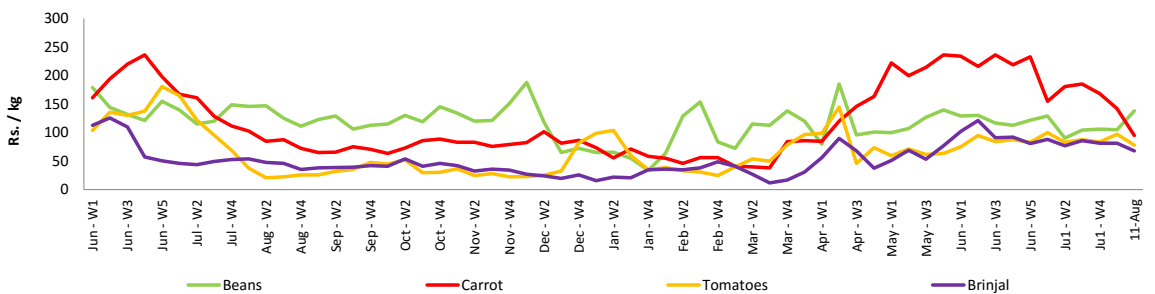
- Price increased by more than 5% compared to previous week average price.
- Price decreased by more than 5% compared to previous week average price.

Wholesale Prices

Pettah

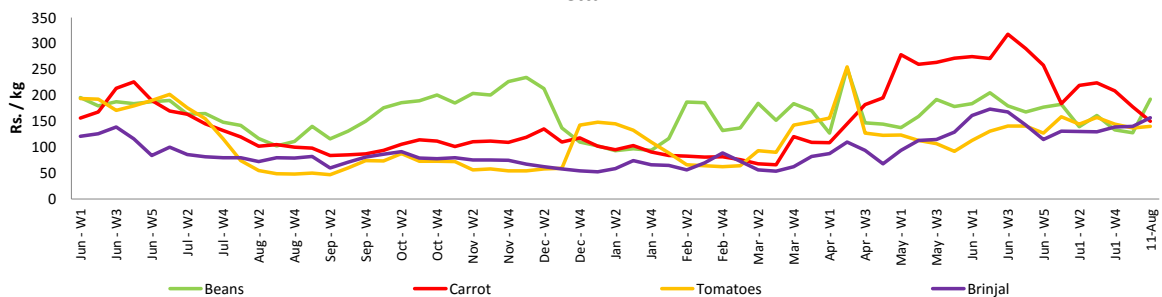


Dambulla

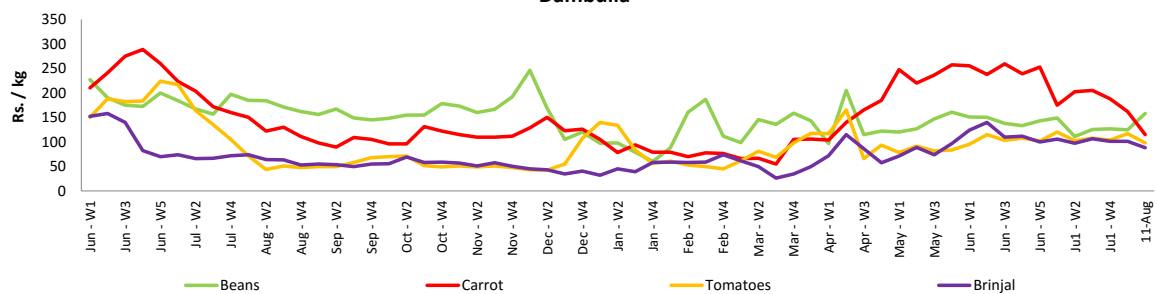


Retail Prices

Pettah



Dambulla



Wholesale and Retail Prices of Selected Food Commodities - 2017/08/11

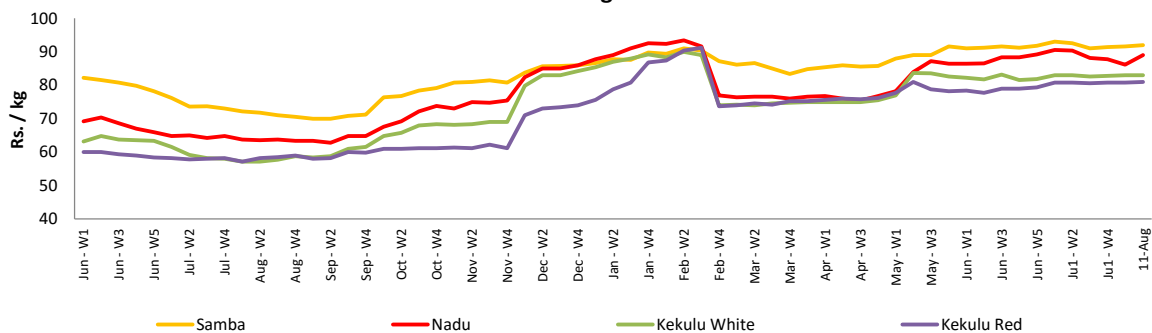
Rice

| Item | Unit | Wholesale | | | | Retail | |
|--------------|--------|-----------------|-------|-----------------|-------|-----------------|-------|
| | | Maradagahamula | | Pettah | | Pettah | |
| | | Previous 5 Days | | Previous 5 Days | | Previous 5 Days | |
| | | Average | Today | Average | Today | Average | Today |
| Samba | Rs./Kg | 92.00 | 92.00 | 93.00 | 92.00 | 98.00 | 98.00 |
| Nadu | Rs./Kg | 88.00 | 89.00 | 84.00 | 87.00 | 90.00 | 93.00 |
| Kekulu White | Rs./Kg | 83.00 | 83.00 | 83.00 | 84.00 | 89.00 | 90.00 |
| Kekulu Red | Rs./Kg | 81.00 | 81.00 | 79.00 | 78.00 | 88.00 | 87.00 |

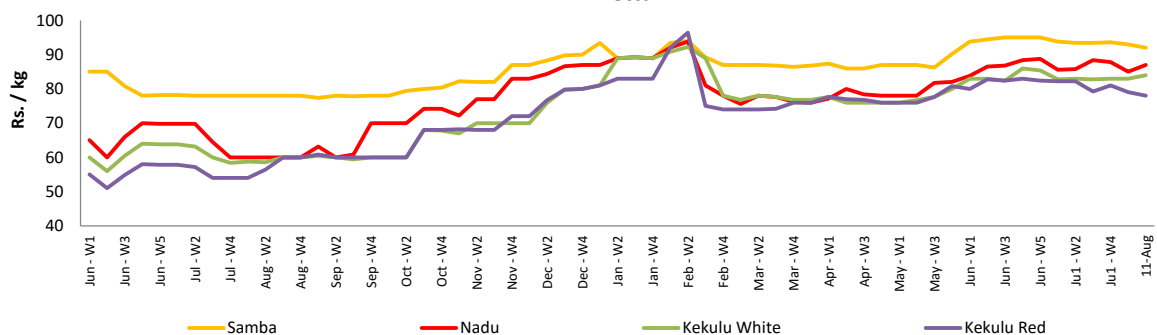
- Price increased by more than 5% compared to previous week average price.
- Price decreased by more than 5% compared to previous week average price.

Wholesale Prices

Marandagahamula

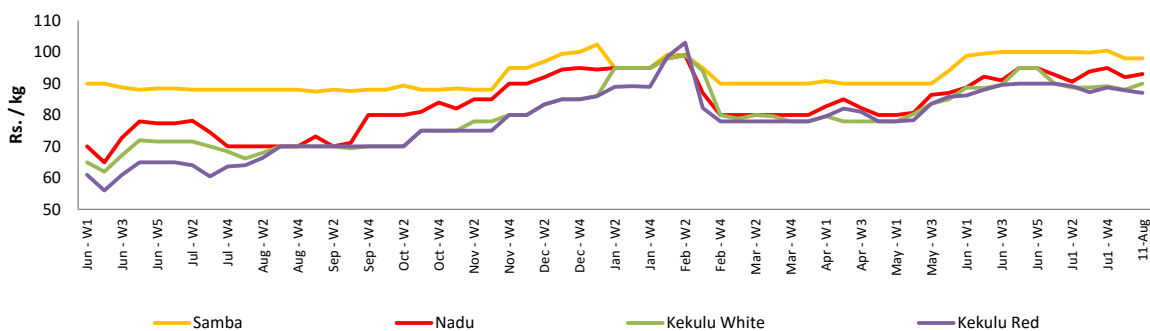


Pettah



Retail Prices

Pettah



Wholesale and Retail Prices of Selected Food Commodities - 2017/08/11

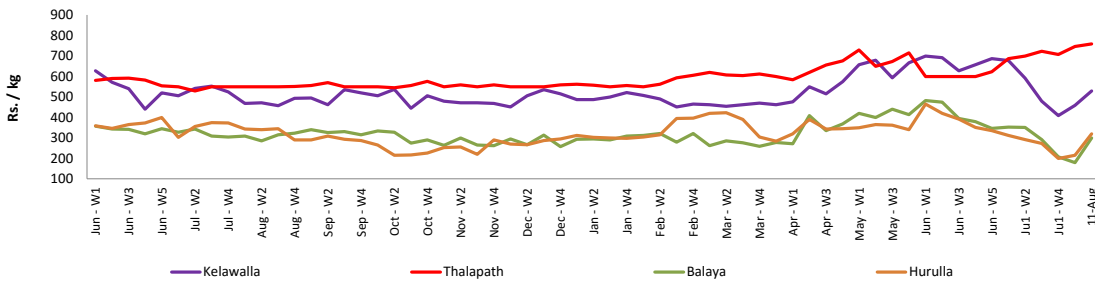
Fish

| Item | Unit | Wholesale | | | | Retail | | | |
|-----------|--------|-------------------------|--------|-------------------------|--------|-------------------------|--------|-------------------------|--------|
| | | Peliyagoda | | Negombo | | Peliyagoda | | Negombo | |
| | | Previous 5 Days Average | Today | Previous 5 Days Average | Today | Previous 5 Days Average | Today | Previous 5 Days Average | Today |
| Kelawalla | Rs./Kg | 530.00 | 530.00 | 470.00 | 600.00 | 836.00 | 820.00 | 652.00 | 850.00 |
| Thalapath | Rs./Kg | 760.00 | 760.00 | 630.00 | 700.00 | 920.00 | 920.00 | 868.00 | 900.00 |
| Balaya | Rs./Kg | 233.00 | 300.00 | 248.00 | 300.00 | 333.00 | 400.00 | 364.00 | 450.00 |
| Paraw | Rs./Kg | 554.00 | 560.00 | 472.00 | 520.00 | 904.00 | 900.00 | 680.00 | 750.00 |
| Salaya | Rs./Kg | 104.00 | 120.00 | 114.00 | 160.00 | 184.00 | 200.00 | 174.00 | 220.00 |
| Hurulla | Rs./Kg | 260.00 | 320.00 | 294.00 | 350.00 | 360.00 | 420.00 | 382.00 | 480.00 |

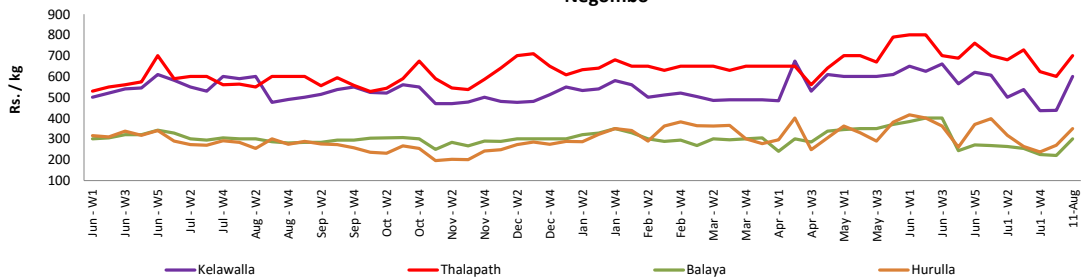
- Price increased by more than 5% compared to previous week average price.
- Price decreased by more than 5% compared to previous week average price.

Wholesale Prices

Peliyagoda

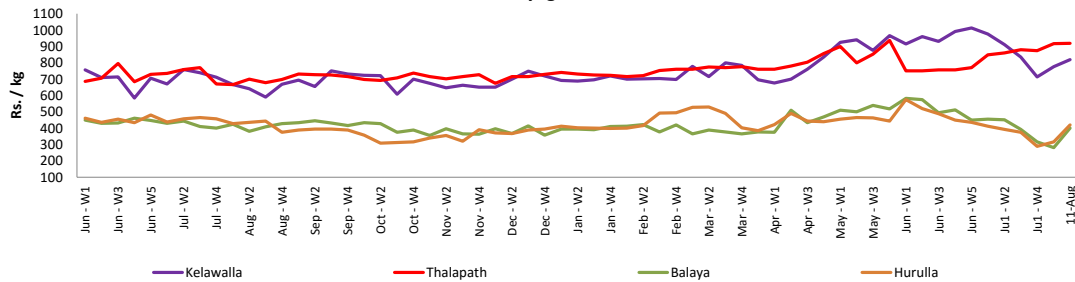


Negombo

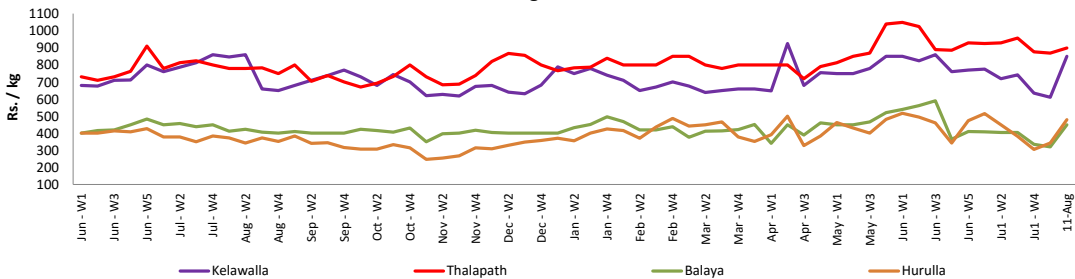


Retail Prices

Peliyagoda



Negombo



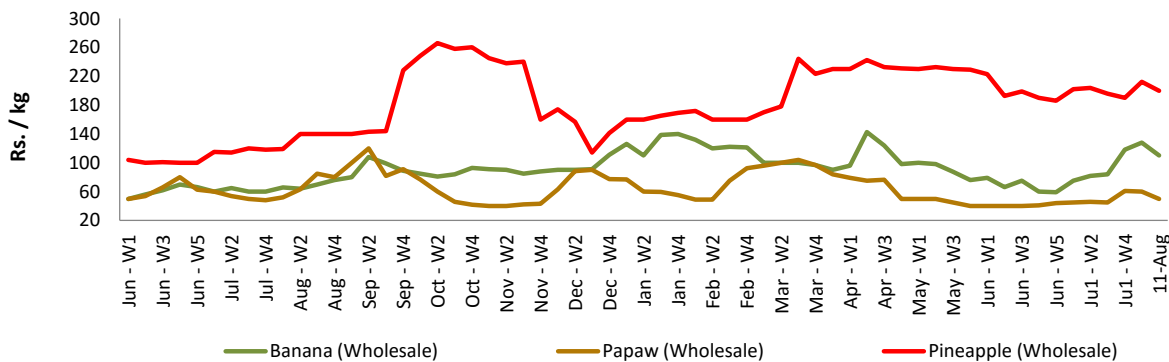
Wholesale and Retail Prices of Selected Food Commodities - 2017/08/11

Fruits

| Item | Unit | Wholesale | | Retail | |
|---------------|--------|-------------------------|--------|-------------------------|--------|
| | | Pettah | | | |
| | | Previous 5 Days Average | Today | Previous 5 Days Average | Today |
| Banana (Sour) | Rs./Kg | 142.00 | 110.00 | 166.00 | 160.00 |
| Papaw | Rs./Kg | 60.00 | 50.00 | 80.00 | 80.00 |
| Pineapple | Rs./Kg | 238.00 | 200.00 | 284.00 | 280.00 |

- Price increased by more than 5% compared to previous week average price.
- Price decreased by more than 5% compared to previous week average price.

Wholesale - Pettah



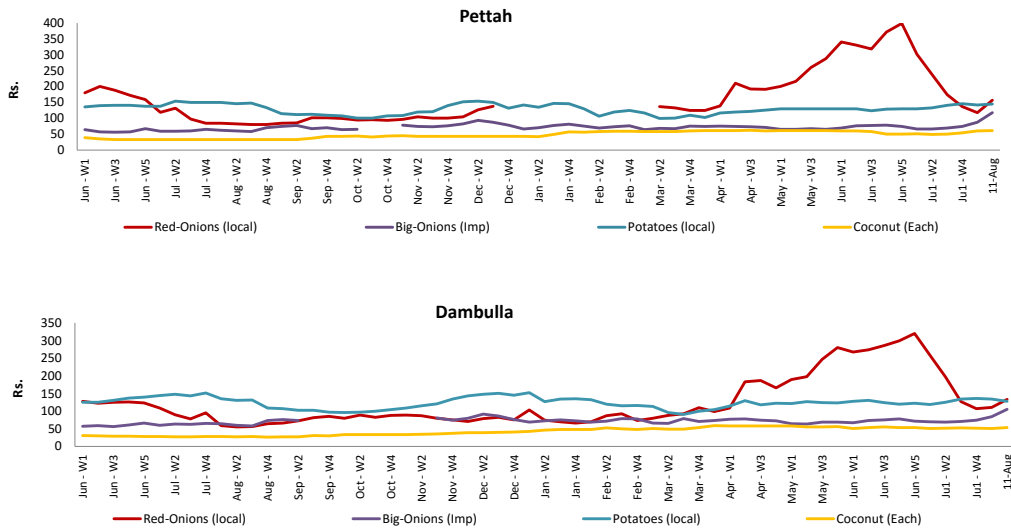
Wholesale and Retail Prices of Selected Food Commodities - 2017/08/11

Other

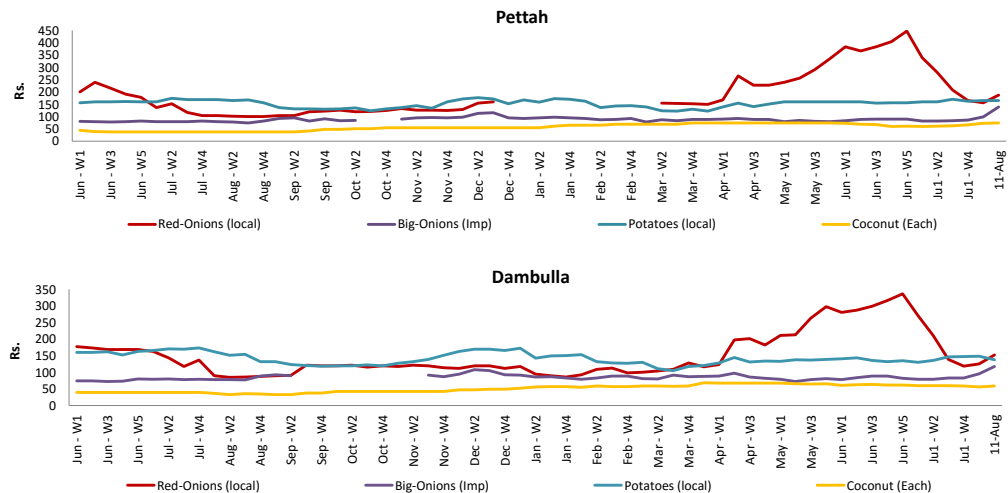
| Item | Unit | Wholesale | | | | Retail | | | |
|----------------------|----------|-------------------------|--------|-------------------------|--------|-------------------------|--------|-------------------------|--------|
| | | Pettah | | Dambulla | | Pettah | | Dambulla | |
| | | Previous 5 Days Average | Today | Previous 5 Days Average | Today | Previous 5 Days Average | Today | Previous 5 Days Average | Today |
| Red-Onions (local) | Rs./Kg | 117.00 | 157.00 | 112.00 | 133.00 | 151.00 | 187.00 | 129.00 | 153.00 |
| Red-Onions (Imp) | Rs./Kg | n.a. | n.a. | n.a. | n.a. | n.a. | n.a. | n.a. | n.a. |
| Big-Onions (local) | Rs./Kg | n.a. | n.a. | 95.00 | n.a. | n.a. | n.a. | 108.00 | n.a. |
| Big-Onions (Imp) | Rs./Kg | 97.00 | 118.00 | 96.00 | 105.00 | 112.00 | 140.00 | 105.00 | 118.00 |
| Potatoes (local) | Rs./Kg | 153.00 | 145.00 | 131.00 | 128.00 | 169.00 | 165.00 | 143.00 | 138.00 |
| Potatoes (Imp) | Rs./Kg | 84.00 | 82.00 | | | 94.00 | 100.00 | | |
| Dried Chillies (Imp) | Rs./Kg | 178.00 | 185.00 | 166.00 | 168.00 | 218.00 | 220.00 | 178.00 | 178.00 |
| Coconut | Rs./Nut | 61.00 | 61.00 | 53.00 | 53.00 | 74.00 | 75.00 | 60.00 | 59.00 |
| Coconut oil | Rs./Ltr | 340.00 | 360.00 | | | 360.00 | 360.00 | | |
| Dhal | Rs./Kg | 133.00 | 132.00 | | | 150.00 | 150.00 | | |
| Sugar | Rs./Kg | 98.00 | 98.00 | | | 105.00 | 103.00 | | |
| Eggs | Rs./Each | 11.80 | 11.00 | | | 12.80 | 11.75 | | |
| Katta | Rs./Kg | 800.00 | 850.00 | | | 850.00 | 900.00 | | |
| Sprats | Rs./Kg | 500.00 | 500.00 | | | 550.00 | 550.00 | | |

- Price increased by more than 5% compared to previous week average price.
- Price decreased by more than 5% compared to previous week average price.

Wholesale Prices



Retail Prices



* Prices of food commodities may vary due to quality and markets among other factors.