

Weekly Summary of Price Developments (From 02 August 2017 to 10 August 2017)



Vegetables

- Prices of most varieties of vegetables decreased in Pettah market while prices in Dambulla market demonstrated mixed movements.



Rice

- Retail prices of rice varieties have settled around current prices exceeding the control price imposed with effect from 17th February 2017.



Fish

- Prices of most varieties of fish increased in both Peliyagoda and Negombo markets due to low supply.



Other

- Prices of Dried Chillies (imported) increased in both Pettah and Dambulla markets.
 - Locally produced Big Onions harvest arrived at the Dambulla market.
-

Wholesale and Retail Prices of Selected Food Commodities - 2017/08/10

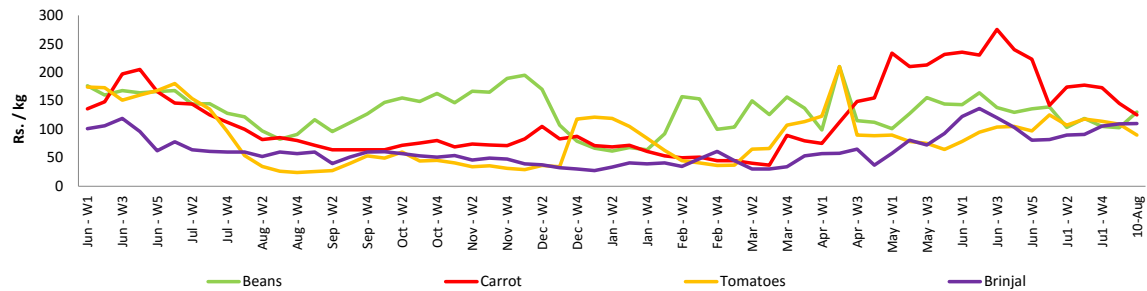
Vegetables

Item	Unit	Wholesale				Retail			
		Pettah		Dambulla		Pettah		Dambulla	
		Previous 5 Days Average	Today	Previous 5 Days Average	Today	Previous 5 Days Average	Today	Previous 5 Days Average	Today
Beans	Rs./Kg	102.00	130.00	118.00	145.00	130.00	150.00	138.00	165.00
Carrot	Rs./Kg	127.00	125.00	145.00	145.00	161.00	145.00	165.00	165.00
Cabbage	Rs./Kg	79.00	60.00	63.00	68.00	109.00	85.00	83.00	88.00
Tomatoes	Rs./Kg	109.00	90.00	89.00	73.00	137.00	110.00	111.00	93.00
Brinjal	Rs./Kg	117.00	110.00	72.00	78.00	149.00	130.00	92.00	100.00
Pumpkin	Rs./Kg	70.00	55.00	64.00	48.00	94.00	75.00	85.00	68.00
Snake gourd	Rs./Kg	117.00	110.00	64.00	73.00	141.00	130.00	83.00	93.00

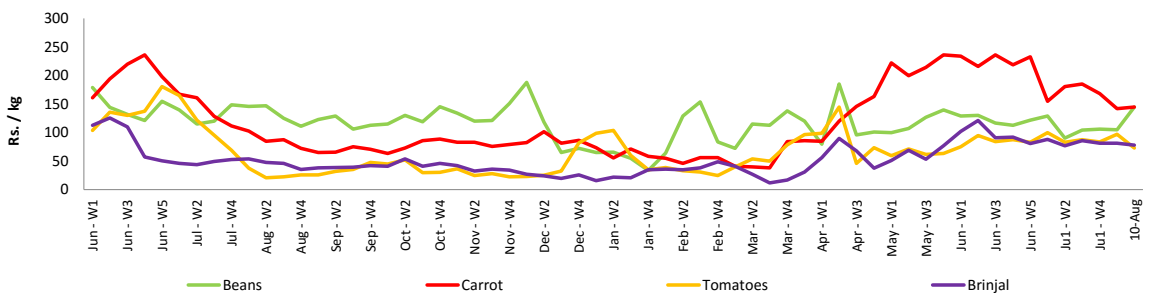
- Price increased by more than 5% compared to previous week average price.
- Price decreased by more than 5% compared to previous week average price.

Wholesale Prices

Pettah

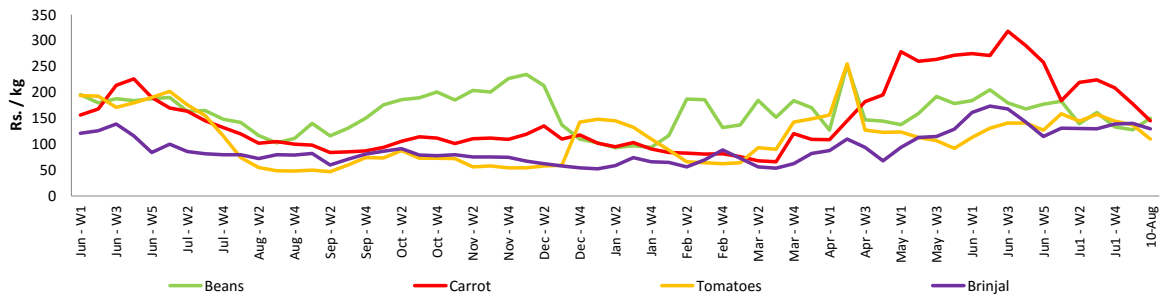


Dambulla

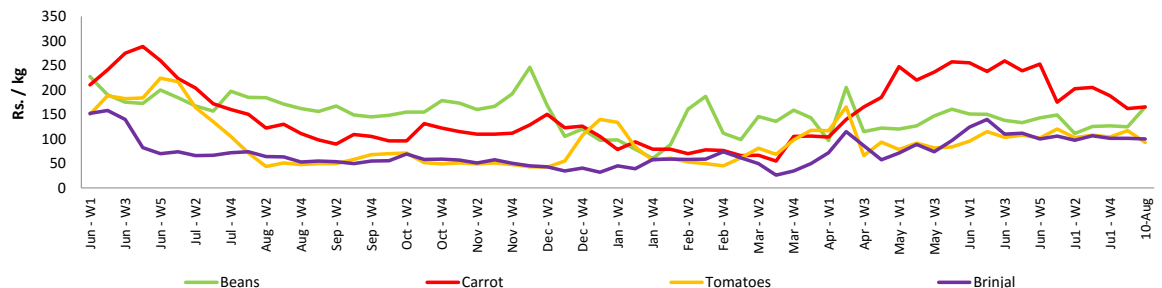


Retail Prices

Pettah



Dambulla



Wholesale and Retail Prices of Selected Food Commodities - 2017/08/10

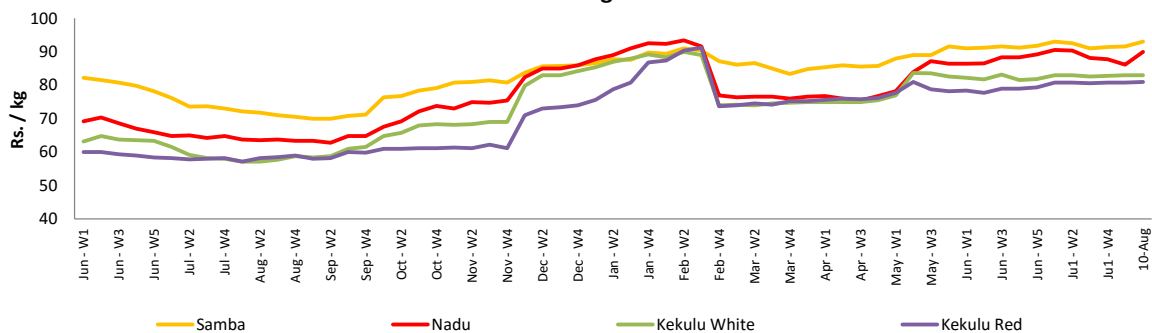
Rice

Item	Unit	Wholesale				Retail	
		Maradagahamula		Pettah		Pettah	
		Previous 5 Days		Previous 5 Days		Previous 5 Days	
		Average	Today	Average	Today	Average	Today
Samba	Rs./Kg	92.00	93.00	93.00	93.00	98.00	98.00
Nadu	Rs./Kg	87.00	90.00	84.00	83.00	91.00	90.00
Kekulu White	Rs./Kg	83.00	83.00	83.00	82.00	88.00	90.00
Kekulu Red	Rs./Kg	81.00	81.00	79.00	79.00	88.00	88.00

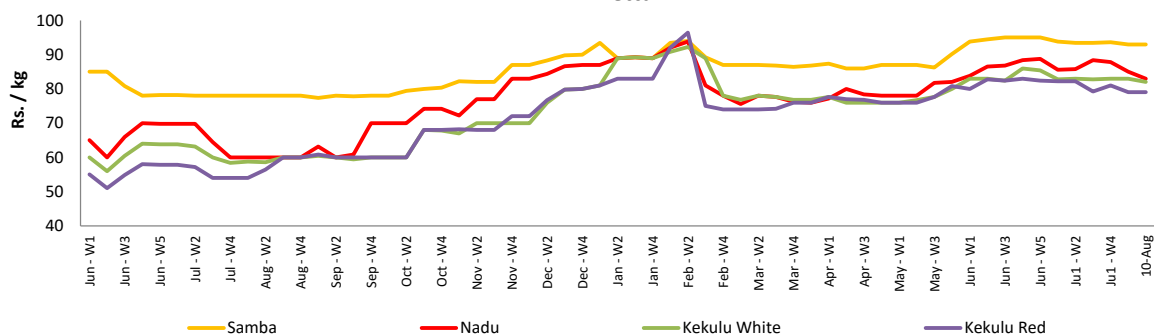
- Price increased by more than 5% compared to previous week average price.
- Price decreased by more than 5% compared to previous week average price.

Wholesale Prices

Marandagahamula

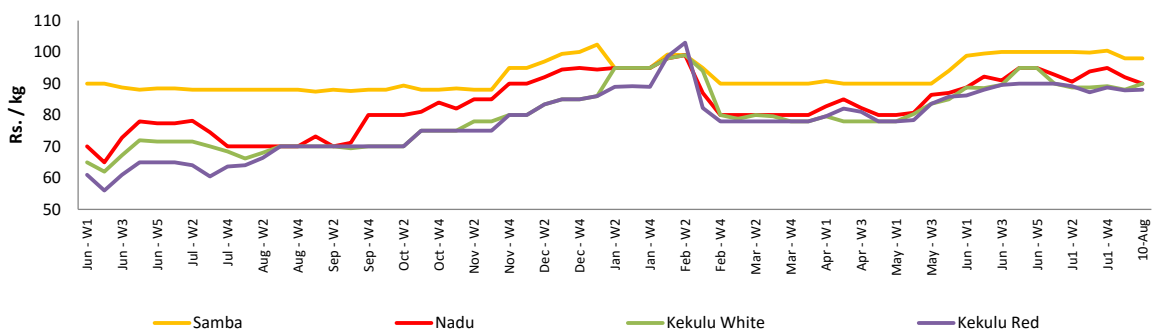


Pettah



Retail Prices

Pettah



Wholesale and Retail Prices of Selected Food Commodities - 2017/08/10

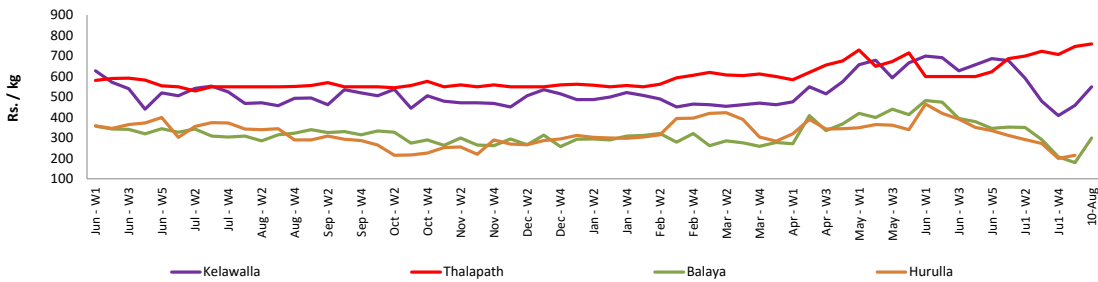
Fish

Item	Unit	Wholesale				Retail			
		Peliyagoda		Negombo		Peliyagoda		Negombo	
		Previous 5 Days Average	Today	Previous 5 Days Average	Today	Previous 5 Days Average	Today	Previous 5 Days Average	Today
Kelawalla	Rs./Kg	520.00	550.00	454.00	530.00	816.00	860.00	628.00	750.00
Thalapath	Rs./Kg	758.00	760.00	620.00	650.00	926.00	920.00	862.00	880.00
Balaya	Rs./Kg	193.00	300.00	238.00	270.00	293.00	400.00	348.00	400.00
Paraw	Rs./Kg	550.00	570.00	448.00	520.00	900.00	920.00	660.00	750.00
Salaya	Rs./Kg	108.00	120.00	110.00	130.00	186.00	200.00	168.00	200.00
Hurulla	Rs./Kg	252.00	n.a.	290.00	320.00	352.00	n.a.	382.00	400.00

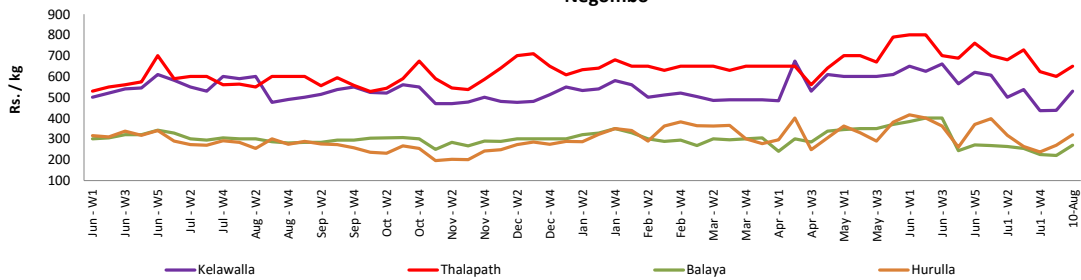
- Price increased by more than 5% compared to previous week average price.
- Price decreased by more than 5% compared to previous week average price.

Wholesale Prices

Peliyagoda

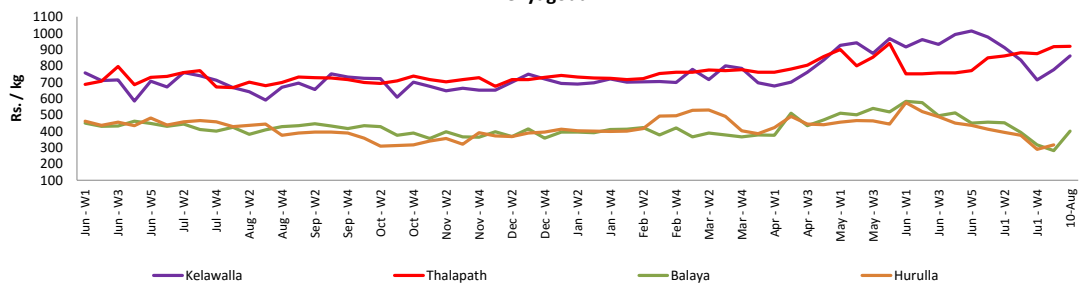


Negombo

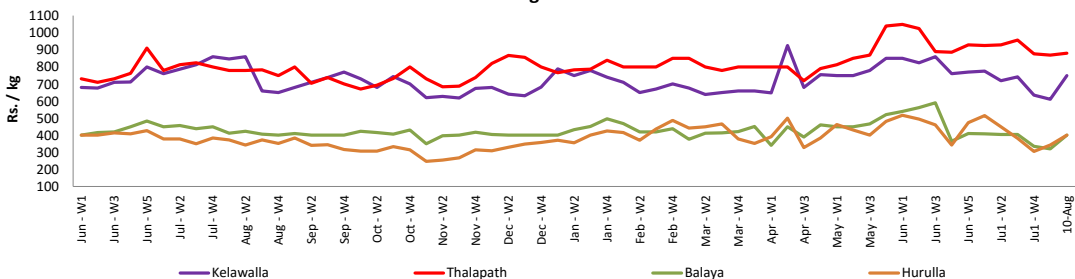


Retail Prices

Peliyagoda



Negombo



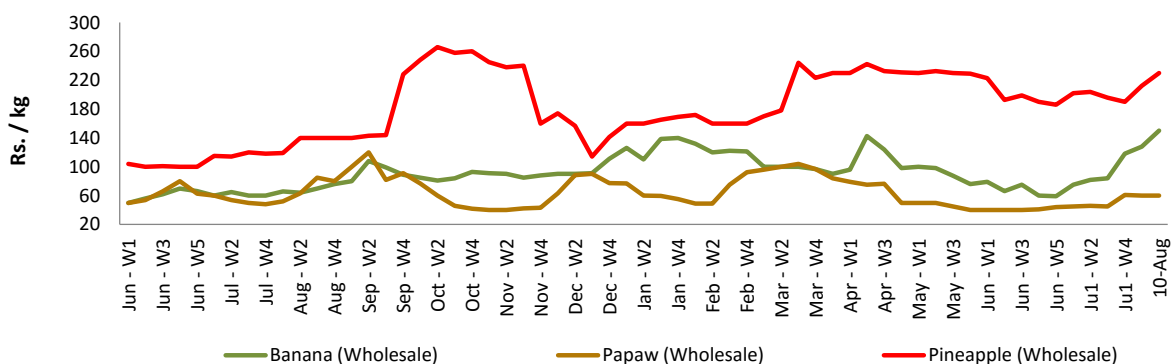
Wholesale and Retail Prices of Selected Food Commodities - 2017/08/10

Fruits

Item	Unit	Wholesale		Retail	
		Pettah			
		Previous 5 Days Average	Today	Previous 5 Days Average	Today
Banana (Sour)	Rs./Kg	138.00	150.00	164.00	170.00
Papaw	Rs./Kg	60.00	60.00	80.00	80.00
Pineapple	Rs./Kg	230.00	230.00	280.00	260.00

- Price increased by more than 5% compared to previous week average price.
- Price decreased by more than 5% compared to previous week average price.

Wholesale - Pettah



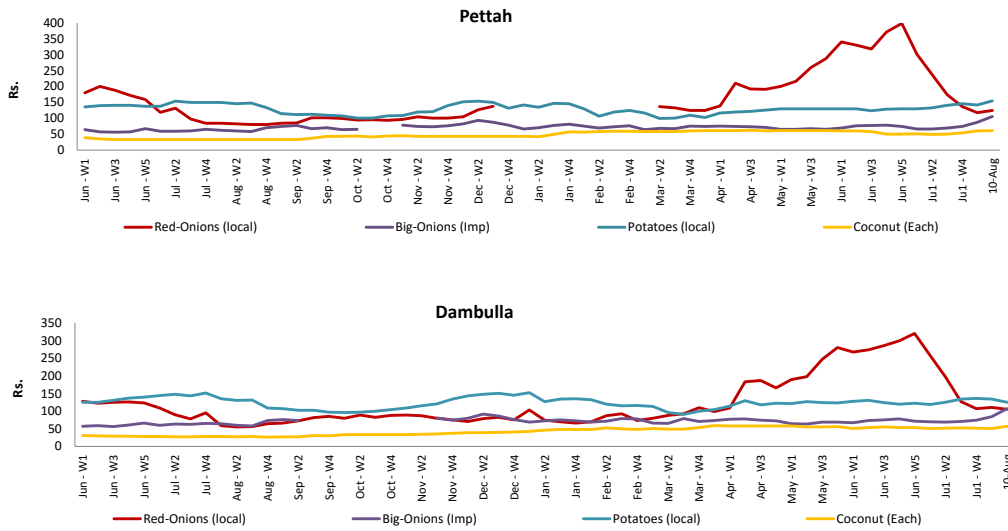
Wholesale and Retail Prices of Selected Food Commodities - 2017/08/10

Other

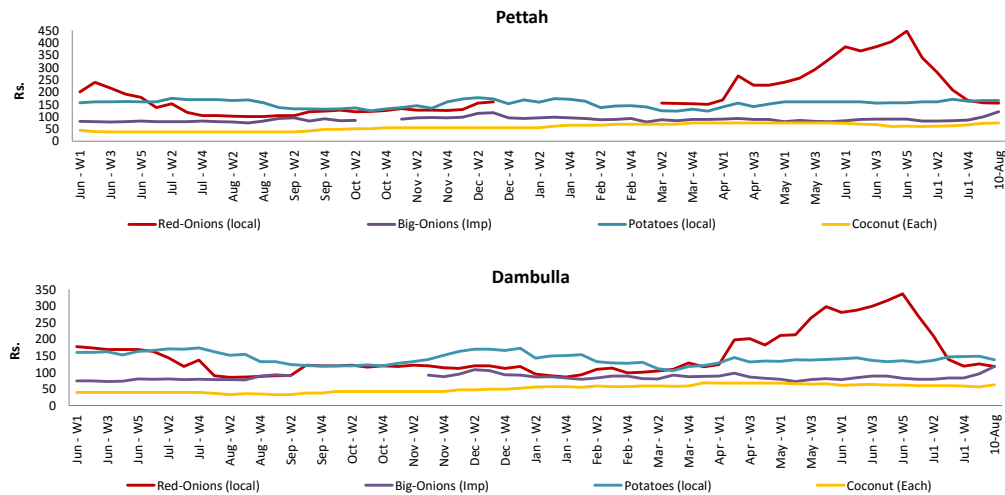
Item	Unit	Wholesale				Retail			
		Pettah		Dambulla		Pettah		Dambulla	
		Previous 5 Days Average	Today	Previous 5 Days Average	Today	Previous 5 Days Average	Today	Previous 5 Days Average	Today
Red-Onions (local)	Rs./Kg	114.00	125.00	112.00	105.00	150.00	155.00	130.00	118.00
Red-Onions (Imp)	Rs./Kg	n.a.	n.a.	n.a.	n.a.	n.a.	n.a.	n.a.	n.a.
Big-Onions (local)	Rs./Kg	n.a.	n.a.	n.a.	95.00	n.a.	n.a.	n.a.	108.00
Big-Onions (Imp)	Rs./Kg	93.00	105.00	91.00	107.00	107.00	120.00	101.00	118.00
Potatoes (local)	Rs./Kg	152.00	155.00	133.00	125.00	170.00	165.00	145.00	138.00
Potatoes (Imp)	Rs./Kg	85.00	80.00			95.00	98.00		
Dried Chillies (Imp)	Rs./Kg	174.00	190.00	162.00	175.00	214.00	230.00	174.00	188.00
Coconut	Rs./Nut	61.00	61.00	52.00	57.00	74.00	75.00	58.00	63.00
Coconut oil	Rs./Ltr	340.00	340.00			360.00	360.00		
Dhal	Rs./Kg	133.00	133.00			150.00	150.00		
Sugar	Rs./Kg	98.00	96.00			105.00	105.00		
Eggs	Rs./Each	12.20	11.00			13.20	12.00		
Katta	Rs./Kg	800.00	800.00			850.00	850.00		
Sprats	Rs./Kg	500.00	500.00			550.00	550.00		

- Price increased by more than 5% compared to previous week average price.
- Price decreased by more than 5% compared to previous week average price.

Wholesale Prices



Retail Prices



* Prices of food commodities may vary due to quality and markets among other factors.