

## Weekly Summary of Price Developments (From 01 August 2017 to 09 August 2017)



---

### Vegetables

---

- Prices of most varieties of vegetables demonstrated mixed movements in both Pettah and Dambulla markets.



---

### Rice

---

- Retail price of rice varieties have settled around current prices exceeding the control price imposed with effect from 17th February 2017.



---

### Fish

---

- Prices of most varieties of fish increased in both Peliyagoda and Negombo markets due to low supply caused by windy conditions prevailing.



---

### Fruits

---

- Price of Banana (Sour) increased in Pettah market due to low supply.



---

### Other

---

- Prices of Egg decreased in Pettah Market due to low demand.
-

# Wholesale and Retail Prices of Selected Food Commodities - 2017/08/09

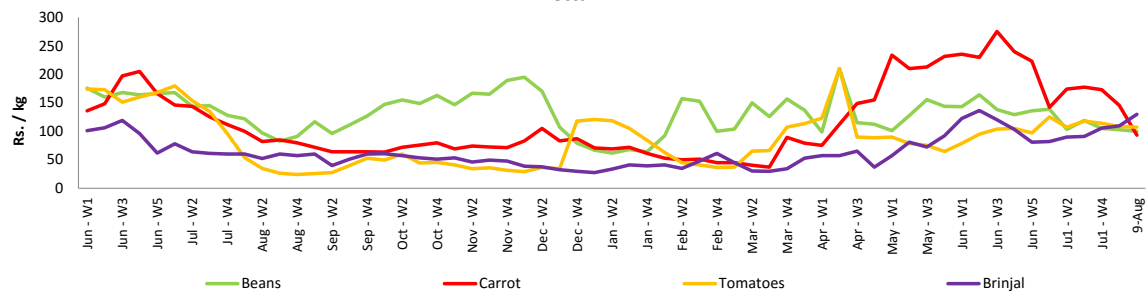
## Vegetables

Item	Unit	Wholesale				Retail			
		Pettah		Dambulla		Pettah		Dambulla	
		Previous 5 Days Average	Today	Previous 5 Days Average	Today	Previous 5 Days Average	Today	Previous 5 Days Average	Today
Beans	Rs./Kg	103.00	100.00	110.00	155.00	127.00	140.00	130.00	175.00
Carrot	Rs./Kg	135.00	93.00	149.00	125.00	167.00	133.00	169.00	145.00
Cabbage	Rs./Kg	83.00	67.00	66.00	55.00	110.00	100.00	86.00	75.00
Tomatoes	Rs./Kg	108.00	107.00	93.00	85.00	136.00	140.00	113.00	113.00
Brinjal	Rs./Kg	113.00	130.00	74.00	85.00	143.00	167.00	94.00	105.00
Pumpkin	Rs./Kg	72.00	65.00	69.00	50.00	98.00	90.00	89.00	73.00
Snake gourd	Rs./Kg	118.00	113.00	65.00	65.00	142.00	140.00	85.00	85.00

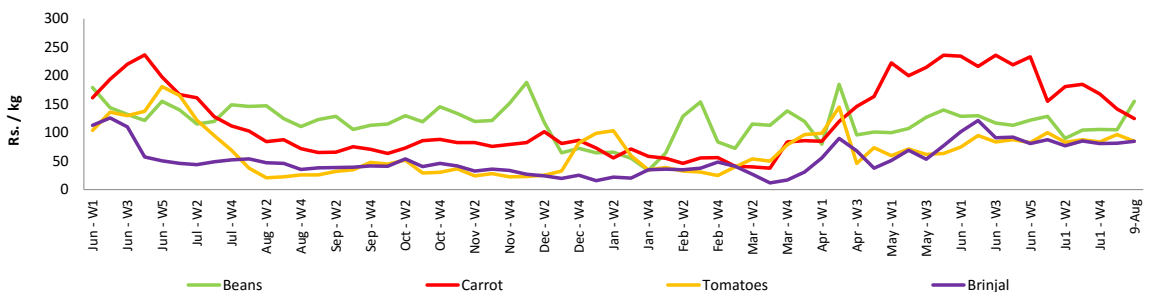
- Price increased by more than 5% compared to previous week average price.
- Price decreased by more than 5% compared to previous week average price.

### Wholesale Prices

#### Pettah

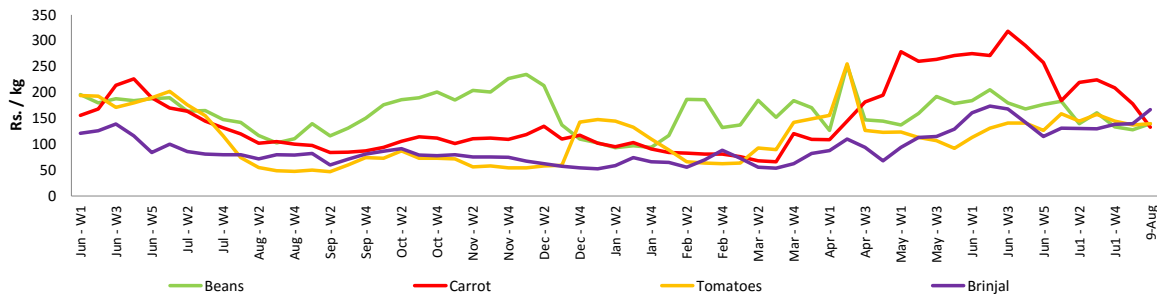


#### Dambulla

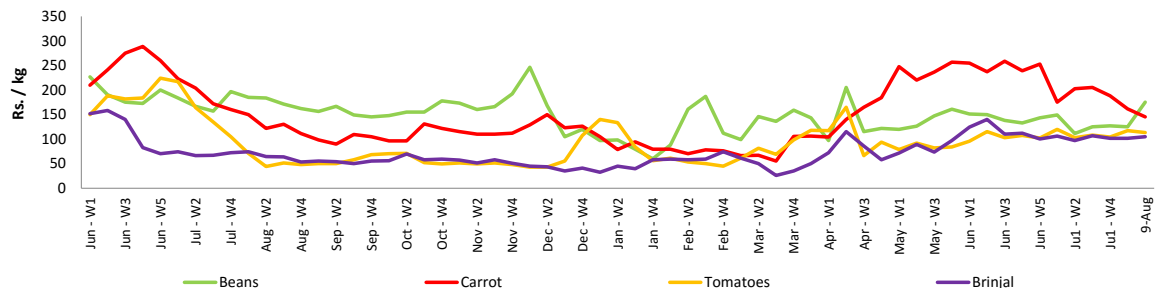


### Retail Prices

#### Pettah



#### Dambulla



# Wholesale and Retail Prices of Selected Food Commodities - 2017/08/09

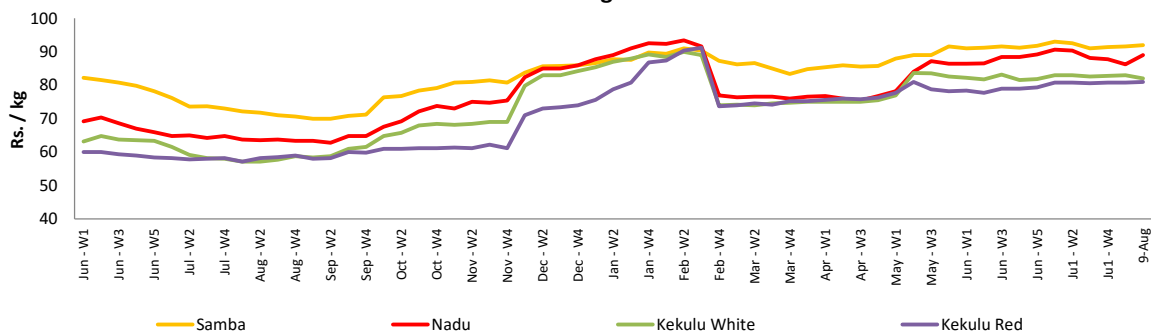
## Rice

Item	Unit	Wholesale				Retail	
		Maradagahamula		Pettah		Pettah	
		Previous 5 Days		Previous 5 Days		Previous 5 Days	
		Average	Today	Average	Today	Average	Today
Samba	Rs./Kg	92.00	92.00	93.00	93.00	98.00	98.00
Nadu	Rs./Kg	87.00	89.00	85.00	83.00	94.00	90.00
Kekulu White	Rs./Kg	83.00	82.00	83.00	82.00	88.00	90.00
Kekulu Red	Rs./Kg	81.00	81.00	79.00	79.00	88.00	88.00

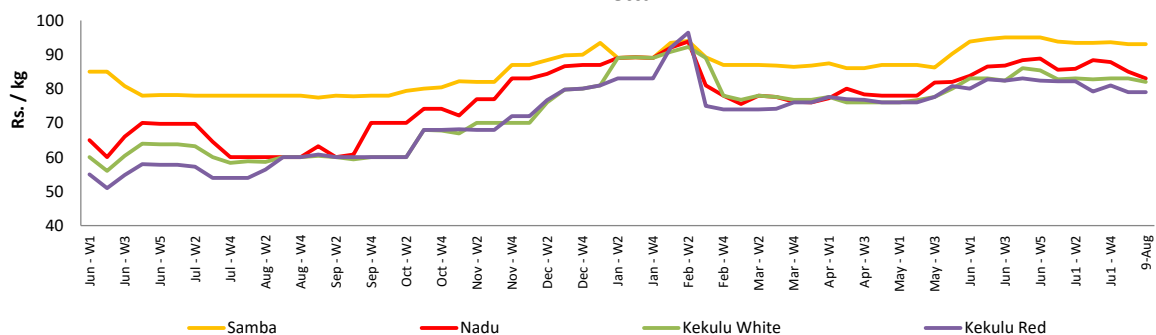
- Price increased by more than 5% compared to previous week average price.
- Price decreased by more than 5% compared to previous week average price.

### Wholesale Prices

#### Marandagahamula

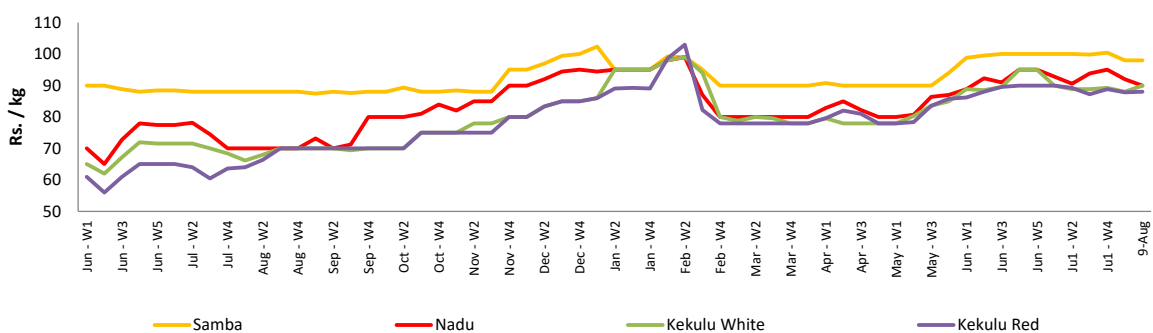


#### Pettah



### Retail Prices

#### Pettah



# Wholesale and Retail Prices of Selected Food Commodities - 2017/08/09

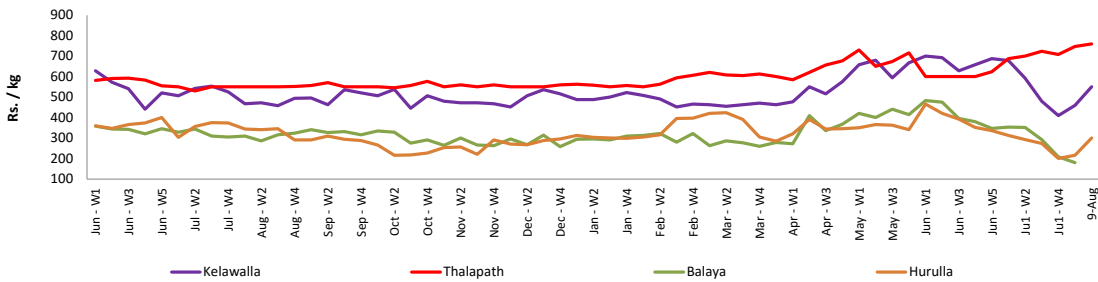
## Fish

Item	Unit	Wholesale				Retail			
		Peliyagoda		Negombo		Peliyagoda		Negombo	
		Previous 5 Days Average	Today	Previous 5 Days Average	Today	Previous 5 Days Average	Today	Previous 5 Days Average	Today
Kelawalla	Rs./Kg	490.00	550.00	444.00	500.00	796.00	860.00	614.00	700.00
Thalapath	Rs./Kg	758.00	760.00	610.00	650.00	928.00	920.00	866.00	880.00
Balaya	Rs./Kg	185.00	n.a.	228.00	270.00	285.00	n.a.	332.00	400.00
Paraw	Rs./Kg	550.00	550.00	424.00	520.00	900.00	900.00	640.00	750.00
Salaya	Rs./Kg	98.00	120.00	108.00	120.00	174.00	200.00	166.00	180.00
Hurulla	Rs./Kg	236.00	300.00	280.00	320.00	336.00	400.00	362.00	400.00

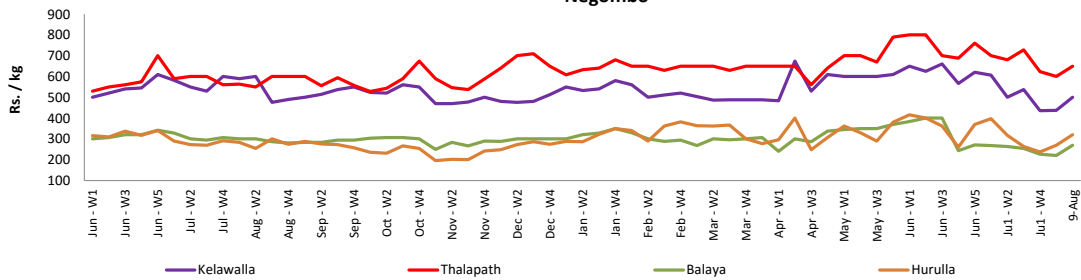
- Price increased by more than 5% compared to previous week average price.
- Price decreased by more than 5% compared to previous week average price.

### Wholesale Prices

#### Peliyagoda

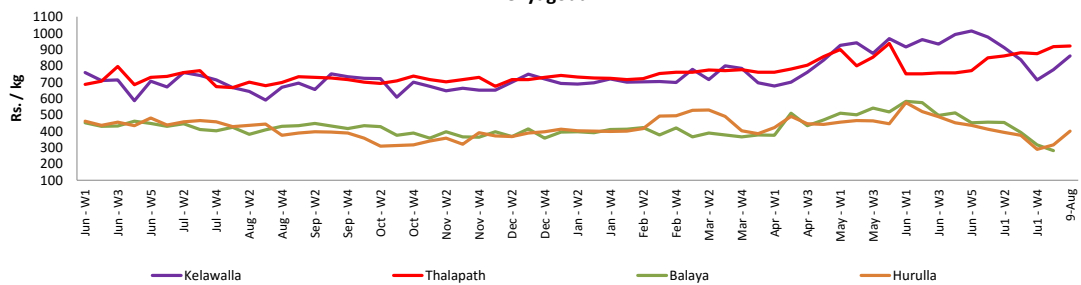


#### Negombo

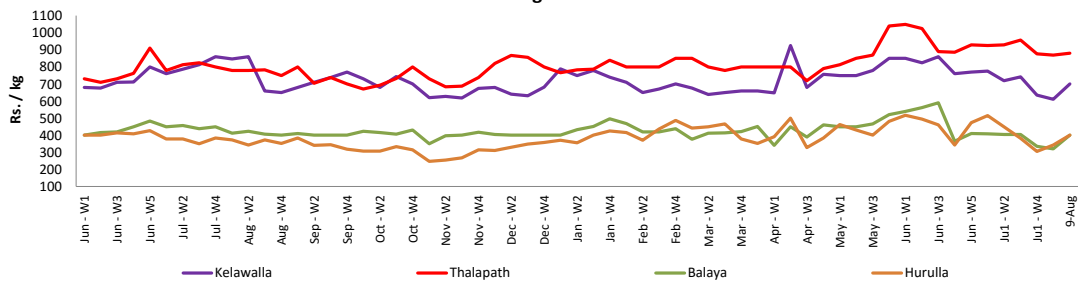


### Retail Prices

#### Peliyagoda



#### Negombo



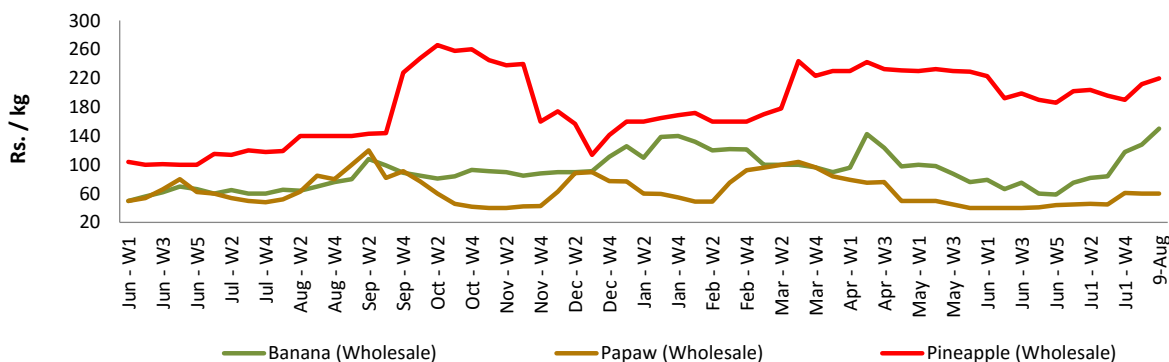
## Wholesale and Retail Prices of Selected Food Commodities - 2017/08/09

### Fruits

Item	Unit	Wholesale		Retail	
		Pettah			
		Previous 5 Days Average	Today	Previous 5 Days Average	Today
Banana (Sour)	Rs./Kg	134.00	150.00	162.00	170.00
Papaw	Rs./Kg	60.00	60.00	80.00	80.00
Pineapple	Rs./Kg	224.00	220.00	276.00	260.00

- Price increased by more than 5% compared to previous week average price.
- Price decreased by more than 5% compared to previous week average price.

#### Wholesale - Pettah



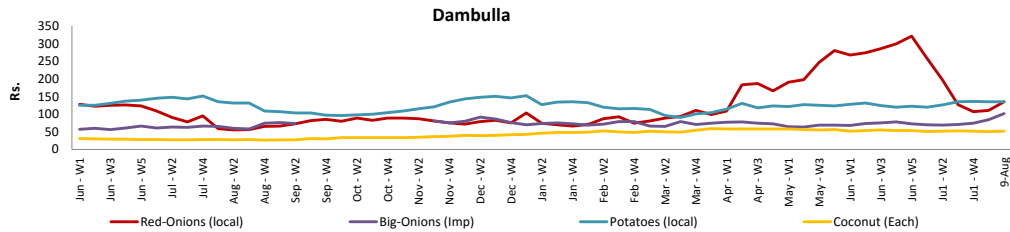
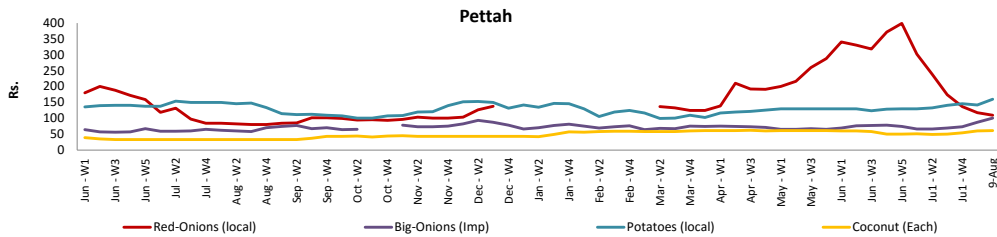
## Wholesale and Retail Prices of Selected Food Commodities - 2017/08/09

### Other

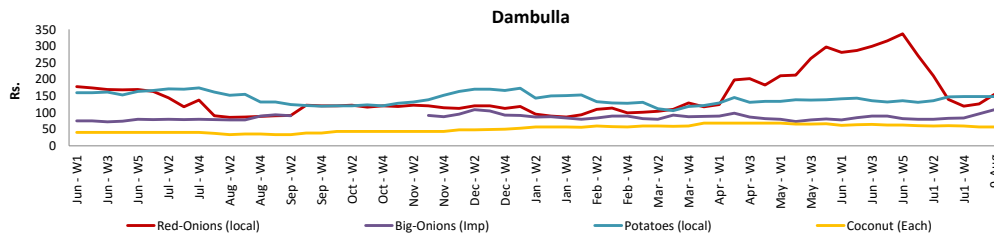
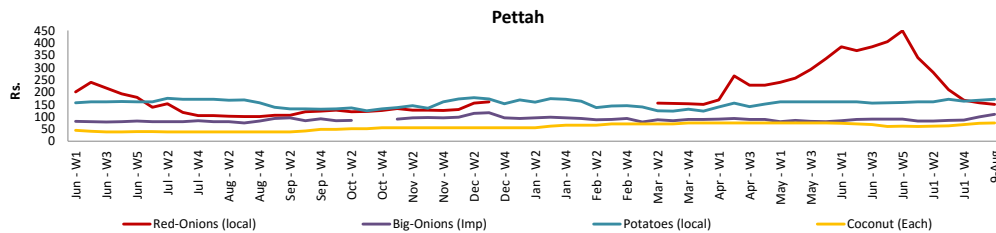
Item	Unit	Wholesale				Retail			
		Pettah		Dambulla		Pettah		Dambulla	
		Previous 5 Days Average	Today	Previous 5 Days Average	Today	Previous 5 Days Average	Today	Previous 5 Days Average	Today
Red-Onions (local)	Rs./Kg	120.00	110.00	110.00	135.00	154.00	150.00	126.00	155.00
Red-Onions (Imp)	Rs./Kg	n.a.	n.a.	n.a.	n.a.	n.a.	n.a.	n.a.	n.a.
Big-Onions (local)	Rs./Kg	n.a.	n.a.	n.a.	n.a.	n.a.	n.a.	n.a.	n.a.
Big-Onions (Imp)	Rs./Kg	90.00	100.00	88.00	101.00	104.00	110.00	98.00	109.00
Potatoes (local)	Rs./Kg	146.00	160.00	133.00	135.00	168.00	170.00	146.00	148.00
Potatoes (Imp)	Rs./Kg	87.00	80.00			97.00	95.00		
Dried Chillies (Imp)	Rs./Kg	170.00	190.00	160.00	165.00	208.00	230.00	172.00	178.00
Coconut	Rs./Nut	61.00	61.00	52.00	51.00	73.00	75.00	58.00	57.00
Coconut oil	Rs./Ltr	336.00	340.00			356.00	360.00		
Dhal	Rs./Kg	133.00	133.00			150.00	150.00		
Sugar	Rs./Kg	98.00	98.00			105.00	105.00		
Eggs	Rs./Each	12.60	11.00			13.60	12.00		
Katta	Rs./Kg	800.00	800.00			850.00	850.00		
Sprats	Rs./Kg	500.00	500.00			550.00	550.00		

- Price increased by more than 5% compared to previous week average price.
- Price decreased by more than 5% compared to previous week average price.

### Wholesale Prices



### Retail Prices



\* Prices of food commodities may vary due to quality and markets among other factors.