

Weekly Summary of Price Developments (From 31 July 2017 to 08 August 2017)



Vegetables

- Prices of most varieties of vegetables demonstrated mixed movements in both Pettah and Dambulla markets.



Rice

- Retail price of rice varieties have settled around current prices exceeding the control price imposed with effect from 17th February 2017.



Fish

- Prices of most varieties of fish increased in both Peliyagoda and Negombo markets due low supply caused by windy conditions prevailing.



Fruits

- Price of Pineapple and Banana (Sour) increased significantly in Pettah market due to low supply.



Other

- Prices of Egg decreased in Pettah Market due to low demand.
-

Wholesale and Retail Prices of Selected Food Commodities - 2017/08/08

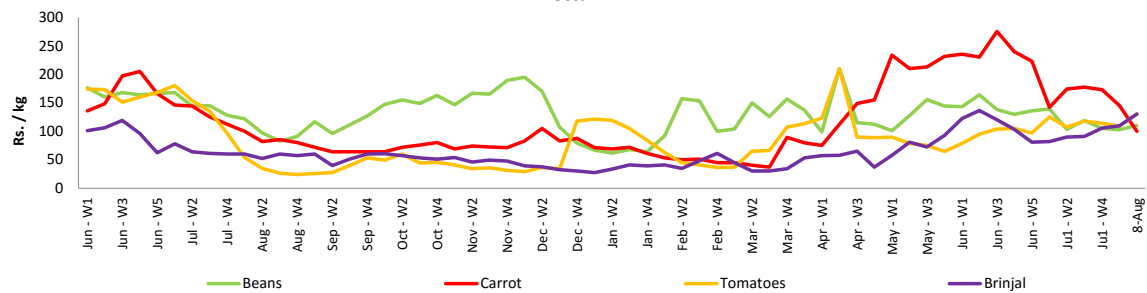
Vegetables

Item	Unit	Wholesale				Retail			
		Pettah		Dambulla		Pettah		Dambulla	
		Previous 5 Days Average	Today	Previous 5 Days Average	6-Aug	Previous 5 Days Average	Today	Previous 5 Days Average	6-Aug
Beans	Rs./Kg	103.00	110.00	105.00	138.00	128.00	130.00	125.00	158.00
Carrot	Rs./Kg	145.00	100.00	142.00	153.00	178.00	120.00	162.00	173.00
Cabbage	Rs./Kg	83.00	90.00	66.00	68.00	111.00	110.00	86.00	88.00
Tomatoes	Rs./Kg	109.00	130.00	97.00	75.00	137.00	150.00	117.00	95.00
Brinjal	Rs./Kg	109.00	130.00	82.00	65.00	140.00	150.00	102.00	85.00
Pumpkin	Rs./Kg	82.00	65.00	81.00	43.00	106.00	85.00	101.00	63.00
Snake gourd	Rs./Kg	120.00	120.00	69.00	55.00	143.00	140.00	89.00	75.00

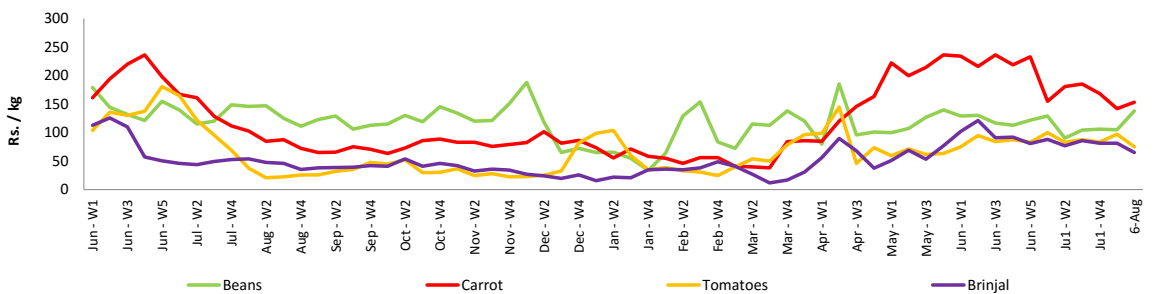
- Price increased by more than 5% compared to previous week average price.
- Price decreased by more than 5% compared to previous week average price.

Wholesale Prices

Pettah

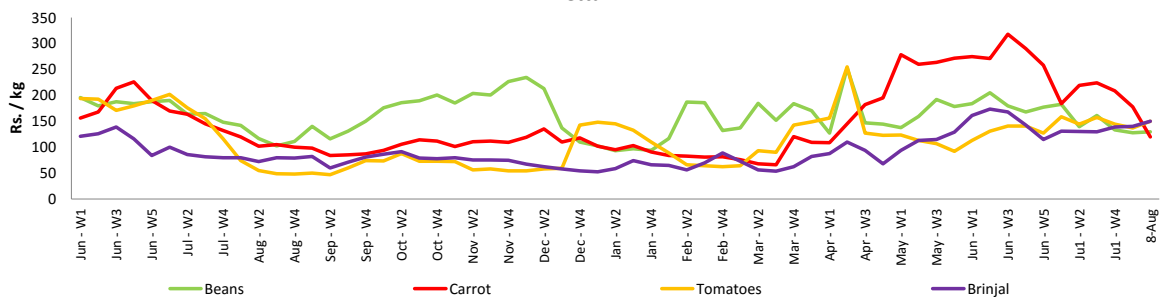


Dambulla

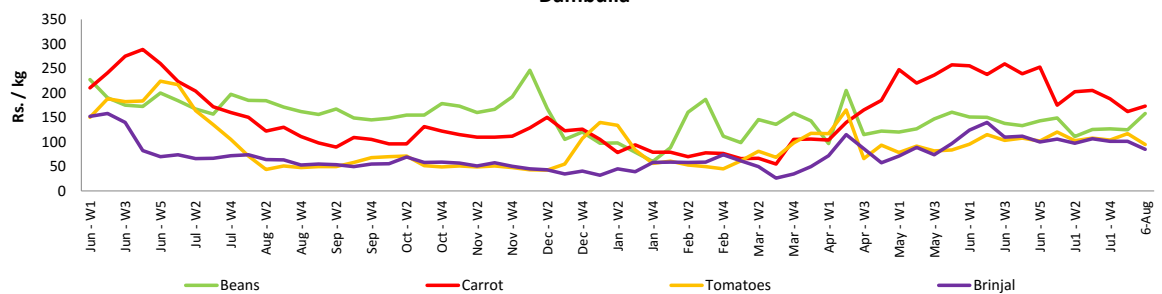


Retail Prices

Pettah



Dambulla



Wholesale and Retail Prices of Selected Food Commodities - 2017/08/08

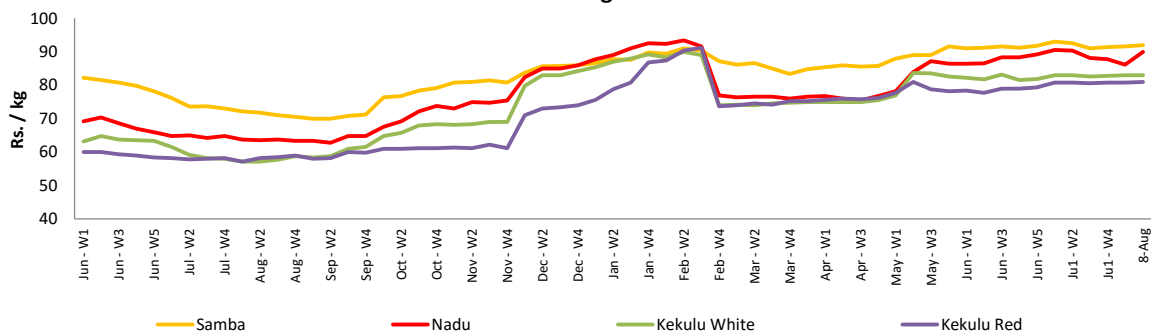
Rice

Item	Unit	Wholesale				Retail	
		Maradagahamula		Pettah		Pettah	
		Previous 5		Previous 5		Previous 5	
		Days Average	Today	Days Average	Today	Days Average	Today
Samba	Rs./Kg	92.00	92.00	93.00	93.00	98.00	98.00
Nadu	Rs./Kg	86.00	90.00	85.00	83.00	92.00	90.00
Kekulu White	Rs./Kg	83.00	83.00	83.00	83.00	88.00	88.00
Kekulu Red	Rs./Kg	81.00	81.00	79.00	79.00	88.00	87.00

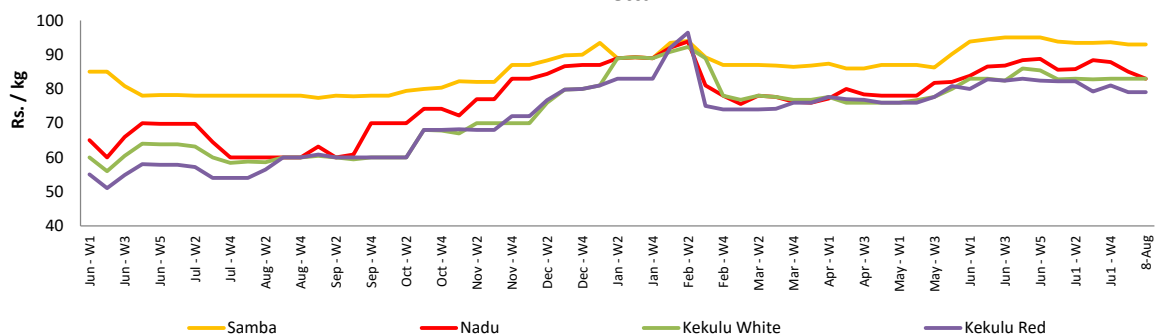
- Price increased by more than 5% compared to previous week average price.
- Price decreased by more than 5% compared to previous week average price.

Wholesale Prices

Maradagahamula

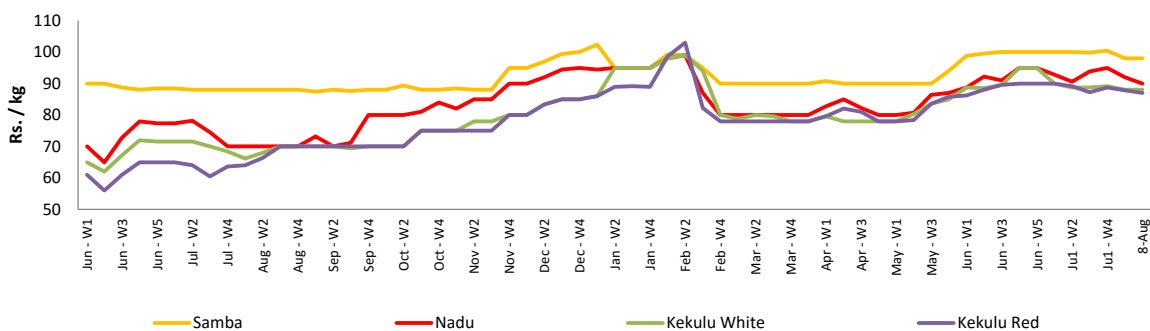


Pettah



Retail Prices

Pettah



Wholesale and Retail Prices of Selected Food Commodities - 2017/08/08

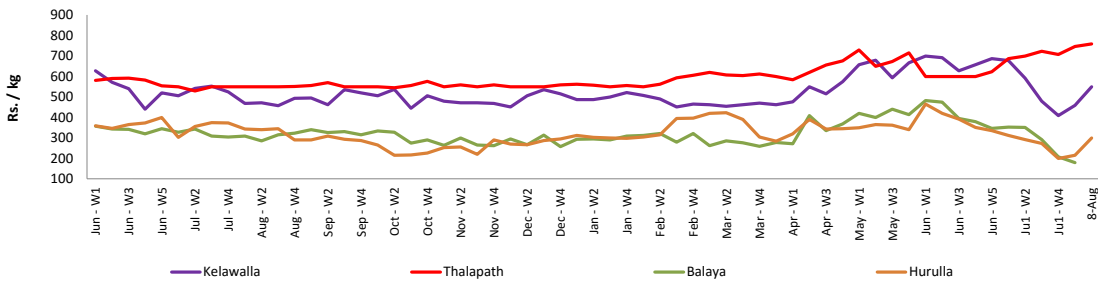
Fish

Item	Unit	Wholesale				Retail			
		Peliyagoda		Negombo		Peliyagoda		Negombo	
		Previous 5 Days Average	Today	Previous 5 Days Average	Today	Previous 5 Days Average	Today	Previous 5 Days Average	Today
Kelawalla	Rs./Kg	460.00	550.00	438.00	480.00	776.00	860.00	610.00	650.00
Thalapath	Rs./Kg	748.00	760.00	600.00	650.00	918.00	920.00	870.00	880.00
Balaya	Rs./Kg	180.00	n.a.	220.00	260.00	280.00	n.a.	320.00	380.00
Paraw	Rs./Kg	550.00	550.00	414.00	450.00	900.00	900.00	640.00	650.00
Salaya	Rs./Kg	86.00	120.00	108.00	110.00	162.00	200.00	166.00	170.00
Hurulla	Rs./Kg	216.00	300.00	270.00	320.00	316.00	400.00	342.00	400.00

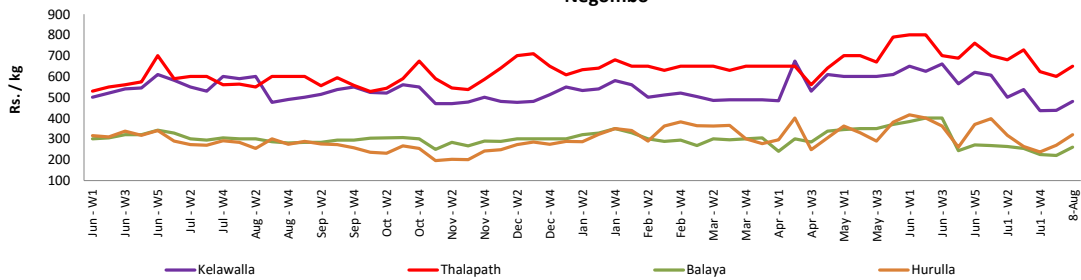
- Price increased by more than 5% compared to previous week average price.
- Price decreased by more than 5% compared to previous week average price.

Wholesale Prices

Peliyagoda

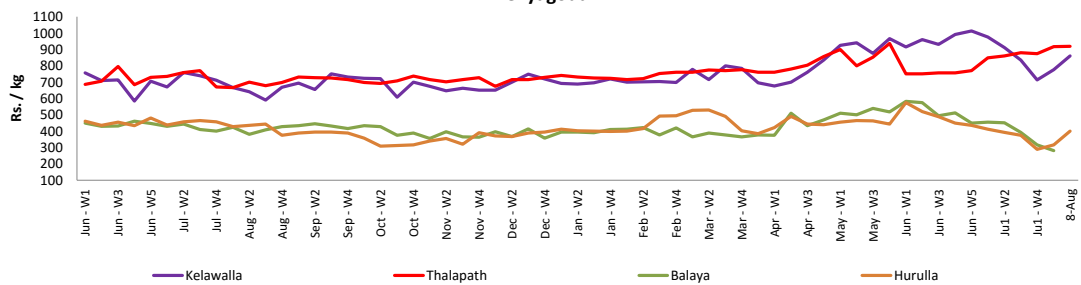


Negombo

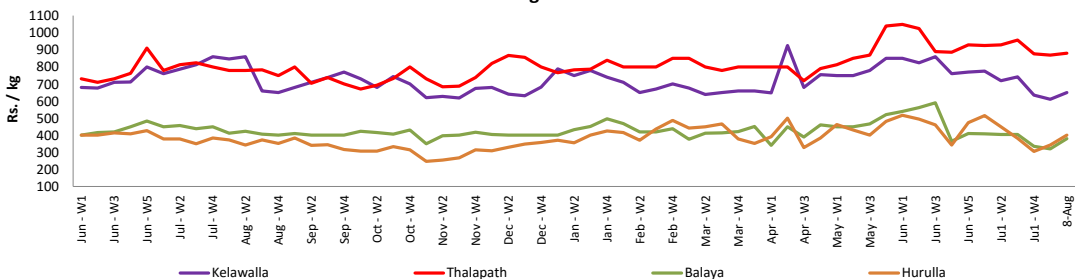


Retail Prices

Peliyagoda



Negombo



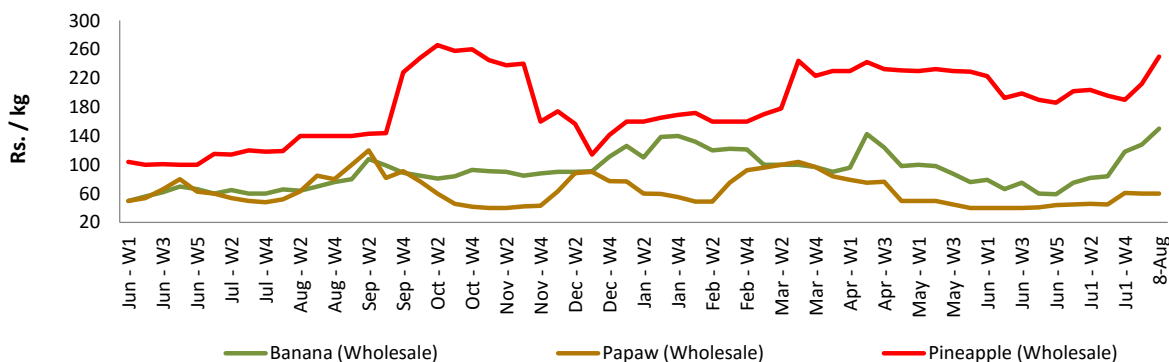
Wholesale and Retail Prices of Selected Food Commodities - 2017/08/08

Fruits

Item	Unit	Wholesale		Retail	
		Pettah			
		Previous 5 Days Average	Today	Previous 5 Days Average	Today
Banana (Sour)	Rs./Kg	128.00	150.00	160.00	170.00
Papaw	Rs./Kg	60.00	60.00	80.00	80.00
Pineapple	Rs./Kg	212.00	250.00	266.00	300.00

- Price increased by more than 5% compared to previous week average price.
- Price decreased by more than 5% compared to previous week average price.

Wholesale - Pettah



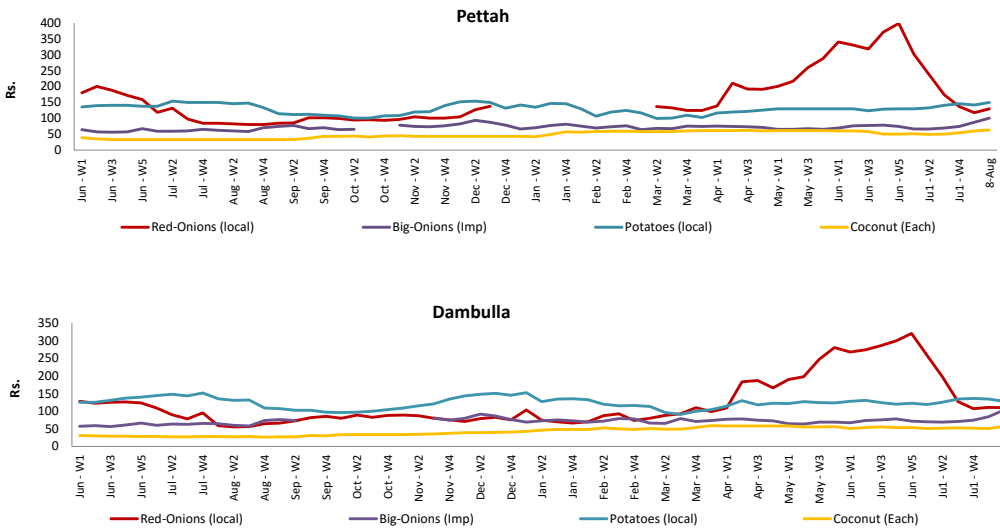
Wholesale and Retail Prices of Selected Food Commodities - 2017/08/08

Other

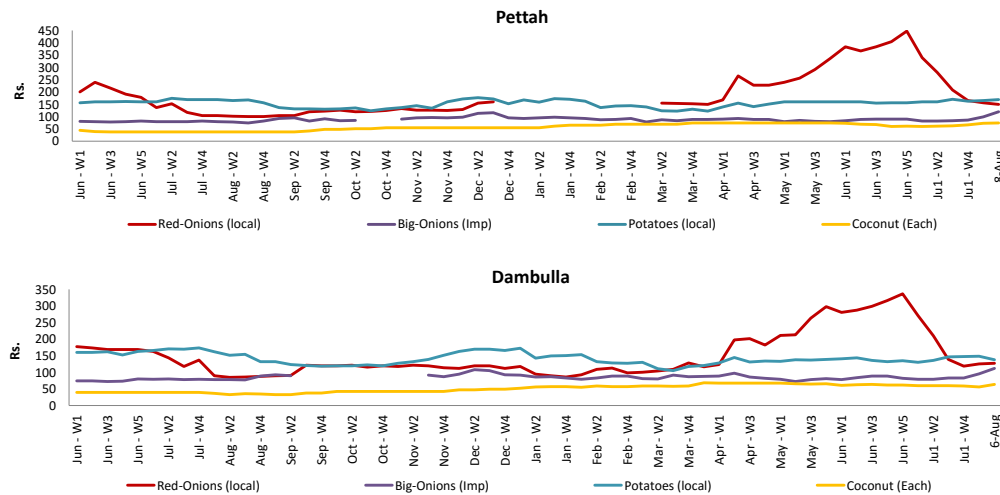
Item	Unit	Wholesale				Retail			
		Pettah		Dambulla		Pettah		Dambulla	
		Previous 5 Days Average	Today	Previous 5 Days Average	6-Aug	Previous 5 Days Average	Today	Previous 5 Days Average	6-Aug
Red-Onions (local)	Rs./Kg	118.00	130.00	111.00	110.00	156.00	150.00	126.00	128.00
Red-Onions (Imp)	Rs./Kg	n.a.	n.a.	n.a.	n.a.	n.a.	n.a.	n.a.	n.a.
Big-Onions (local)	Rs./Kg	n.a.	n.a.	n.a.	n.a.	n.a.	n.a.	n.a.	n.a.
Big-Onions (Imp)	Rs./Kg	87.00	100.00	84.00	103.00	99.00	120.00	96.00	112.00
Potatoes (local)	Rs./Kg	142.00	150.00	135.00	128.00	166.00	170.00	148.00	138.00
Potatoes (Imp)	Rs./Kg	89.00	80.00			103.00	73.00		
Dried Chillies (Imp)	Rs./Kg	170.00	170.00	160.00	165.00	206.00	210.00	171.00	178.00
Coconut	Rs./Nut	60.00	63.00	51.00	57.00	73.00	75.00	56.00	64.00
Coconut oil	Rs./Ltr	332.00	340.00			352.00	360.00		
Dhal	Rs./Kg	133.00	133.00			150.00	150.00		
Sugar	Rs./Kg	98.00	98.00			105.00	105.00		
Eggs	Rs./Each	13.00	11.00			14.00	12.00		
Katta	Rs./Kg	800.00	800.00			850.00	850.00		
Sprats	Rs./Kg	500.00	500.00			550.00	550.00		

- Price increased by more than 5% compared to previous week average price.
- Price decreased by more than 5% compared to previous week average price.

Wholesale Prices



Retail Prices



* Prices of food commodities may vary due to quality and markets among other factors.