

Weekly Summary of Price Developments (From 31 July 2017 to 04 August 2017)



Vegetables

- Prices of most varieties of vegetables demonstrated mixed movements in both Pettah and Dambulla markets.



Rice

- Retail price of rice varieties have settled around current prices exceeding the control price imposed with effect from 17th February 2017.



Fish

- Prices of most varieties of fish demonstrated mixed movements in both Peliyagoda and Negombo markets.



Fruits

- Price of Pineapple increased significantly in Pettah market due to low supply.



Other

- Prices of Imported Big Onions demonstrated an increase in Pettah market due to low supply.
-

Wholesale and Retail Prices of Selected Food Commodities - 2017/08/04

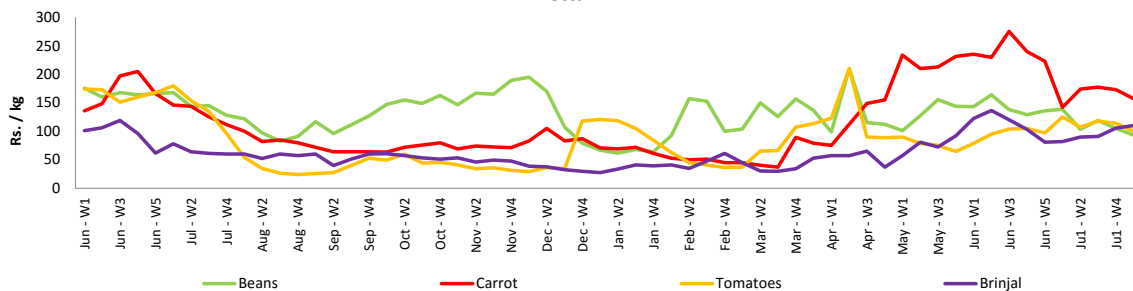
Vegetables

Item	Unit	Wholesale				Retail			
		Pettah		Dambulla		Pettah		Dambulla	
		Previous 5 Days Average	Today	Previous 5 Days Average	Today	Previous 5 Days Average	Today	Previous 5 Days Average	Today
Beans	Rs./Kg	103.00	93.00	109.00	85.00	130.00	127.00	129.00	105.00
Carrot	Rs./Kg	142.00	157.00	146.00	145.00	176.00	200.00	166.00	165.00
Cabbage	Rs./Kg	86.00	73.00	69.00	63.00	115.00	113.00	89.00	83.00
Tomatoes	Rs./Kg	110.00	100.00	96.00	95.00	141.00	123.00	116.00	115.00
Brinjal	Rs./Kg	108.00	110.00	87.00	48.00	139.00	147.00	107.00	68.00
Pumpkin	Rs./Kg	87.00	73.00	86.00	48.00	112.00	93.00	106.00	68.00
Snake gourd	Rs./Kg	116.00	117.00	68.00	68.00	143.00	143.00	88.00	85.00

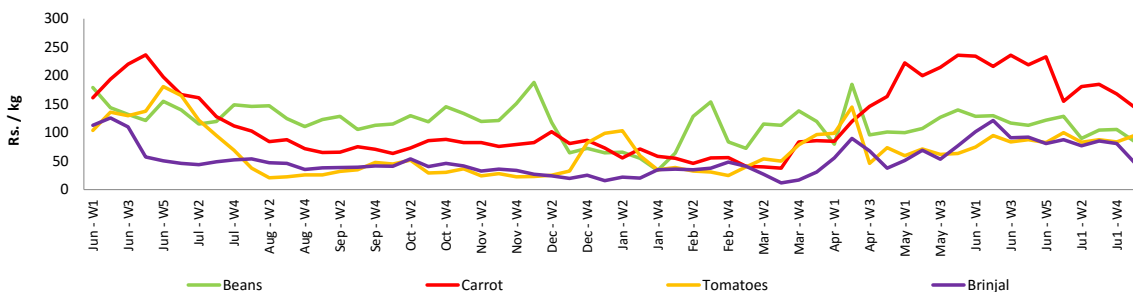
- Price increased by more than 5% compared to previous week average price.
- Price decreased by more than 5% compared to previous week average price.

Wholesale Prices

Pettah

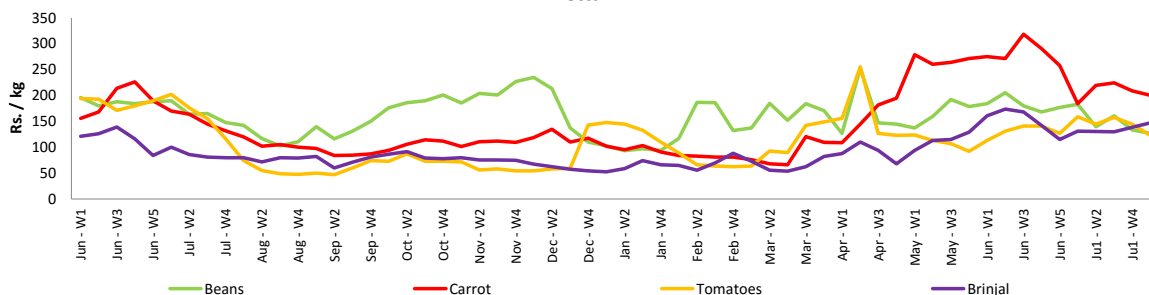


Dambulla

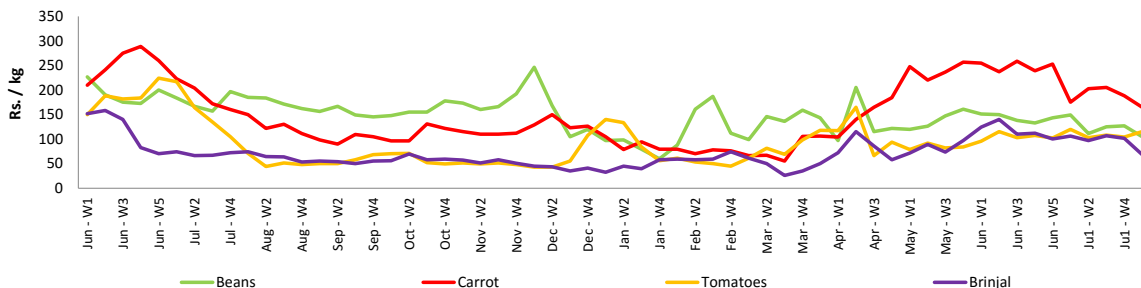


Retail Prices

Pettah



Dambulla



Wholesale and Retail Prices of Selected Food Commodities - 2017/08/04

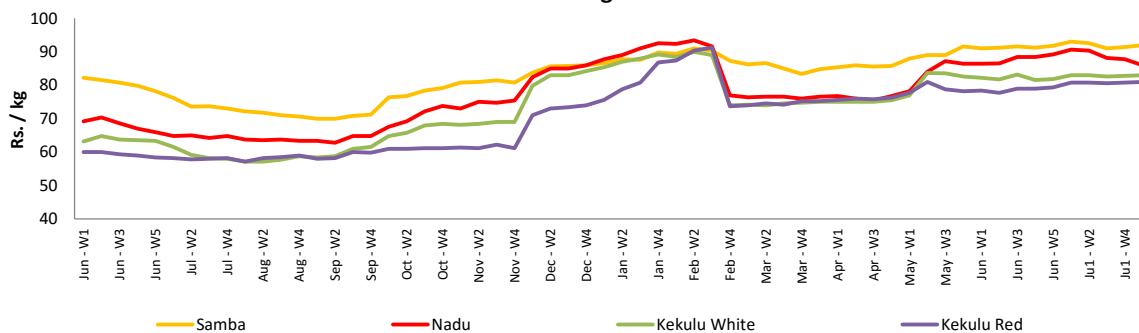
Rice

Item	Unit	Wholesale				Retail	
		Maradagahamula		Pettah		Pettah	
		Previous 5 Days		Previous 5 Days		Previous 5 Days	
		Average	Today	Average	Today	Average	Today
Samba	Rs./Kg	92.00	92.00	94.00	93.00	99.00	98.00
Nadu	Rs./Kg	86.00	86.00	86.00	83.00	93.00	90.00
Kekulu White	Rs./Kg	83.00	83.00	83.00	83.00	88.00	88.00
Kekulu Red	Rs./Kg	81.00	81.00	79.00	79.00	88.00	87.00

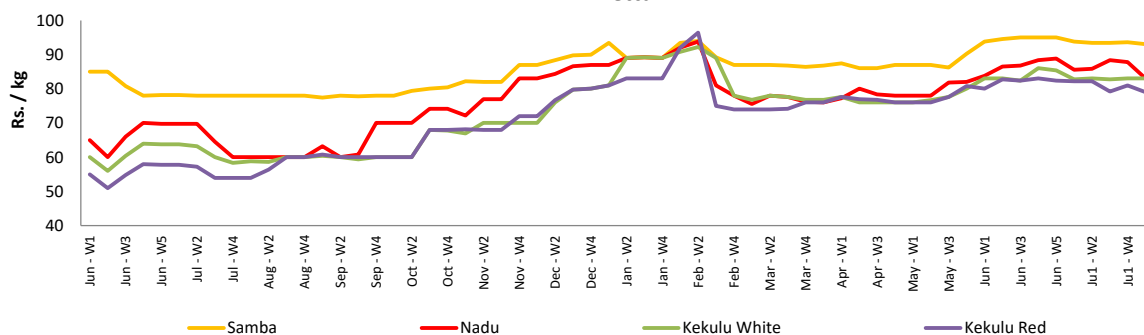
- Price increased by more than 5% compared to previous week average price.
- Price decreased by more than 5% compared to previous week average price.

Wholesale Prices

Marandagahamula

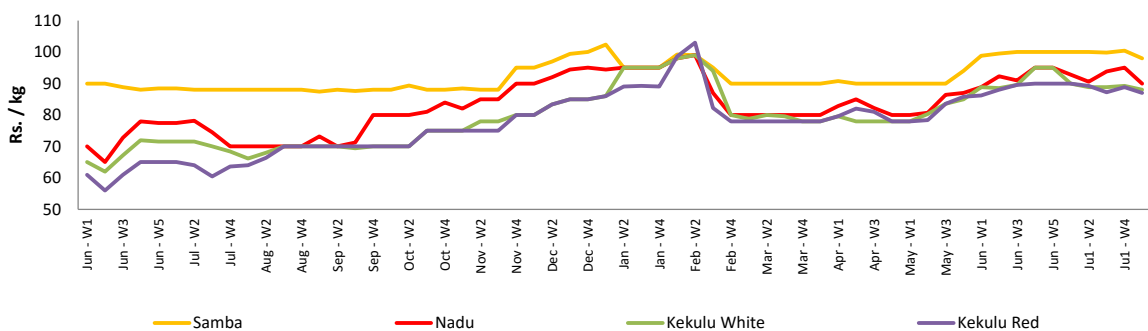


Pettah



Retail Prices

Pettah



Wholesale and Retail Prices of Selected Food Commodities - 2017/08/04

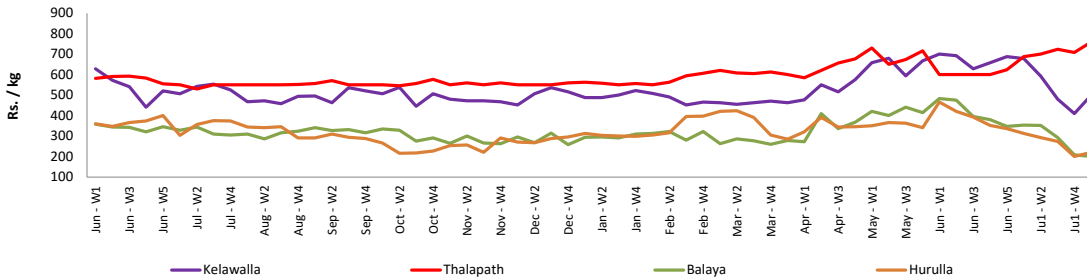
Fish

Item	Unit	Wholesale				Retail			
		Peliyagoda		Negombo		Peliyagoda		Negombo	
		Previous 5 Days Average	Today	Previous 5 Days Average	Today	Previous 5 Days Average	Today	Previous 5 Days Average	Today
Kelawalla	Rs./Kg	440.00	500.00	438.00	420.00	768.00	800.00	618.00	580.00
Thalapath	Rs./Kg	738.00	760.00	600.00	600.00	908.00	920.00	880.00	850.00
Balaya	Rs./Kg	172.00	200.00	220.00	220.00	272.00	300.00	320.00	320.00
Paraw	Rs./Kg	550.00	550.00	404.00	450.00	900.00	900.00	640.00	650.00
Salaya	Rs./Kg	86.00	80.00	106.00	110.00	162.00	160.00	162.00	170.00
Hurulla	Rs./Kg	208.00	220.00	270.00	270.00	308.00	320.00	328.00	370.00

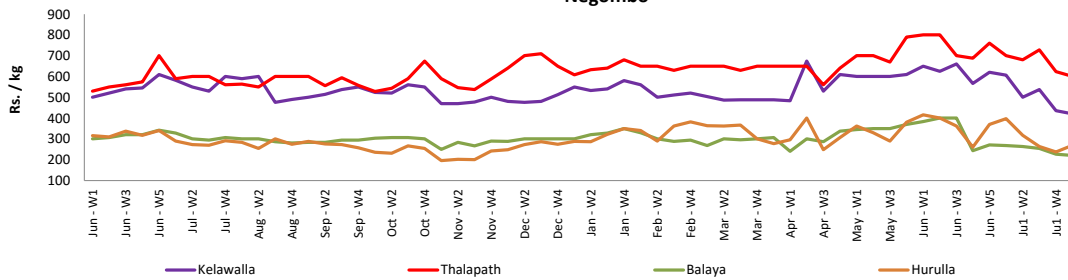
- Price increased by more than 5% compared to previous week average price.
- Price decreased by more than 5% compared to previous week average price.

Wholesale Prices

Peliyagoda

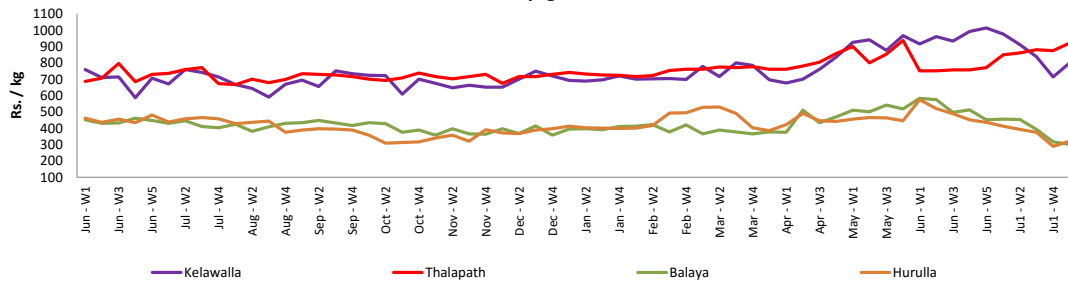


Negombo

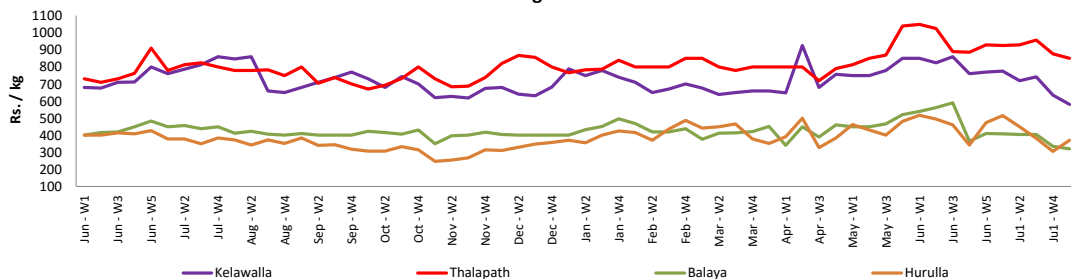


Retail Prices

Peliyagoda



Negombo



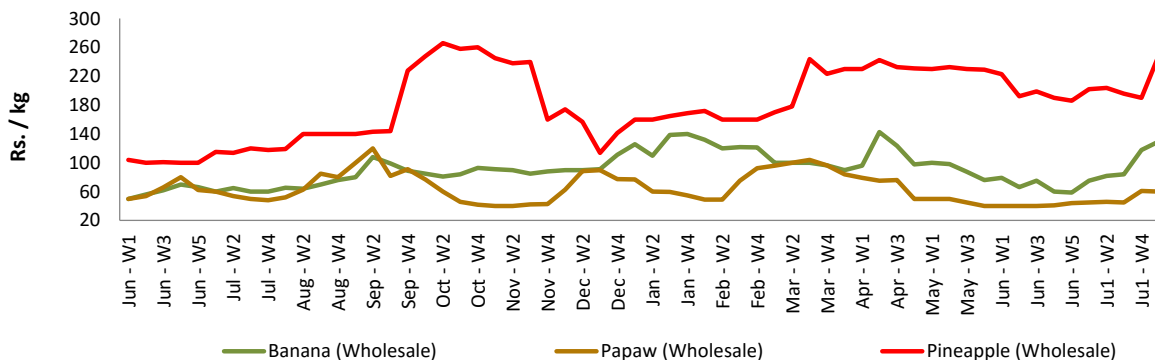
Wholesale and Retail Prices of Selected Food Commodities - 2017/08/04

Fruits

Item	Unit	Wholesale		Retail	
		Pettah			
		Previous 5 Days Average	Today	Previous 5 Days Average	Today
Banana (Sour)	Rs./Kg	128.00	130.00	158.00	160.00
Papaw	Rs./Kg	62.00	60.00	80.00	80.00
Pineapple	Rs./Kg	198.00	250.00	254.00	300.00

- Price increased by more than 5% compared to previous week average price.
- Price decreased by more than 5% compared to previous week average price.

Wholesale - Pettah



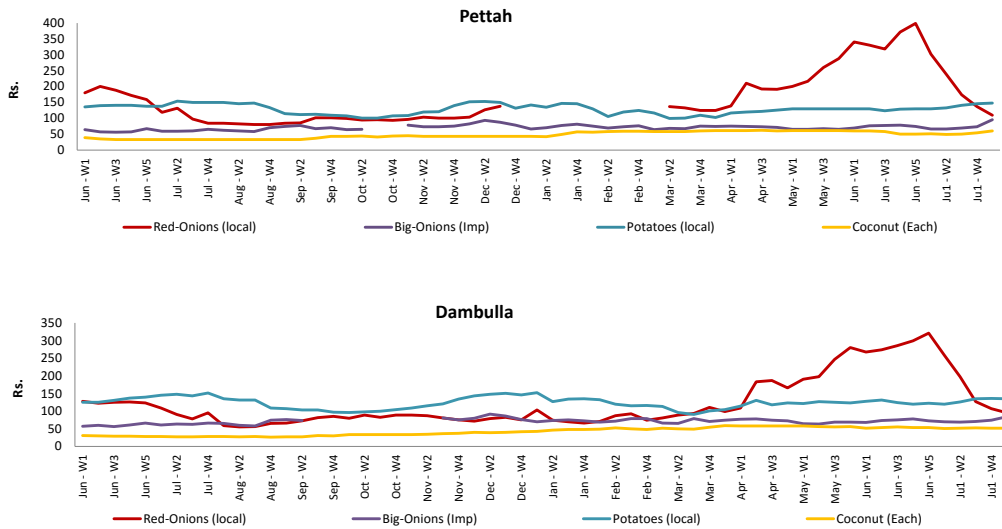
Wholesale and Retail Prices of Selected Food Commodities - 2017/08/04

Other

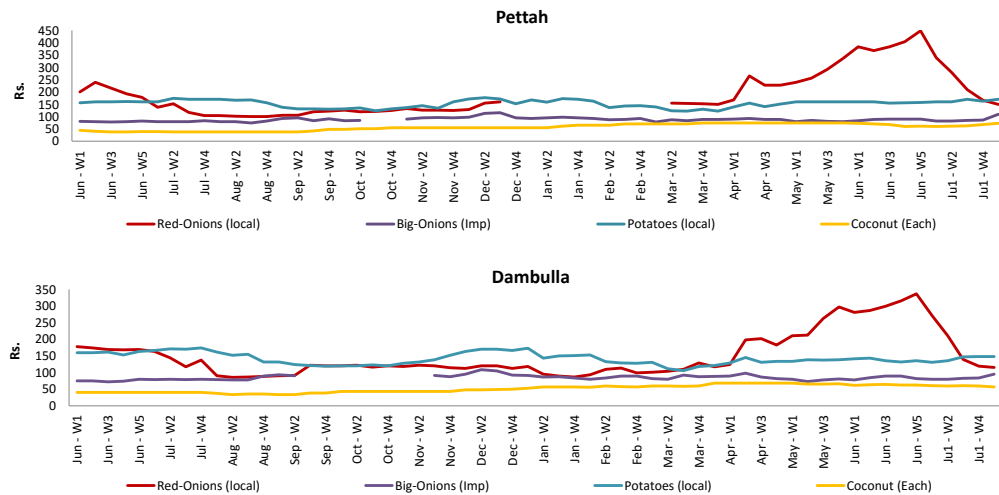
Item	Unit	Wholesale				Retail			
		Pettah		Dambulla		Pettah		Dambulla	
		Previous 5 Days		Previous 5 Days		Previous 5 Days		Previous 5 Days	
		Average	Today	Average	Today	Average	Today	Average	Today
Red-Onions (local)	Rs./Kg	124.00	110.00	113.00	95.00	159.00	150.00	126.00	115.00
Red-Onions (Imp)	Rs./Kg	n.a.	n.a.	n.a.	n.a.	n.a.	n.a.	n.a.	n.a.
Big-Onions (local)	Rs./Kg	n.a.	n.a.	n.a.	n.a.	n.a.	n.a.	n.a.	n.a.
Big-Onions (Imp)	Rs./Kg	84.00	95.00	83.00	84.00	97.00	110.00	94.00	95.00
Potatoes (local)	Rs./Kg	142.00	148.00	135.00	135.00	166.00	170.00	148.00	148.00
Potatoes (Imp)	Rs./Kg	89.00	90.00			104.00	105.00		
Dried Chillies (Imp)	Rs./Kg	169.00	170.00	156.00	163.00	204.00	210.00	168.00	173.00
Coconut	Rs./Nut	58.00	60.00	51.00	51.00	71.00	73.00	56.00	57.00
Coconut oil	Rs./Ltr	328.00	340.00			348.00	360.00		
Dhal	Rs./Kg	133.00	133.00			150.00	150.00		
Sugar	Rs./Kg	98.00	98.00			105.00	105.00		
Eggs	Rs./Each	12.90	13.00			13.90	14.00		
Katta	Rs./Kg	800.00	800.00			850.00	850.00		
Sprats	Rs./Kg	500.00	500.00			550.00	550.00		

- Price increased by more than 5% compared to previous week average price.
■ Price decreased by more than 5% compared to previous week average price.

Wholesale Prices



Retail Prices



* Prices of food commodities may vary due to quality and markets among other factors.