

## Weekly Summary of Price Developments (From 27 July 2017 to 03 August 2017)



---

### Vegetables

---

- Prices of most varieties of vegetables remained at levels in both Pettah and Dambulla markets.



---

### Rice

---

- Retail price of rice varieties have settled around current prices exceeding the control price imposed with effect from 17th February 2017.



---

### Fish

---

- Prices of most varieties of fish demonstrated mixed movements in both Peliyagoda and Negombo markets.



---

### Fruits

---

- Price of Pineapple increased significantly in Pettah market due to low supply.



---

### Other

---

- Wholesale prices of Coconut & Coconut oil demonstrated a significant increase in Pettah market.
-

# Wholesale and Retail Prices of Selected Food Commodities - 2017/08/03

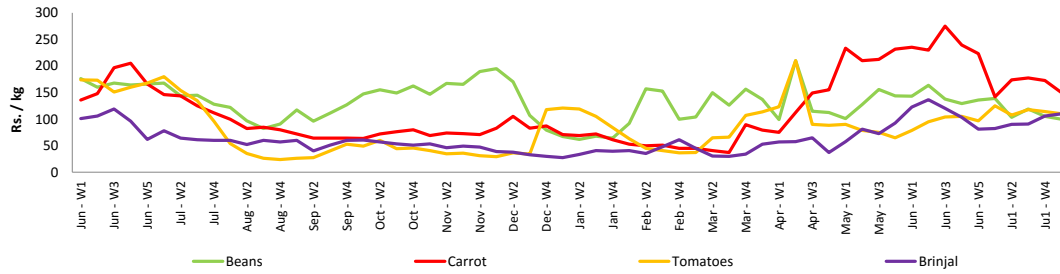
## Vegetables

Item	Unit	Wholesale				Retail			
		Pettah		Dambulla		Pettah		Dambulla	
		Previous 5 Days Average	Today	Previous 5 Days Average	Today	Previous 5 Days Average	Today	Previous 5 Days Average	Today
Beans	Rs./Kg	103.00	100.00	106.00	105.00	130.00	120.00	127.00	125.00
Carrot	Rs./Kg	146.00	150.00	149.00	158.00	178.00	180.00	169.00	178.00
Cabbage	Rs./Kg	90.00	80.00	72.00	65.00	121.00	100.00	93.00	85.00
Tomatoes	Rs./Kg	112.00	110.00	92.00	95.00	141.00	140.00	112.00	115.00
Brinjal	Rs./Kg	108.00	110.00	85.00	85.00	139.00	140.00	105.00	105.00
Pumpkin	Rs./Kg	91.00	70.00	86.00	85.00	116.00	100.00	106.00	105.00
Snake gourd	Rs./Kg	112.00	120.00	68.00	65.00	141.00	140.00	88.00	85.00

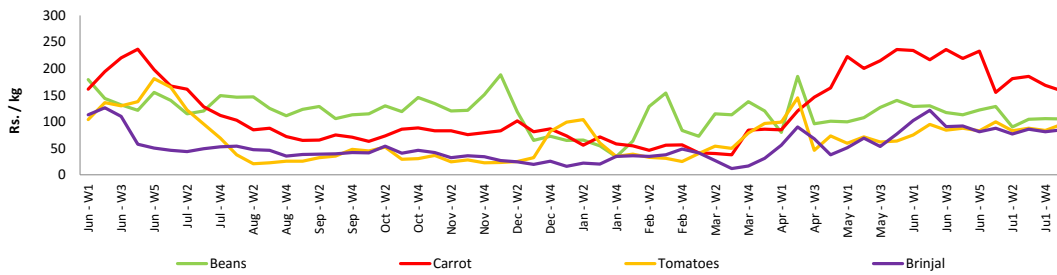
- Price increased by more than 5% compared to previous week average price.
- Price decreased by more than 5% compared to previous week average price.

### Wholesale Prices

#### Pettah

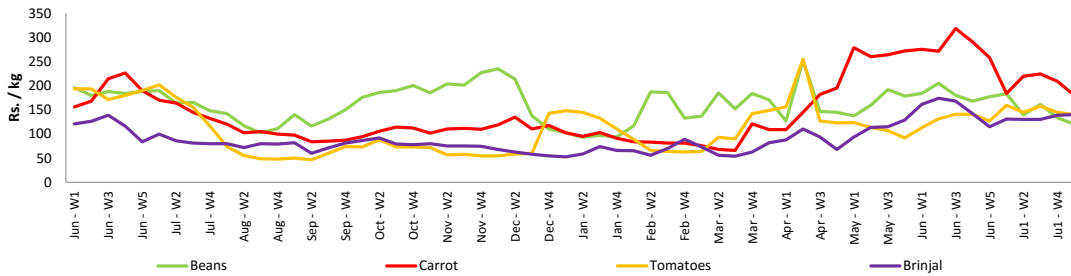


#### Dambulla

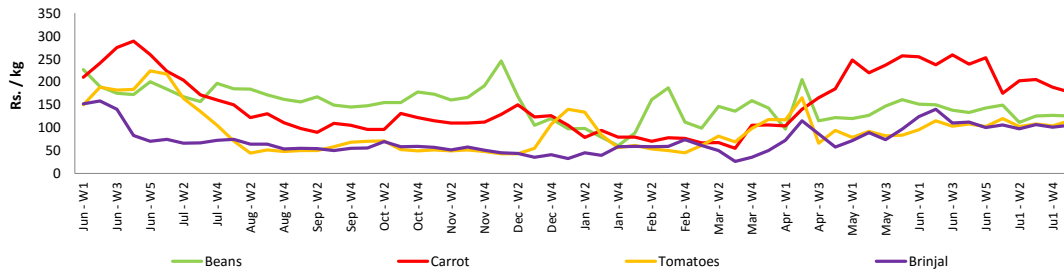


### Retail Prices

#### Pettah



#### Dambulla



# Wholesale and Retail Prices of Selected Food Commodities - 2017/08/03

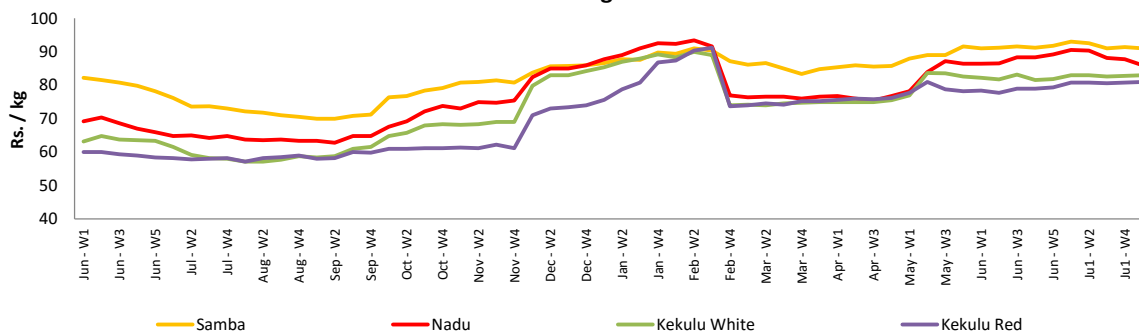
## Rice

Item	Unit	Wholesale				Retail	
		Maradagahamula		Pettah		Pettah	
		Previous 5 Days Average	Today	Previous 5 Days Average	Today	Previous 5 Days Average	Today
Samba	Rs./Kg	92.00	91.00	94.00	93.00	99.00	98.00
Nadu	Rs./Kg	86.00	86.00	86.00	86.00	94.00	92.00
Kekulu White	Rs./Kg	83.00	83.00	83.00	83.00	89.00	88.00
Kekulu Red	Rs./Kg	81.00	81.00	79.00	79.00	88.00	88.00

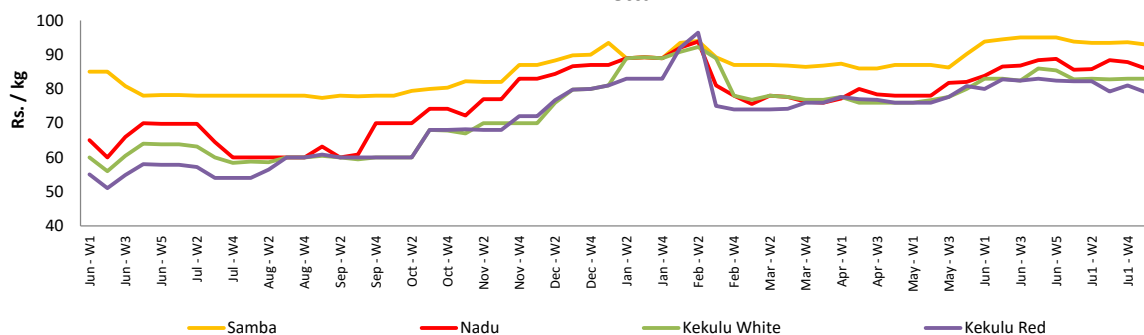
- Price increased by more than 5% compared to previous week average price.
- Price decreased by more than 5% compared to previous week average price.

### Wholesale Prices

#### Marandagahamula

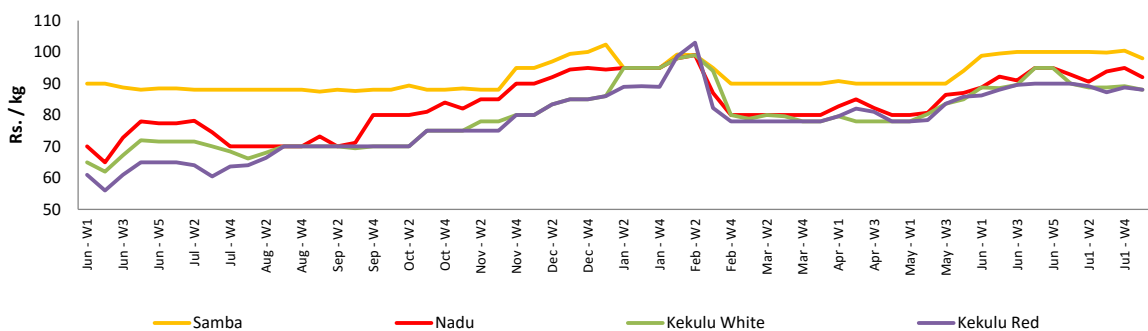


#### Pettah



### Retail Prices

#### Pettah



# Wholesale and Retail Prices of Selected Food Commodities - 2017/08/03

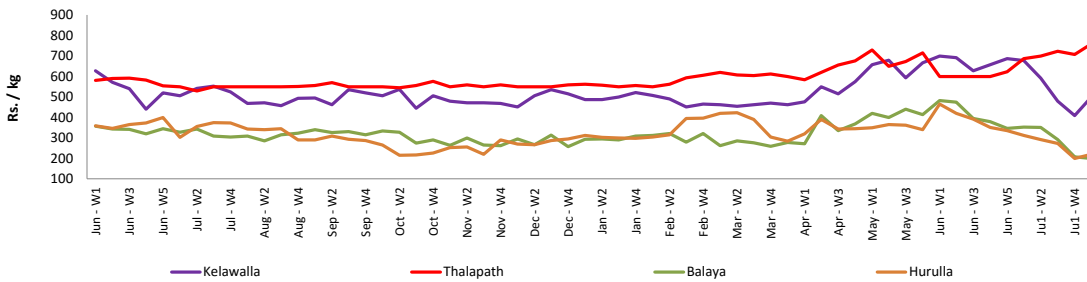
## Fish

Item	Unit	Wholesale				Retail			
		Peliyagoda		Negombo		Peliyagoda		Negombo	
		Previous 5 Days Average	Today	Previous 5 Days Average	Today	Previous 5 Days Average	Today	Previous 5 Days Average	Today
Kelawalla	Rs./Kg	420.00	500.00	438.00	420.00	760.00	800.00	626.00	580.00
Thalapath	Rs./Kg	728.00	760.00	600.00	600.00	898.00	920.00	890.00	850.00
Balaya	Rs./Kg	168.00	200.00	220.00	220.00	268.00	300.00	320.00	320.00
Paraw	Rs./Kg	550.00	550.00	400.00	420.00	900.00	900.00	650.00	600.00
Salaya	Rs./Kg	86.00	80.00	100.00	100.00	162.00	160.00	154.00	150.00
Hurulla	Rs./Kg	204.00	220.00	270.00	240.00	304.00	320.00	320.00	340.00

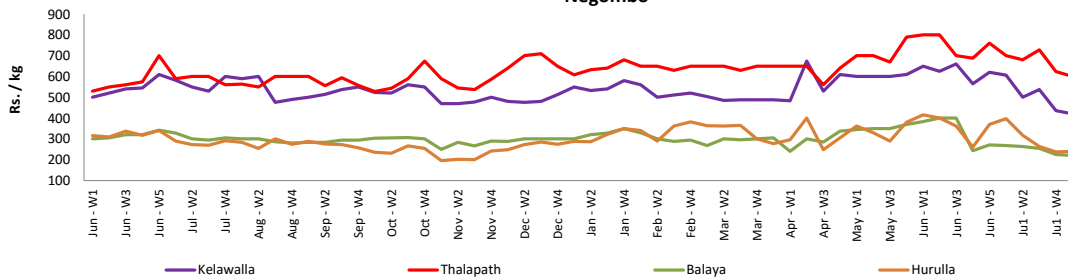
- Price increased by more than 5% compared to previous week average price.
- Price decreased by more than 5% compared to previous week average price.

### Wholesale Prices

#### Peliyagoda

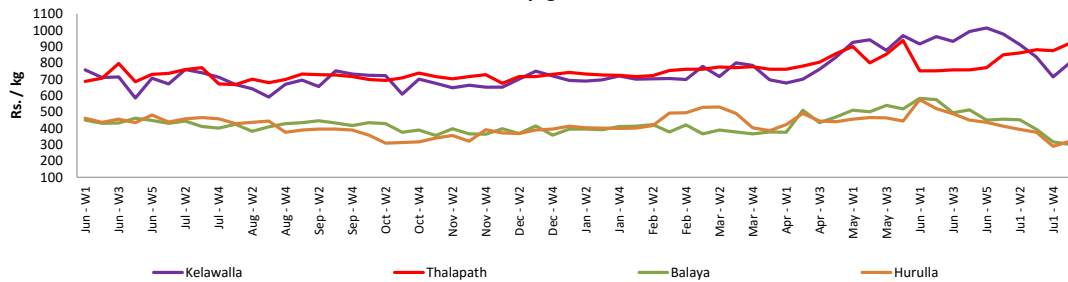


#### Negombo

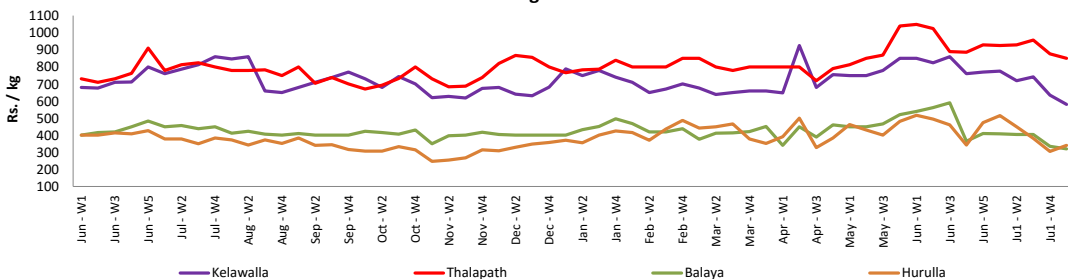


### Retail Prices

#### Peliyagoda



#### Negombo



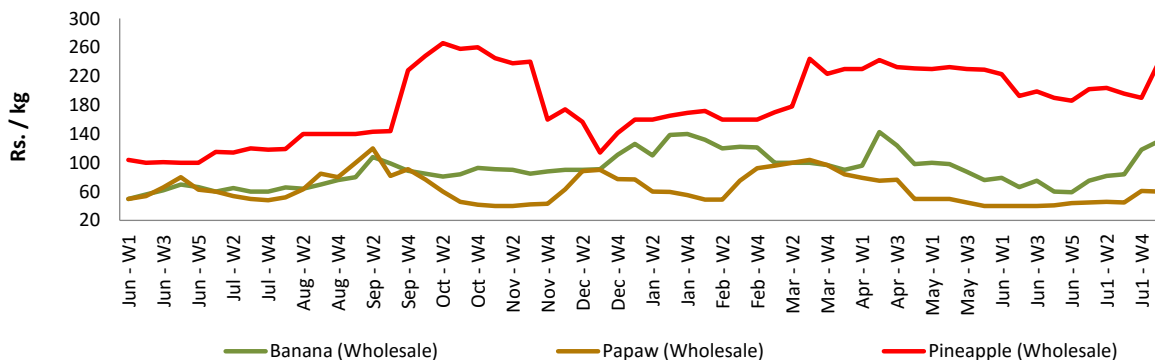
# Wholesale and Retail Prices of Selected Food Commodities - 2017/08/03

## Fruits

Item	Unit	Wholesale		Retail	
		Pettah			
		Previous 5 Days Average	Today	Previous 5 Days Average	Today
Banana (Sour)	Rs./Kg	128.00	130.00	156.00	160.00
Papaw	Rs./Kg	62.00	60.00	78.00	80.00
Pineapple	Rs./Kg	186.00	240.00	242.00	300.00

- Price increased by more than 5% compared to previous week average price.
- Price decreased by more than 5% compared to previous week average price.

### Wholesale - Pettah



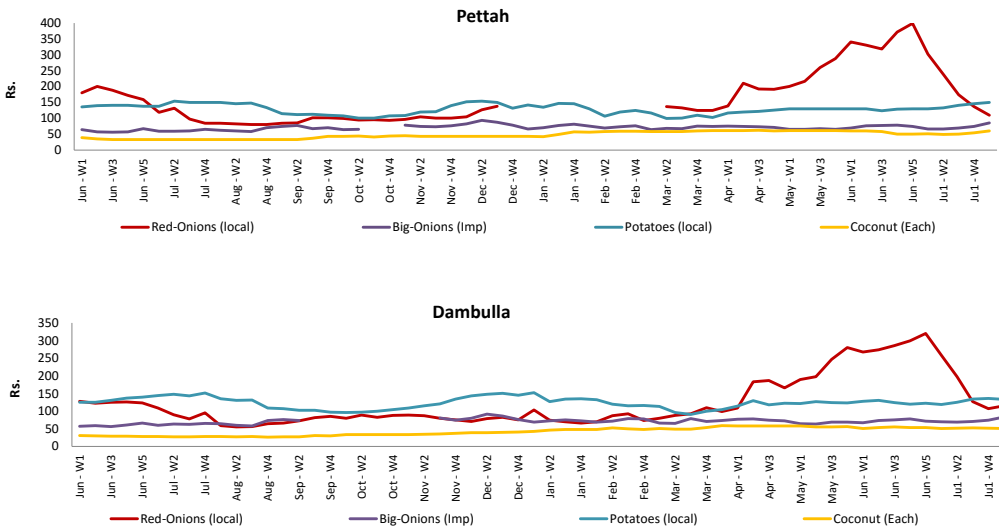
# Wholesale and Retail Prices of Selected Food Commodities - 2017/08/03

## Other

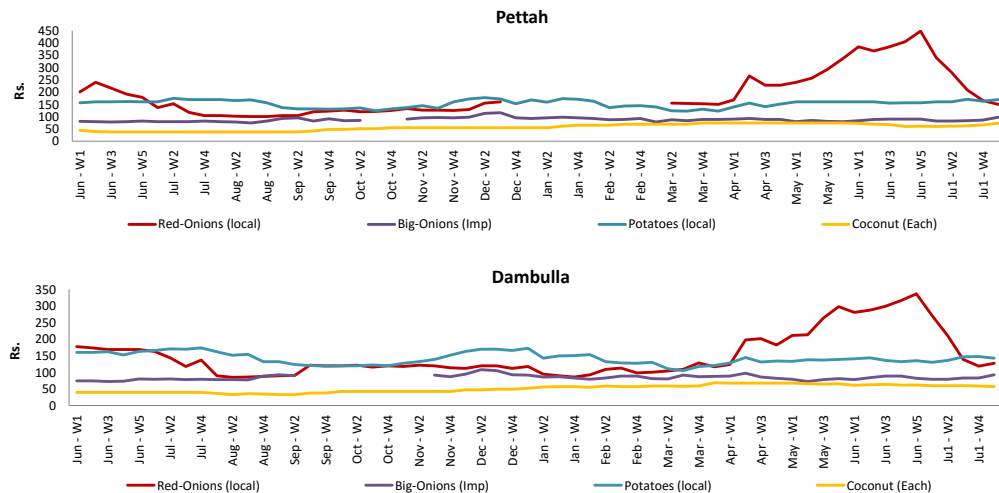
Item	Unit	Wholesale				Retail			
		Pettah		Dambulla		Pettah		Dambulla	
		Previous 5 Days Average	Today	Previous 5 Days Average	Today	Previous 5 Days Average	Today	Previous 5 Days Average	Today
Red-Onions (local)	Rs./Kg	131.00	110.00	115.00	115.00	164.00	150.00	128.00	128.00
Red-Onions (Imp)	Rs./Kg	n.a.	n.a.	n.a.	n.a.	n.a.	n.a.	n.a.	n.a.
Big-Onions (local)	Rs./Kg	n.a.	n.a.	n.a.	n.a.	n.a.	n.a.	n.a.	n.a.
Big-Onions (Imp)	Rs./Kg	82.00	85.00	82.00	83.00	95.00	98.00	93.00	93.00
Potatoes (local)	Rs./Kg	141.00	150.00	135.00	133.00	163.00	170.00	148.00	143.00
Potatoes (Imp)	Rs./Kg	89.00	88.00			105.00	100.00		
Dried Chillies (Imp)	Rs./Kg	167.00	170.00	153.00	163.00	202.00	210.00	165.00	173.00
Coconut	Rs./Nut	57.00	60.00	50.00	51.00	70.00	73.00	56.00	57.00
Coconut oil	Rs./Ltr	324.00	340.00			344.00	360.00		
Dhal	Rs./Kg	133.00	133.00			150.00	150.00		
Sugar	Rs./Kg	98.00	98.00			105.00	104.00		
Eggs	Rs./Each	12.95	13.00			13.90	14.00		
Katta	Rs./Kg	800.00	800.00			850.00	850.00		
Sprats	Rs./Kg	500.00	500.00			550.00	550.00		

- Price increased by more than 5% compared to previous week average price.
- Price decreased by more than 5% compared to previous week average price.

### Wholesale Prices



### Retail Prices



\* Prices of food commodities may vary due to quality and markets among other factors.