

Weekly Summary of Price Developments (From 26 July 2017 to 02 August 2017)



Vegetables

- o Prices of most varieties of vegetables decreased in both Pettah and Dambulla markets due to high supply.



Rice

- o Retail price of rice varieties have settled around current prices exceeding the control price imposed with effect from 17th February 2017.



Other

- o Wholesale prices of Coconut & Coconut oil demonstrated a significant increase in Pettah market.
-

Wholesale and Retail Prices of Selected Food Commodities - 2017/08/02

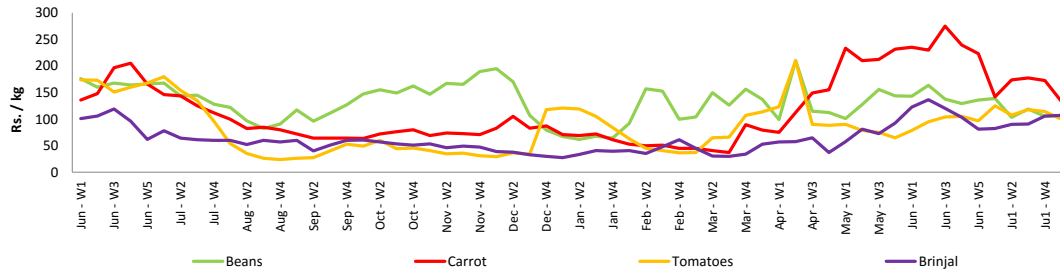
Vegetables

Item	Unit	Wholesale				Retail			
		Pettah		Dambulla		Pettah		Dambulla	
		Previous 5 Days Average	Today	Previous 5 Days Average	Today	Previous 5 Days Average	Today	Previous 5 Days Average	Today
Beans	Rs./Kg	103.00	107.00	106.00	105.00	130.00	133.00	127.00	125.00
Carrot	Rs./Kg	157.00	133.00	157.00	143.00	190.00	173.00	177.00	163.00
Cabbage	Rs./Kg	94.00	87.00	77.00	65.00	123.00	120.00	97.00	85.00
Tomatoes	Rs./Kg	114.00	100.00	90.00	95.00	143.00	133.00	110.00	115.00
Brinjal	Rs./Kg	105.00	107.00	87.00	75.00	136.00	140.00	107.00	95.00
Pumpkin	Rs./Kg	94.00	77.00	82.00	95.00	121.00	103.00	103.00	115.00
Snake gourd	Rs./Kg	113.00	117.00	69.00	65.00	143.00	143.00	89.00	85.00

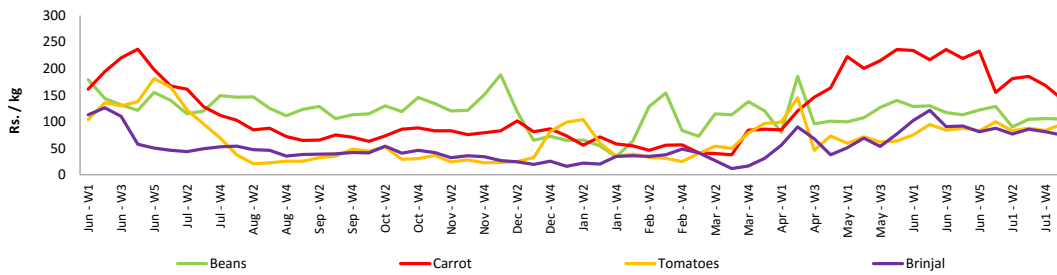
- Price increased by more than 5% compared to previous week average price.
- Price decreased by more than 5% compared to previous week average price.

Wholesale Prices

Pettah

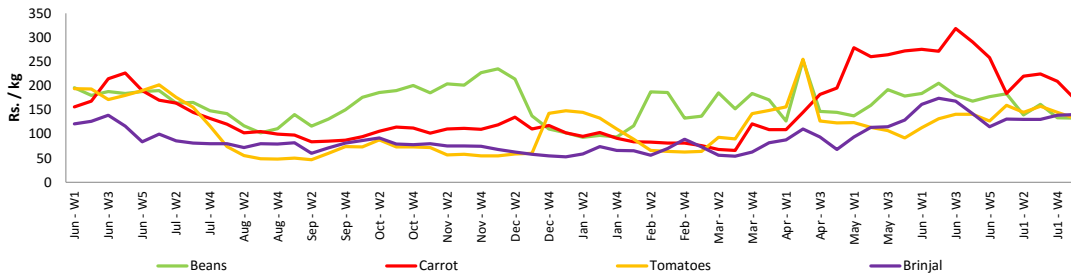


Dambulla

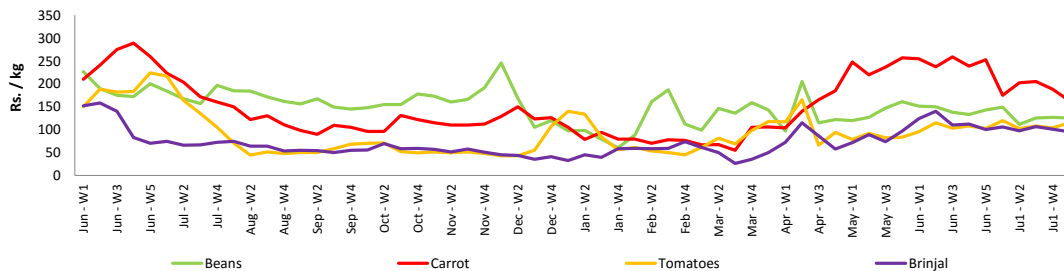


Retail Prices

Pettah



Dambulla



Wholesale and Retail Prices of Selected Food Commodities - 2017/08/02

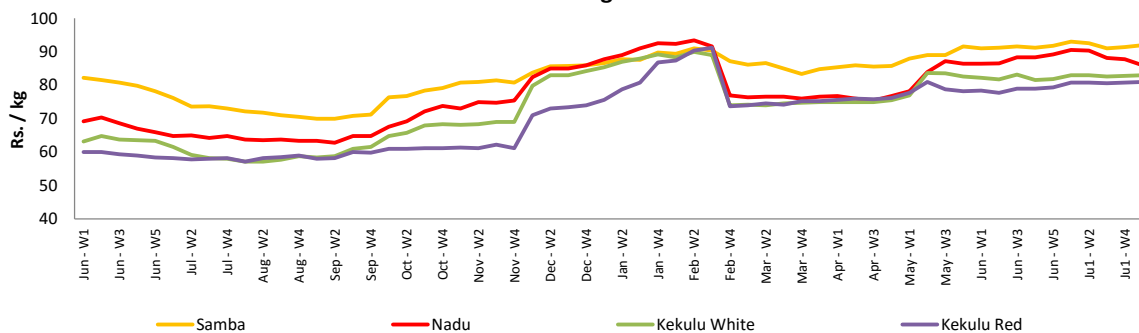
Rice

Item	Unit	Wholesale				Retail	
		Maradagahamula		Pettah		Pettah	
		Previous 5 Days		Previous 5 Days		Previous 5 Days	
		Average	Today	Average	Today	Average	Today
Samba	Rs./Kg	91.00	92.00	94.00	93.00	100.00	98.00
Nadu	Rs./Kg	87.00	86.00	86.00	86.00	94.00	92.00
Kekulu White	Rs./Kg	83.00	83.00	83.00	83.00	89.00	88.00
Kekulu Red	Rs./Kg	81.00	81.00	80.00	79.00	88.00	88.00

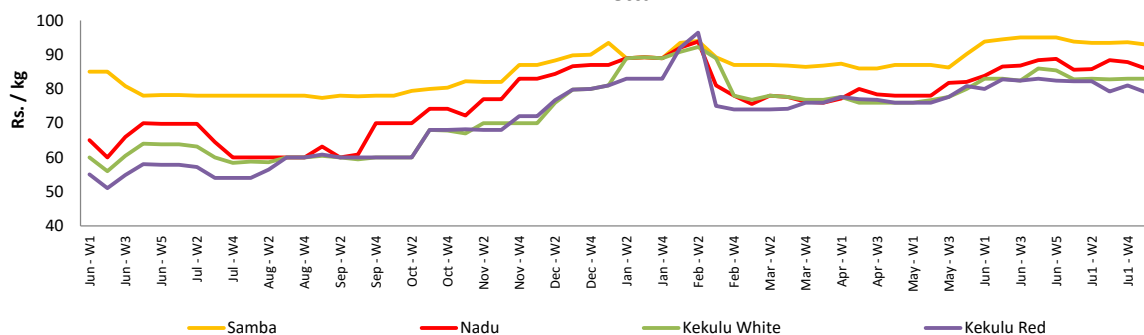
- Price increased by more than 5% compared to previous week average price.
- Price decreased by more than 5% compared to previous week average price.

Wholesale Prices

Marandagahamula

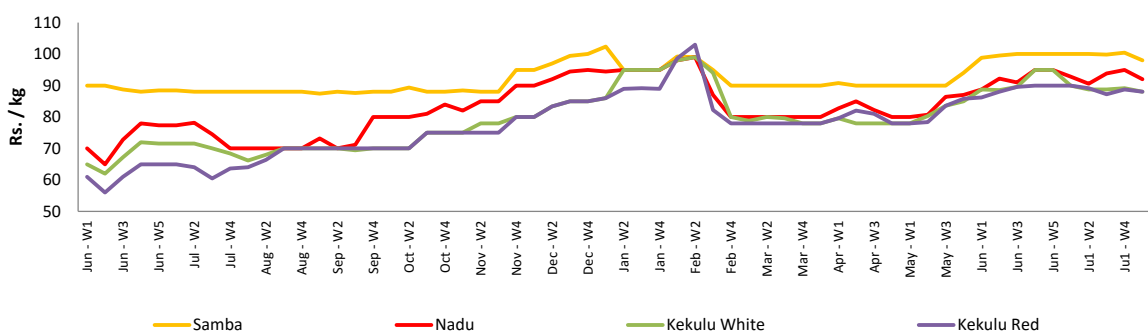


Pettah



Retail Prices

Pettah



Wholesale and Retail Prices of Selected Food Commodities - 2017/08/02

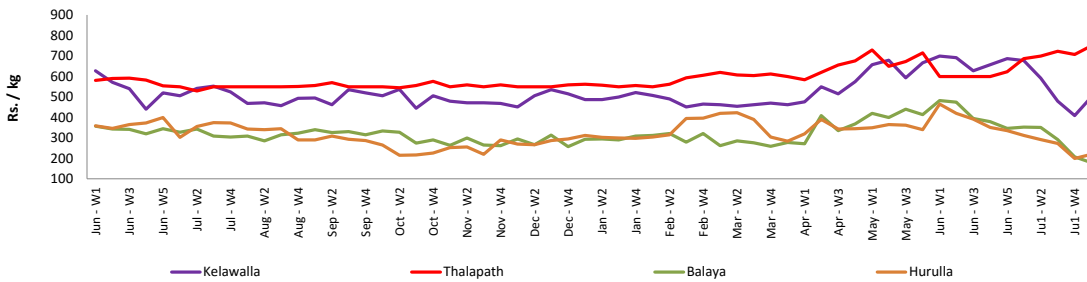
Fish

Item	Unit	Wholesale				Retail			
		Peliyagoda		Negombo		Peliyagoda		Negombo	
		Previous 5 Days Average	Today	Previous 5 Days Average	Today	Previous 5 Days Average	Today	Previous 5 Days Average	Today
Kelawalla	Rs./Kg	390.00	500.00	432.00	450.00	734.00	760.00	624.00	630.00
Thalapath	Rs./Kg	715.00	750.00	608.00	600.00	873.00	950.00	900.00	850.00
Balaya	Rs./Kg	176.00	180.00	220.00	220.00	276.00	280.00	320.00	320.00
Paraw	Rs./Kg	550.00	550.00	400.00	400.00	900.00	900.00	650.00	650.00
Salaya	Rs./Kg	86.00	140.00	98.00	110.00	160.00	210.00	150.00	170.00
Hurulla	Rs./Kg	200.00	220.00	258.00	300.00	296.00	320.00	306.00	400.00

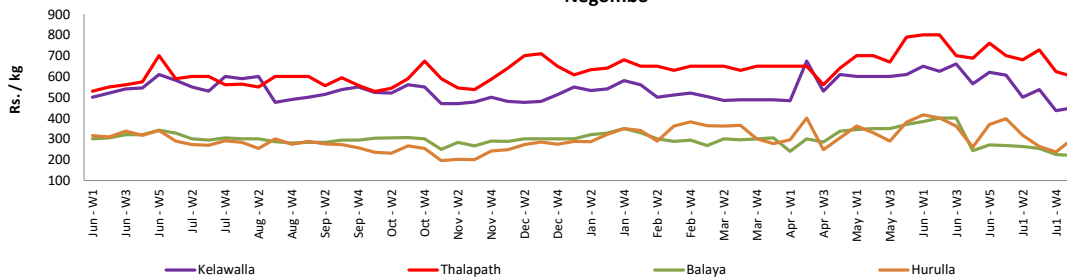
- Price increased by more than 5% compared to previous week average price.
- Price decreased by more than 5% compared to previous week average price.

Wholesale Prices

Peliyagoda

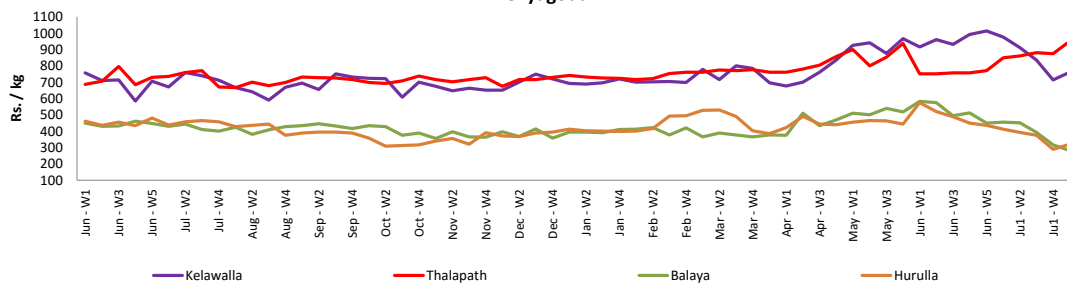


Negombo

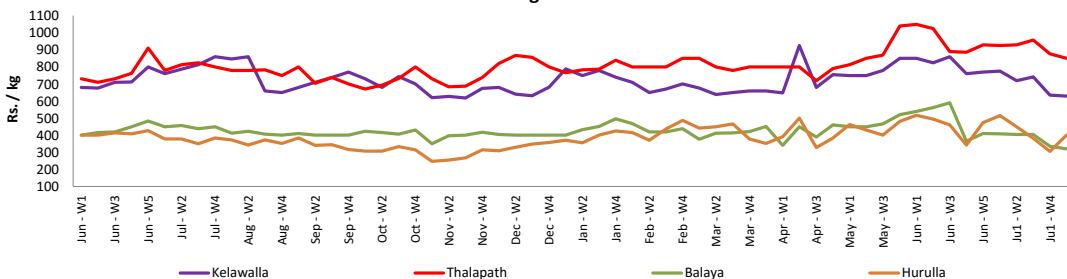


Retail Prices

Peliyagoda



Negombo



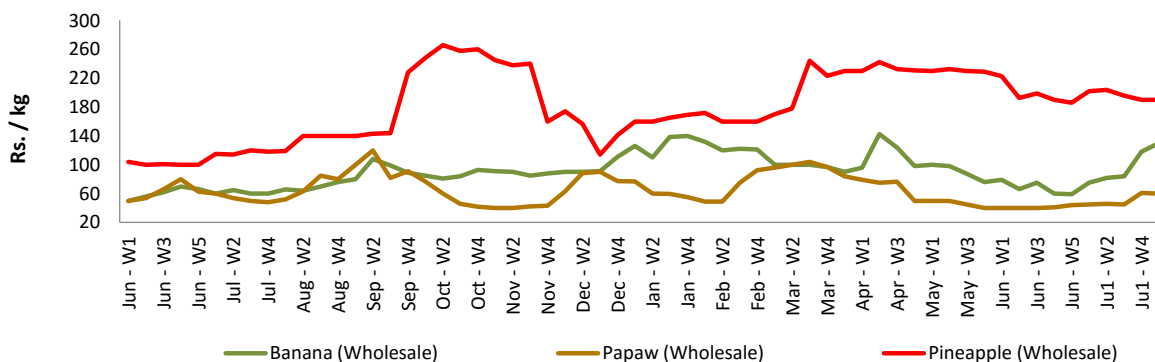
Wholesale and Retail Prices of Selected Food Commodities - 2017/08/02

Fruits

Item	Unit	Wholesale		Retail	
		Pettah			
		Previous 5 Days Average	Today	Previous 5 Days Average	Today
Banana (Sour)	Rs./Kg	126.00	130.00	154.00	160.00
Papaw	Rs./Kg	62.00	60.00	76.00	80.00
Pineapple	Rs./Kg	188.00	190.00	246.00	240.00

- Price increased by more than 5% compared to previous week average price.
- Price decreased by more than 5% compared to previous week average price.

Wholesale - Pettah



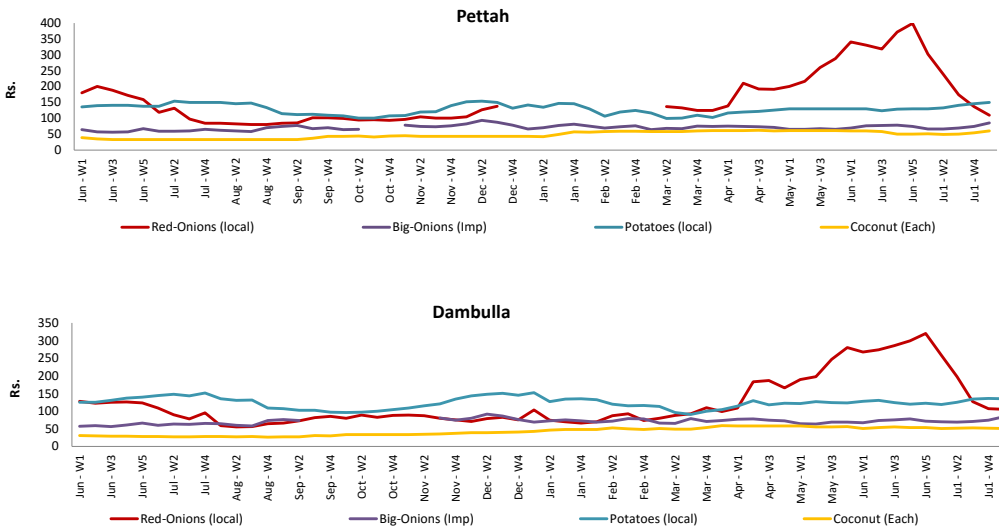
Wholesale and Retail Prices of Selected Food Commodities - 2017/08/02

Other

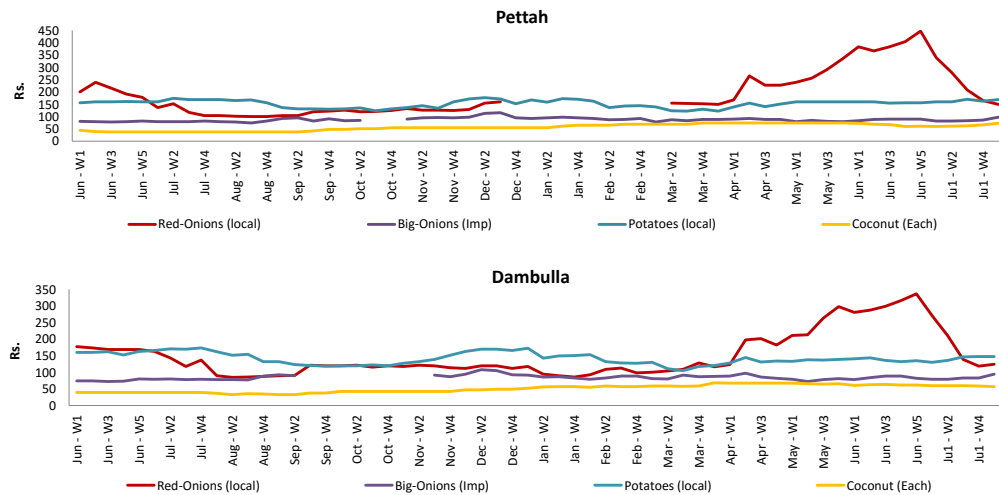
Item	Unit	Wholesale				Retail			
		Pettah		Dambulla		Pettah		Dambulla	
		Previous 5 Days Average	Today	Previous 5 Days Average	Today	Previous 5 Days Average	Today	Previous 5 Days Average	Today
Red-Onions (local)	Rs./Kg	139.00	110.00	115.00	105.00	170.00	150.00	127.00	125.00
Red-Onions (Imp)	Rs./Kg	n.a.	n.a.	n.a.	n.a.	n.a.	n.a.	n.a.	n.a.
Big-Onions (local)	Rs./Kg	n.a.	n.a.	n.a.	n.a.	n.a.	n.a.	n.a.	n.a.
Big-Onions (Imp)	Rs./Kg	79.00	85.00	80.00	84.00	91.00	98.00	90.00	95.00
Potatoes (local)	Rs./Kg	141.00	150.00	135.00	135.00	163.00	170.00	148.00	148.00
Potatoes (Imp)	Rs./Kg	92.00	88.00			109.00	100.00		
Dried Chillies (Imp)	Rs./Kg	165.00	170.00	152.00	155.00	200.00	210.00	164.00	168.00
Coconut	Rs./Nut	56.00	60.00	50.00	51.00	69.00	73.00	57.00	57.00
Coconut oil	Rs./Ltr	320.00	340.00			340.00	360.00		
Dhal	Rs./Kg	134.00	133.00			150.00	150.00		
Sugar	Rs./Kg	98.00	98.00			105.00	104.00		
Eggs	Rs./Each	12.95	13.00			13.90	14.00		
Katta	Rs./Kg	800.00	800.00			850.00	850.00		
Sprats	Rs./Kg	500.00	500.00			550.00	550.00		

- Price increased by more than 5% compared to previous week average price.
- Price decreased by more than 5% compared to previous week average price.

Wholesale Prices



Retail Prices



* Prices of food commodities may vary due to quality and markets among other factors.