

## Weekly Summary of Price Developments (From 25 July 2017 to 01 August 2017)



---

### Vegetables

---

- Prices of most varieties of vegetables demonstrated mixed movements in in both Petta and Dambulla markets.



---

### Rice

---

- Retail price of rice varieties have settled around current prices exceeding the control price imposed with effect from 17th February 2017.



---

### Fruits

---

- Retail price of most varieties of Banana (Sour) and Papaw increased in Pettah market due to low supply.



---

### Other

---

- Wholesale prices of Coconut demonstrated a significant increase in Pettah market.
-

# Wholesale and Retail Prices of Selected Food Commodities - 2017/08/01

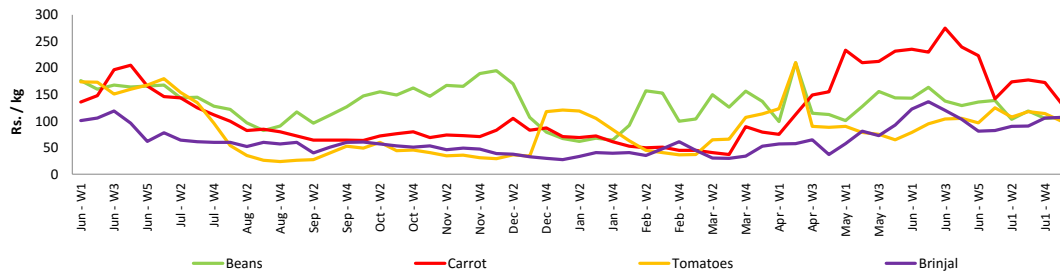
## Vegetables

Item	Unit	Wholesale				Retail			
		Pettah		Dambulla		Pettah		Dambulla	
		Previous 5 Days Average	Today	Previous 5 Days Average	Today	Previous 5 Days Average	Today	Previous 5 Days Average	Today
Beans	Rs./Kg	101.00	107.00	106.00	115.00	131.00	127.00	127.00	135.00
Carrot	Rs./Kg	167.00	133.00	161.00	145.00	202.00	160.00	181.00	165.00
Cabbage	Rs./Kg	100.00	87.00	81.00	68.00	130.00	107.00	101.00	88.00
Tomatoes	Rs./Kg	118.00	100.00	84.00	105.00	147.00	133.00	104.00	125.00
Brinjal	Rs./Kg	106.00	107.00	83.00	95.00	136.00	140.00	103.00	115.00
Pumpkin	Rs./Kg	101.00	77.00	85.00	73.00	128.00	107.00	106.00	93.00
Snake gourd	Rs./Kg	115.00	117.00	71.00	73.00	147.00	143.00	91.00	93.00

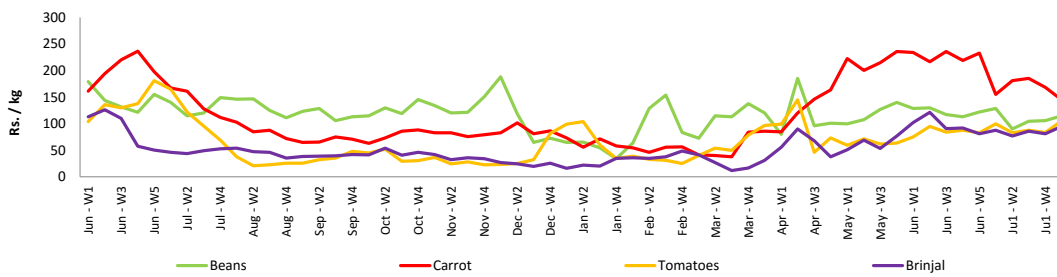
- Price increased by more than 5% compared to previous week average price.
- Price decreased by more than 5% compared to previous week average price.

### Wholesale Prices

#### Pettah

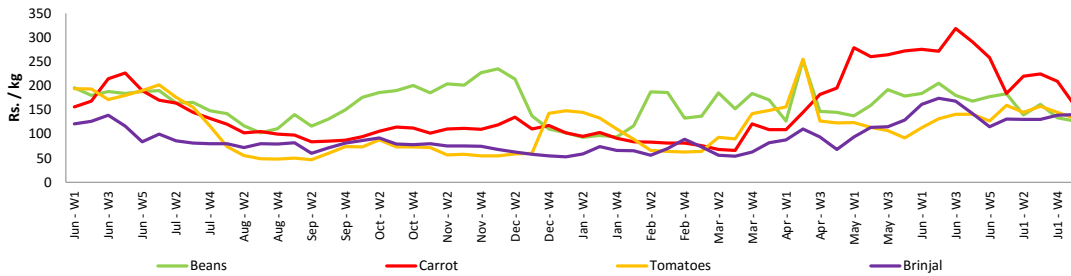


#### Dambulla

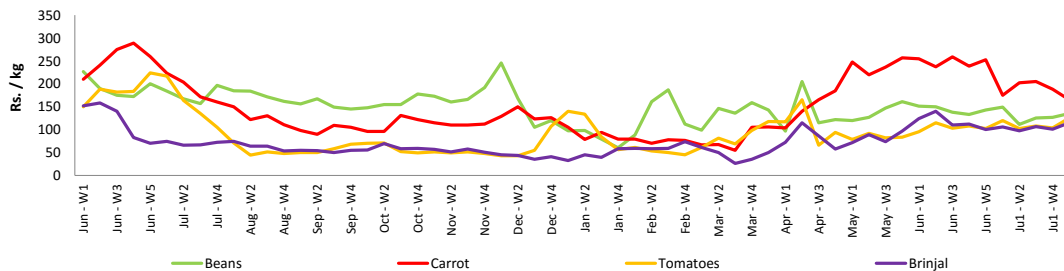


### Retail Prices

#### Pettah



#### Dambulla



# Wholesale and Retail Prices of Selected Food Commodities - 2017/08/01

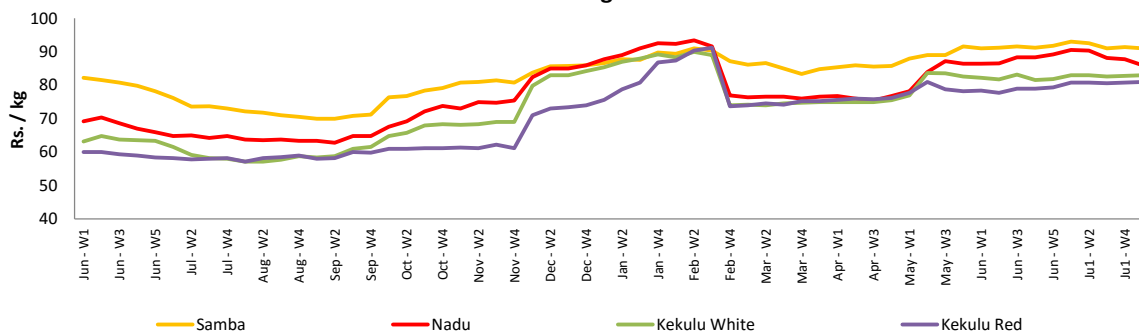
## Rice

Item	Unit	Wholesale				Retail	
		Maradagahamula		Pettah		Pettah	
		Previous 5 Days Average	Today	Previous 5 Days Average	Today	Previous 5 Days Average	Today
Samba	Rs./Kg	91.00	91.00	94.00	93.00	100.00	98.00
Nadu	Rs./Kg	87.00	86.00	87.00	85.00	95.00	93.00
Kekulu White	Rs./Kg	83.00	83.00	83.00	83.00	89.00	88.00
Kekulu Red	Rs./Kg	81.00	81.00	81.00	79.00	89.00	88.00

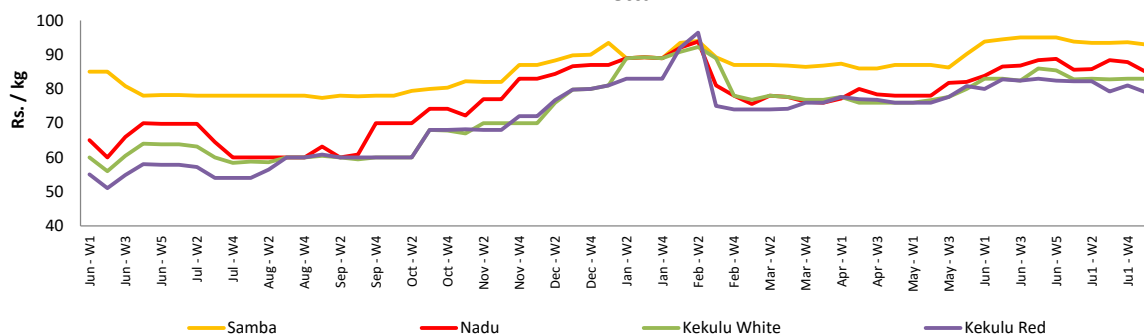
- Price increased by more than 5% compared to previous week average price.
- Price decreased by more than 5% compared to previous week average price.

### Wholesale Prices

#### Marandagahamula

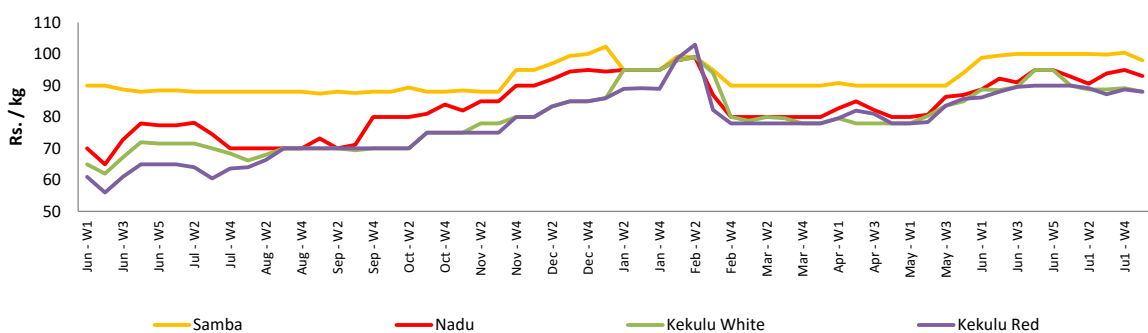


#### Pettah



### Retail Prices

#### Pettah



# Wholesale and Retail Prices of Selected Food Commodities - 2017/08/01

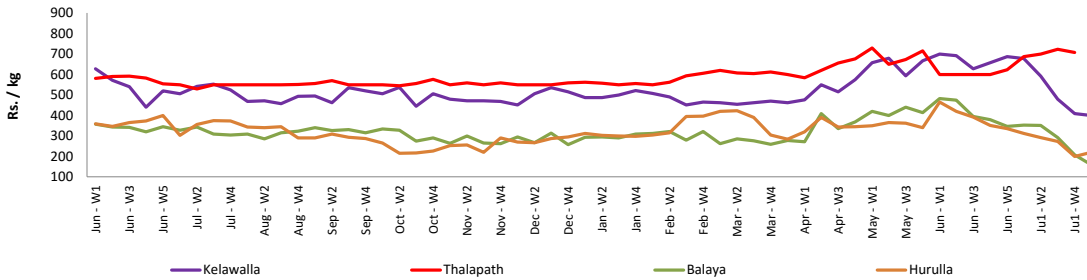
## Fish

Item	Unit	Wholesale				Retail			
		Peliyagoda		Negombo		Peliyagoda		Negombo	
		Previous 5 Days Average	Today	Previous 5 Days Average	Today	Previous 5 Days Average	Today	Previous 5 Days Average	Today
Kelawalla	Rs./Kg	390.00	400.00	426.00	450.00	726.00	760.00	622.00	630.00
Thalapath	Rs./Kg	716.00	n.a.	608.00	600.00	874.00	n.a.	880.00	900.00
Balaya	Rs./Kg	190.00	160.00	220.00	220.00	288.00	260.00	320.00	320.00
Paraw	Rs./Kg	533.00	550.00	400.00	400.00	867.00	900.00	650.00	650.00
Salaya	Rs./Kg	102.00	70.00	92.00	110.00	176.00	140.00	142.00	170.00
Hurulla	Rs./Kg	196.00	220.00	248.00	270.00	288.00	320.00	306.00	300.00

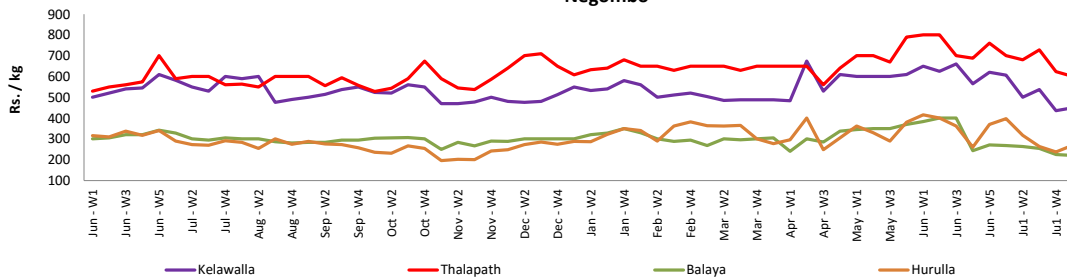
- Price increased by more than 5% compared to previous week average price.
- Price decreased by more than 5% compared to previous week average price.

### Wholesale Prices

#### Peliyagoda

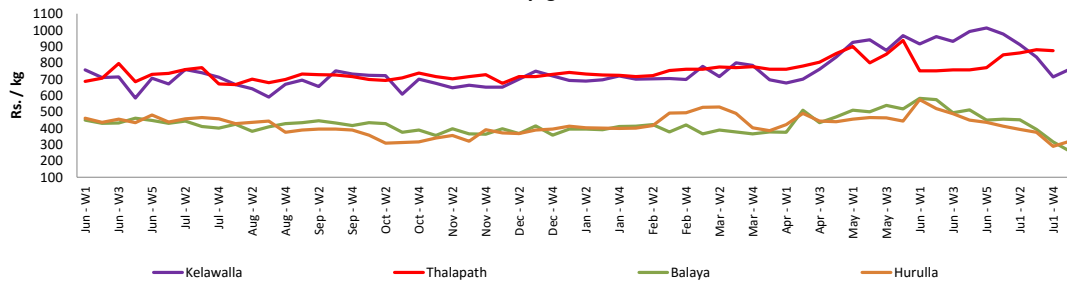


#### Negombo

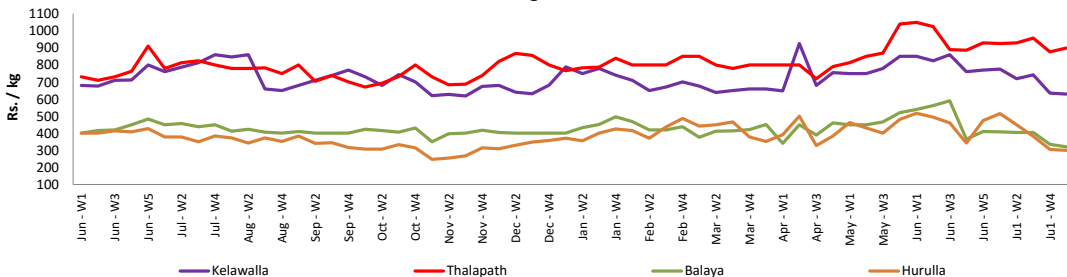


### Retail Prices

#### Peliyagoda



#### Negombo



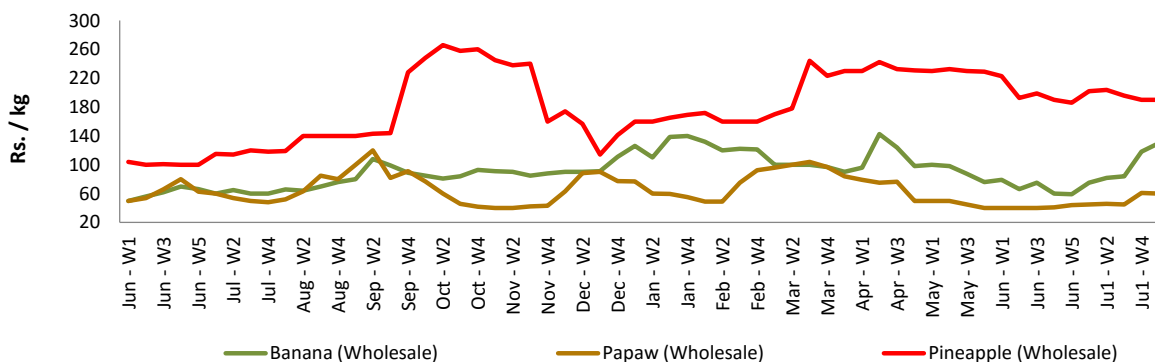
# Wholesale and Retail Prices of Selected Food Commodities - 2017/08/01

## Fruits

Item	Unit	Wholesale		Retail	
		Pettah			
		Previous 5 Days Average	Today	Previous 5 Days Average	Today
Banana (Sour)	Rs./Kg	120.00	130.00	146.00	160.00
Papaw	Rs./Kg	62.00	60.00	74.00	80.00
Pineapple	Rs./Kg	188.00	190.00	250.00	240.00

- Price increased by more than 5% compared to previous week average price.
- Price decreased by more than 5% compared to previous week average price.

### Wholesale - Pettah



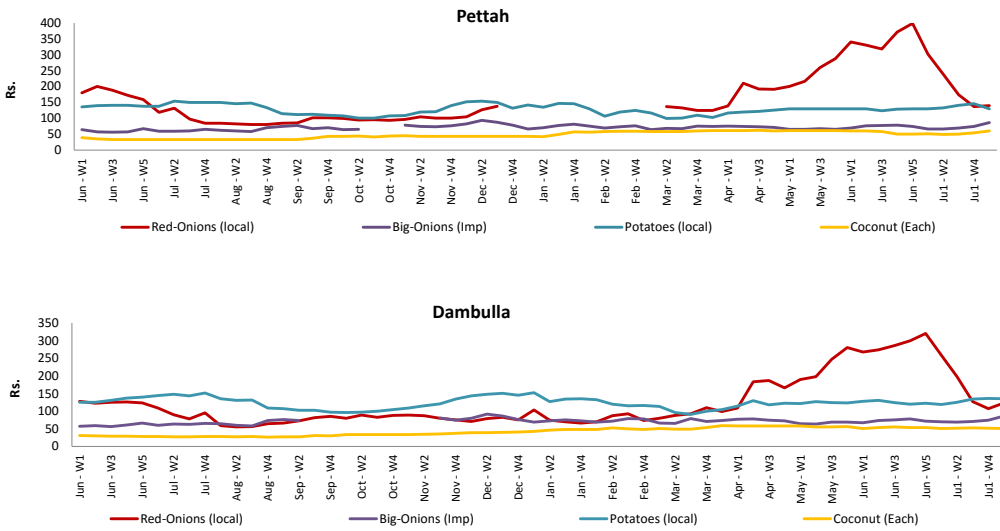
# Wholesale and Retail Prices of Selected Food Commodities - 2017/08/01

## Other

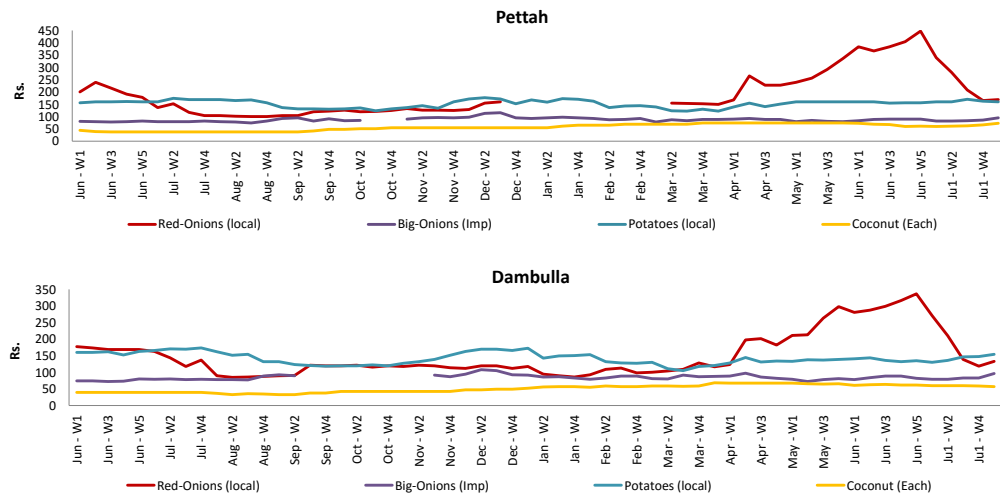
Item	Unit	Wholesale				Retail			
		Pettah		Dambulla		Pettah		Dambulla	
		Previous 5 Days Average	Today	Previous 5 Days Average	Today	Previous 5 Days Average	Today	Previous 5 Days Average	Today
Red-Onions (local)	Rs./Kg	139.00	140.00	111.00	123.00	170.00	170.00	124.00	133.00
Red-Onions (Imp)	Rs./Kg	n.a.	n.a.	n.a.	n.a.	n.a.	n.a.	n.a.	n.a.
Big-Onions (local)	Rs./Kg	n.a.	n.a.	n.a.	n.a.	n.a.	n.a.	n.a.	n.a.
Big-Onions (Imp)	Rs./Kg	77.00	86.00	76.00	86.00	89.00	95.00	86.00	97.00
Potatoes (local)	Rs./Kg	143.00	130.00	135.00	135.00	163.00	160.00	147.00	155.00
Potatoes (Imp)	Rs./Kg	91.00	90.00			108.00	105.00		
Dried Chillies (Imp)	Rs./Kg	163.00	170.00	152.00	155.00	200.00	200.00	164.00	168.00
Coconut	Rs./Nut	55.00	60.00	50.00	51.00	68.40	73.00	58.00	57.00
Coconut oil	Rs./Ltr	320.00	320.00			340.00	340.00		
Dhal	Rs./Kg	134.00	133.00			150.00	150.00		
Sugar	Rs./Kg	98.00	98.00			105.00	105.00		
Eggs	Rs./Each	12.95	13.00			13.90	14.00		
Katta	Rs./Kg	800.00	800.00			850.00	850.00		
Sprats	Rs./Kg	500.00	500.00			550.00	550.00		

- Price increased by more than 5% compared to previous week average price.
- Price decreased by more than 5% compared to previous week average price.

### Wholesale Prices



### Retail Prices



\* Prices of food commodities may vary due to quality and markets among other factors.