

Weekly Summary of Price Developments (From 24 July 2017 to 31 July 2017)



Vegetables

- Prices of most varieties of vegetables increased in in both Petta and Dambulla markets\ except Carrot and Cabbage.



Rice

- Retail price of rice varieties have settled around current prices exceeding the control price imposed with effect from 17th February 2017.



Fruits

- Retail price of most varieties of fruits increased in Pettah market.



Other

- Wholesale prices of Coconut demonstrated a significant increase in Pettah market.
-

Wholesale and Retail Prices of Selected Food Commodities - 2017/07/31

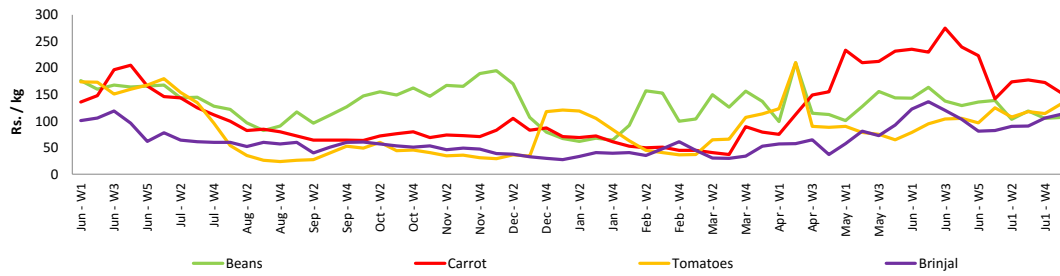
Vegetables

Item	Unit	Wholesale				Retail			
		Pettah		Dambulla		Pettah		Dambulla	
		Previous 5 Days Average	Today	Previous 5 Days Average	Today	Previous 5 Days Average	Today	Previous 5 Days Average	Today
Beans	Rs./Kg	105.00	107.00	106.00	115.00	134.00	133.00	127.00	135.00
Carrot	Rs./Kg	173.00	153.00	168.00	118.00	209.00	177.00	188.00	138.00
Cabbage	Rs./Kg	104.00	87.00	82.00	68.00	135.00	113.00	102.00	88.00
Tomatoes	Rs./Kg	114.00	133.00	84.00	95.00	145.00	157.00	104.00	115.00
Brinjal	Rs./Kg	106.00	113.00	81.00	105.00	139.00	133.00	101.00	125.00
Pumpkin	Rs./Kg	101.00	110.00	82.00	103.00	131.00	128.00	103.00	123.00
Snake gourd	Rs./Kg	113.00	127.00	71.00	75.00	147.00	147.00	91.00	95.00

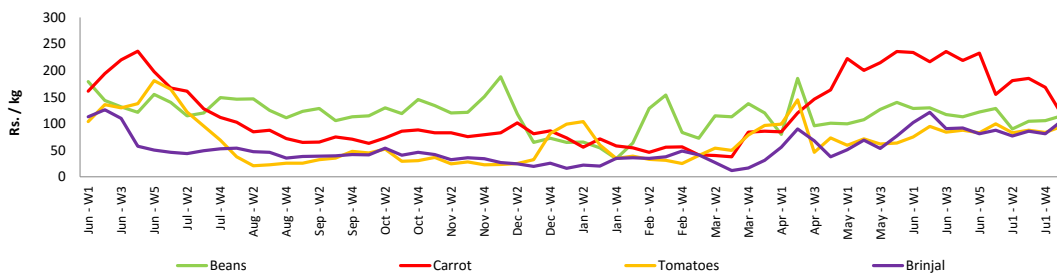
- Price increased by more than 5% compared to previous week average price.
- Price decreased by more than 5% compared to previous week average price.

Wholesale Prices

Pettah

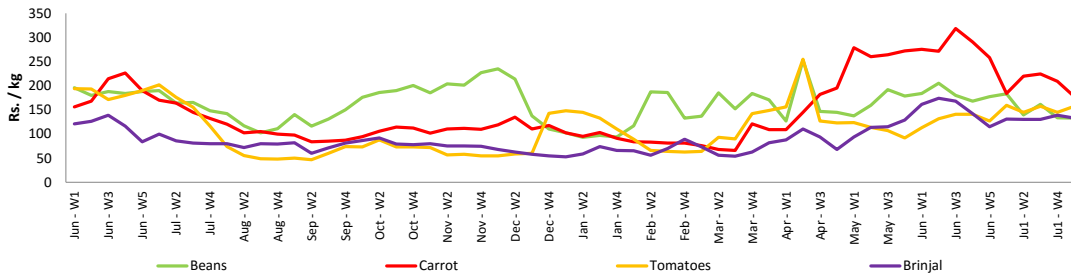


Dambulla

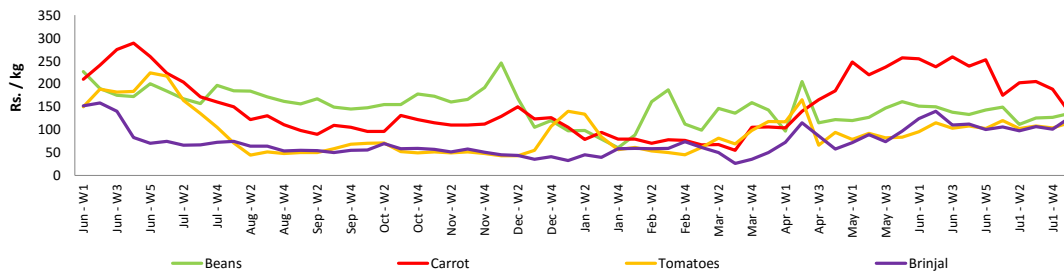


Retail Prices

Pettah



Dambulla



Wholesale and Retail Prices of Selected Food Commodities - 2017/07/31

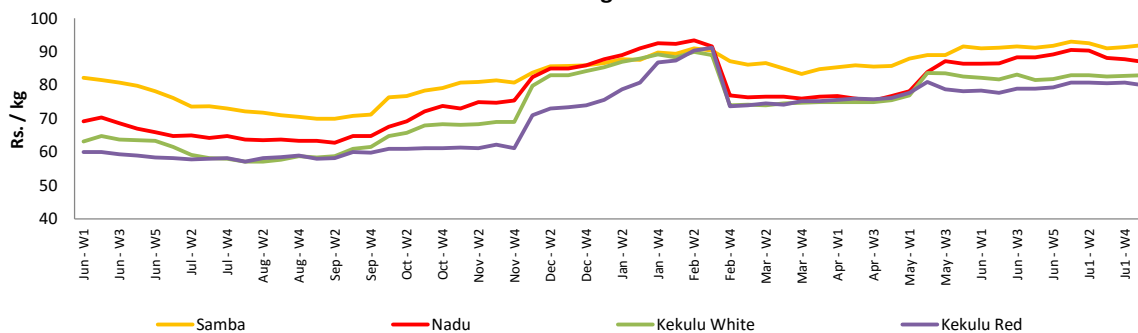
Rice

Item	Unit	Wholesale				Retail	
		Maradagahamula		Pettah		Pettah	
		Previous 5 Days Average	Today	Previous 5 Days Average	Today	Previous 5 Days Average	Today
Samba	Rs./Kg	91.00	92.00	94.00	93.00	100.00	98.00
Nadu	Rs./Kg	88.00	87.00	88.00	85.00	95.00	93.00
Kekulu White	Rs./Kg	83.00	83.00	83.00	83.00	89.00	88.00
Kekulu Red	Rs./Kg	81.00	80.00	81.00	79.00	89.00	88.00

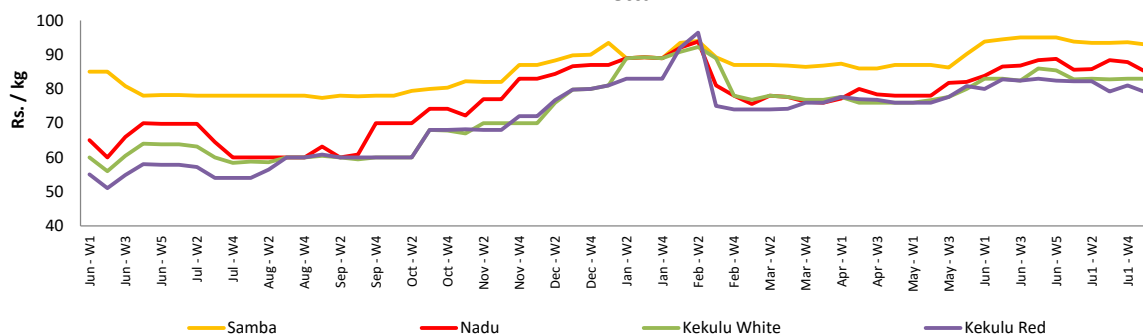
- Price increased by more than 5% compared to previous week average price.
- Price decreased by more than 5% compared to previous week average price.

Wholesale Prices

Marandagahamula

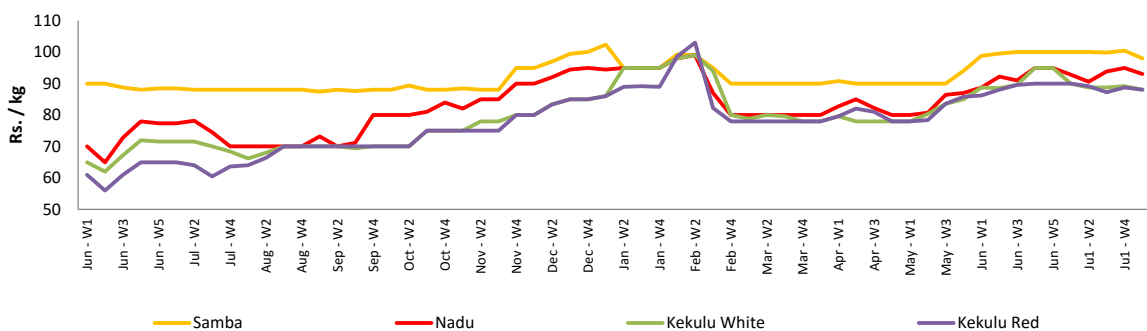


Pettah



Retail Prices

Pettah



Wholesale and Retail Prices of Selected Food Commodities - 2017/07/31

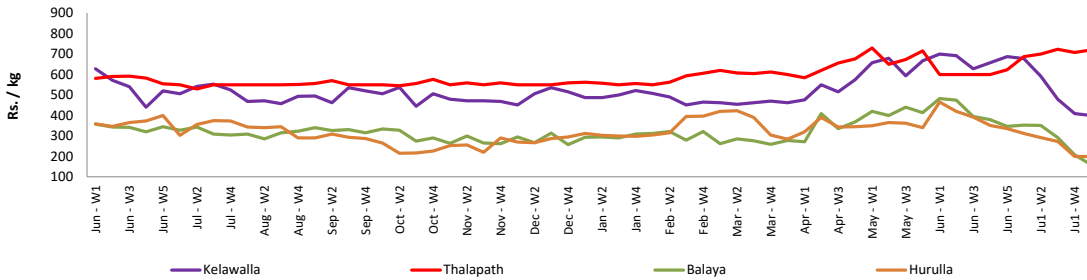
Fish

Item	Unit	Wholesale				Retail			
		Peliyagoda		Negombo		Peliyagoda		Negombo	
		Previous 5 Days Average	Today	Previous 5 Days Average	Today	Previous 5 Days Average	Today	Previous 5 Days Average	Today
Kelawalla	Rs./Kg	410.00	400.00	436.00	450.00	714.00	760.00	636.00	630.00
Thalapath	Rs./Kg	708.00	720.00	624.00	600.00	874.00	880.00	876.00	900.00
Balaya	Rs./Kg	208.00	160.00	226.00	220.00	316.00	260.00	336.00	320.00
Paraw	Rs./Kg	520.00	n.a.	416.00	400.00	825.00	n.a.	660.00	650.00
Salaya	Rs./Kg	106.00	60.00	86.00	110.00	174.00	140.00	134.00	170.00
Hurulla	Rs./Kg	200.00	200.00	238.00	270.00	288.00	300.00	306.00	300.00

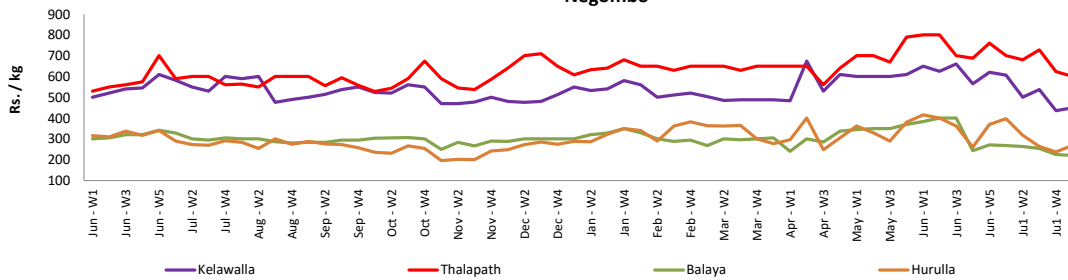
- Price increased by more than 5% compared to previous week average price.
- Price decreased by more than 5% compared to previous week average price.

Wholesale Prices

Peliyagoda

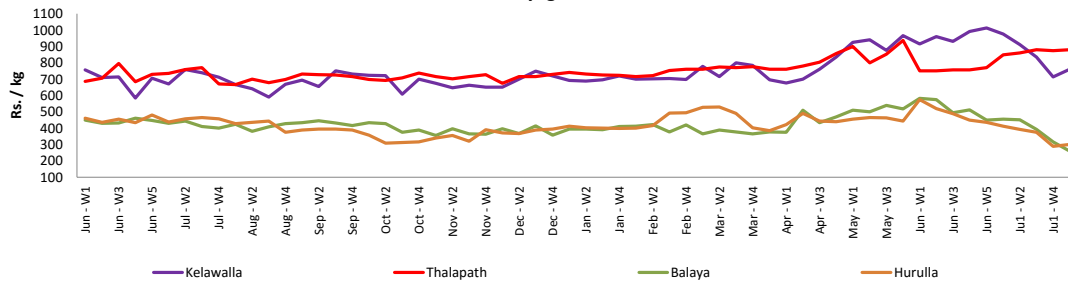


Negombo

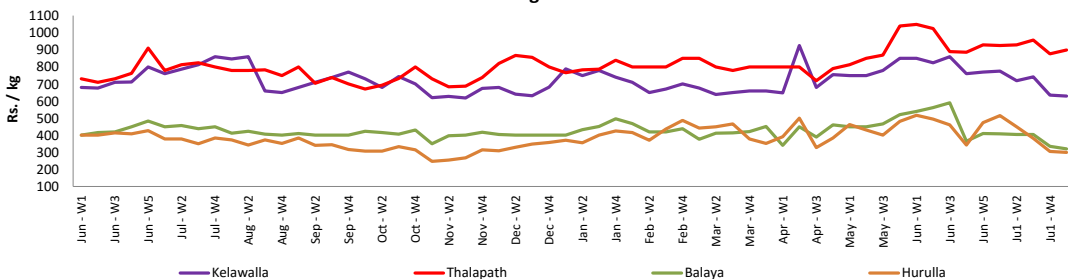


Retail Prices

Peliyagoda



Negombo



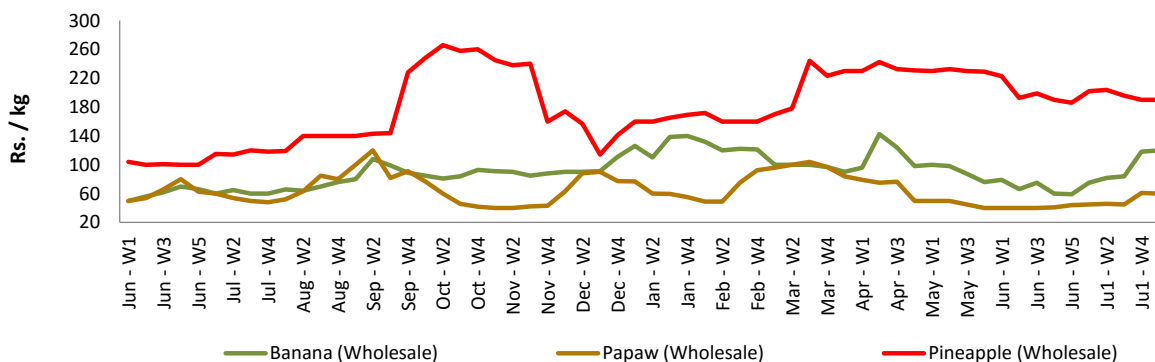
Wholesale and Retail Prices of Selected Food Commodities - 2017/07/31

Fruits

Item	Unit	Wholesale		Retail	
		Pettah			
		Previous 5 Days Average	Today	Previous 5 Days Average	Today
Banana (Sour)	Rs./Kg	118.00	120.00	140.00	160.00
Papaw	Rs./Kg	61.00	60.00	73.00	80.00
Pineapple	Rs./Kg	190.00	190.00	255.00	250.00

- Price increased by more than 5% compared to previous week average price.
- Price decreased by more than 5% compared to previous week average price.

Wholesale - Pettah



Wholesale and Retail Prices of Selected Food Commodities - 2017/07/31

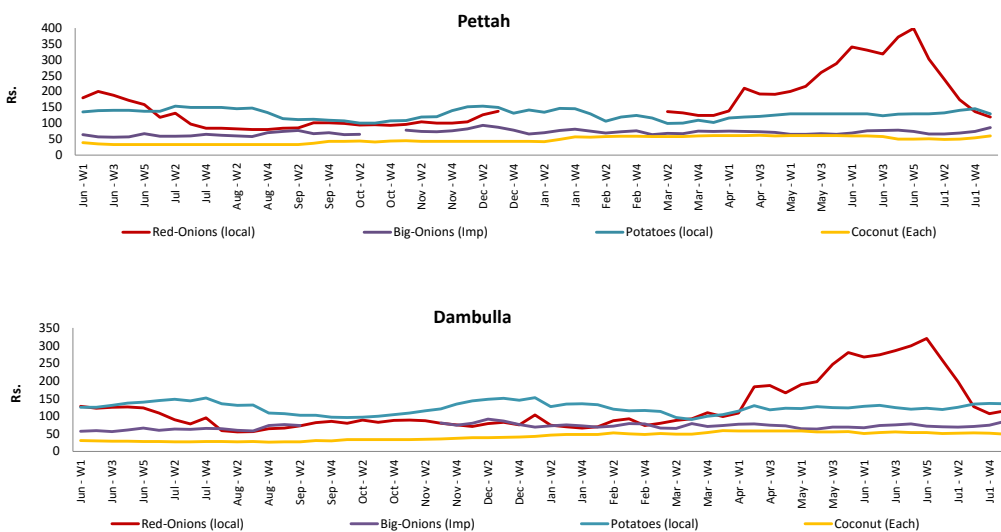
Other

Item	Unit	Wholesale				Retail			
		Pettah		Dambulla		Pettah		Dambulla	
		Previous 5 Days Average	Today	Previous 5 Days Average	Today	Previous 5 Days Average	Today	Previous 5 Days Average	Today
Red-Onions (local)	Rs./Kg	137.00	120.00	107.00	115.00	166.00	160.00	119.00	128.00
Red-Onions (Imp)	Rs./Kg	n.a.	n.a.	n.a.	n.a.	n.a.	n.a.	n.a.	n.a.
Big-Onions (local)	Rs./Kg	n.a.	n.a.	n.a.	n.a.	n.a.	n.a.	n.a.	n.a.
Big-Onions (Imp)	Rs./Kg	74.00	86.00	74.00	85.00	86.00	95.00	83.00	98.00
Potatoes (local)	Rs./Kg	146.00	130.00	136.00	135.00	163.00	160.00	148.00	148.00
Potatoes (Imp)	Rs./Kg	90.00	90.00			107.00	105.00		
Dried Chillies (Imp)	Rs./Kg	161.00	170.00	152.00	163.00	200.00	200.00	164.00	173.00
Coconut	Rs./Nut	54.00	60.00	51.00	49.00	67.00	73.00	59.00	54.00
Coconut oil	Rs./Ltr	320.00	320.00			340.00	340.00		
Dhal	Rs./Kg	135.00	133.00			150.00	150.00		
Sugar	Rs./Kg	98.00	98.00			105.00	105.00		
Eggs	Rs./Each	12.95	13.00			13.90	14.00		
Katta	Rs./Kg	800.00	800.00			850.00	850.00		
Sprats	Rs./Kg	500.00	500.00			550.00	550.00		

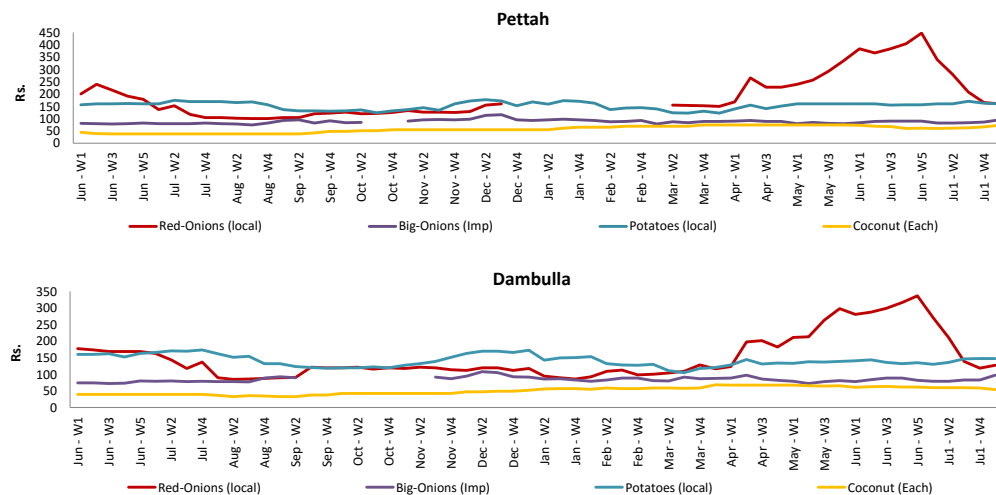
Price increased by more than 5% compared to previous week average price.

Price decreased by more than 5% compared to previous week average price.

Wholesale Prices



Retail Prices



* Prices of food commodities may vary due to quality and markets among other factors.