

Weekly Summary of Price Developments (From 21 July 2017 to 28 July 2017)



Vegetables

- Prices of most varieties of vegetables decreased towards the end of the week in both Pettah and Dambulla markets.



Rice

- Retail price of rice varieties have settled around current prices exceeding the control price imposed with effect from 17th February 2017.



Fish

- Prices of most varieties of fish demonstrated mixed movements in both Peliyagoda and Negombo markets.
-

Wholesale and Retail Prices of Selected Food Commodities - 2017/07/28

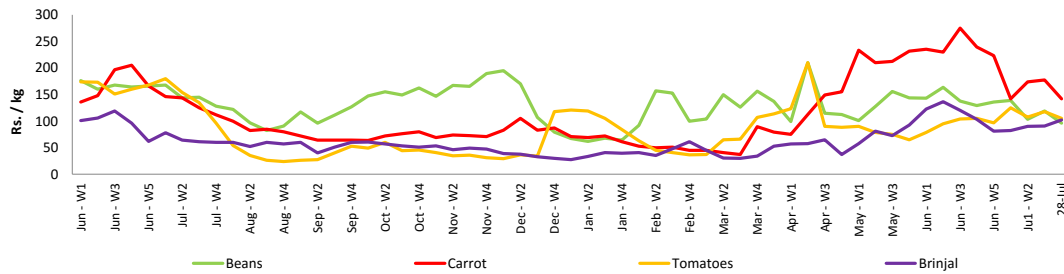
Vegetables

Item	Unit	Wholesale				Retail			
		Pettah		Dambulla		Pettah		Dambulla	
		Previous 5 Days Average	Today	Previous 5 Days Average	Today	Previous 5 Days Average	Today	Previous 5 Days Average	Today
Beans	Rs./Kg	108.00	96.00	105.00	105.00	138.00	138.00	126.00	125.00
Carrot	Rs./Kg	179.00	142.00	172.00	165.00	218.00	188.00	192.00	185.00
Cabbage	Rs./Kg	105.00	90.00	81.00	78.00	139.00	133.00	102.00	98.00
Tomatoes	Rs./Kg	114.00	105.00	85.00	88.00	148.00	140.00	105.00	108.00
Brinjal	Rs./Kg	104.00	102.00	83.00	75.00	139.00	140.00	103.00	95.00
Pumpkin	Rs./Kg	105.00	101.00	86.00	75.00	137.00	123.00	107.00	95.00
Snake gourd	Rs./Kg	114.00	100.00	73.00	63.00	149.00	143.00	93.00	83.00

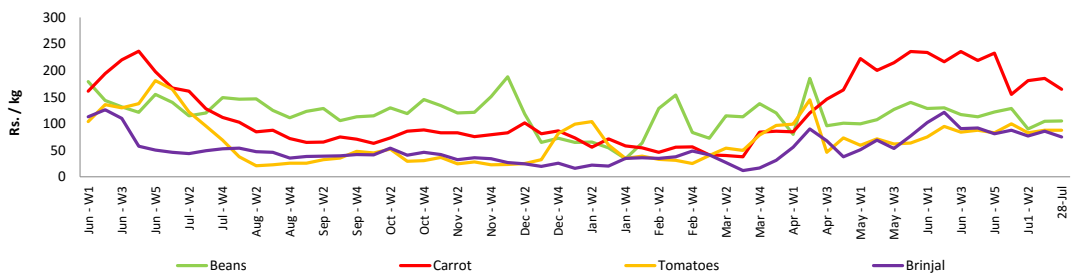
- Price increased by more than 5% compared to previous week average price.
- Price decreased by more than 5% compared to previous week average price.

Wholesale Prices

Pettah

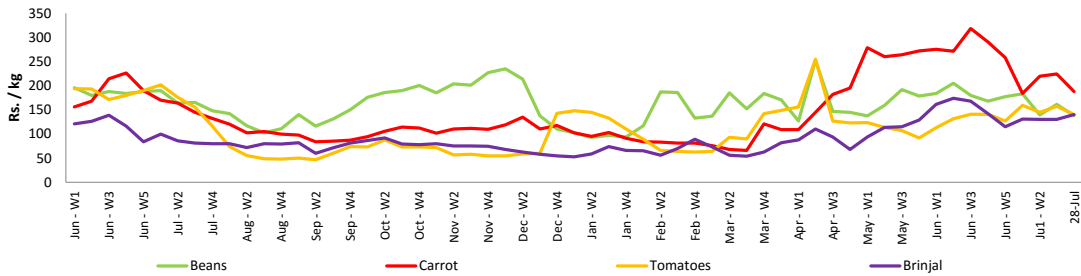


Dambulla

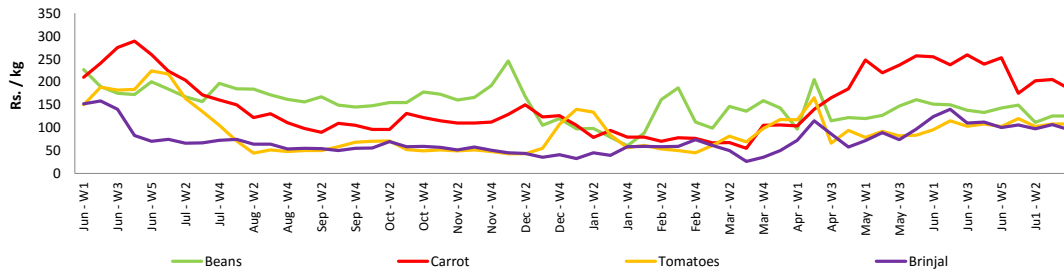


Retail Prices

Pettah



Dambulla



Wholesale and Retail Prices of Selected Food Commodities - 2017/07/28

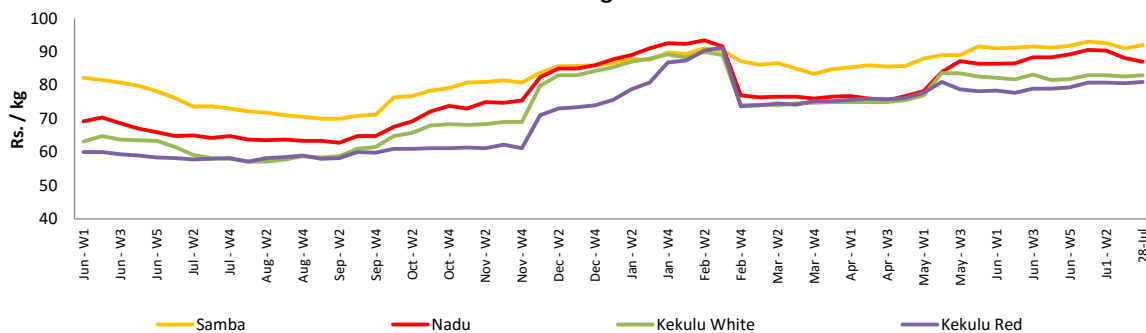
Rice

Item	Unit	Wholesale				Retail	
		Maradagahamula		Pettah		Pettah	
		Previous 5 Days Average		Previous 5 Days Average		Previous 5 Days Average	
		Average	Today	Average	Today	Average	Today
Samba	Rs./Kg	91.00	92.00	93.00	96.00	100.00	102.00
Nadu	Rs./Kg	88.00	87.00	88.00	86.00	95.00	95.00
Kekulu White	Rs./Kg	83.00	83.00	83.00	83.00	89.00	90.00
Kekulu Red	Rs./Kg	81.00	81.00	81.00	80.00	89.00	88.00

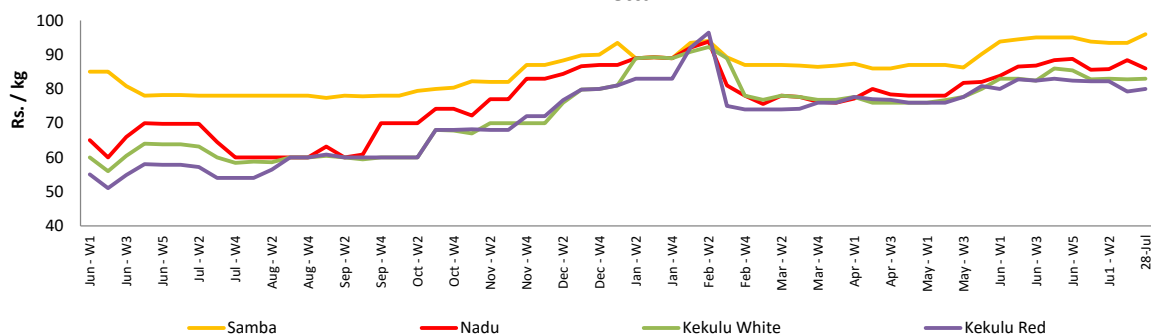
- Price increased by more than 5% compared to previous week average price.
- Price decreased by more than 5% compared to previous week average price.

Wholesale Prices

Marandagahamula

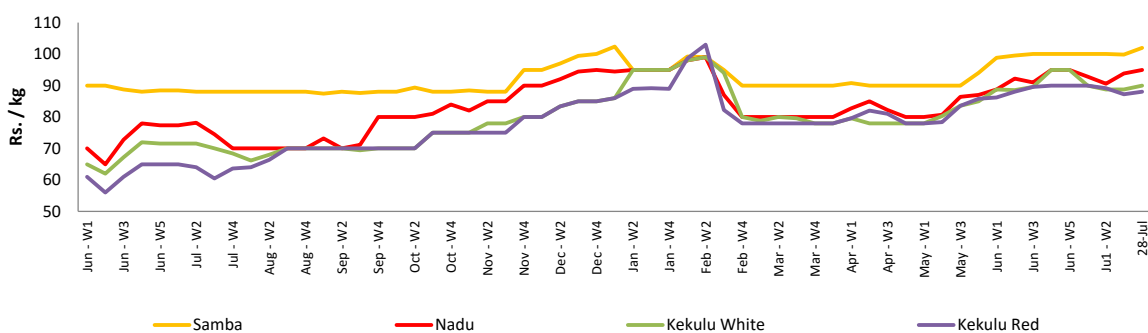


Pettah



Retail Prices

Pettah



Wholesale and Retail Prices of Selected Food Commodities - 2017/07/28

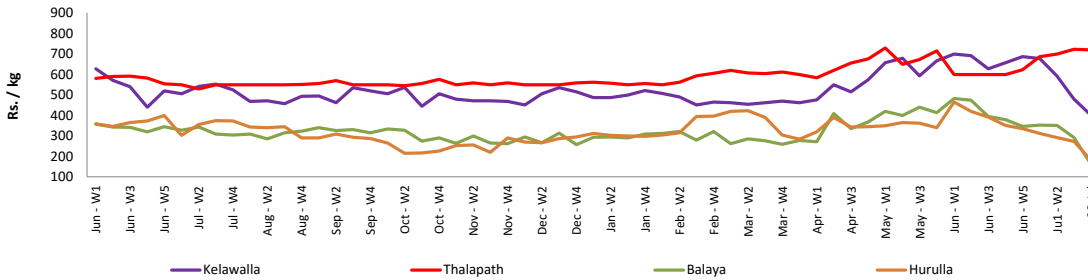
Fish

Item	Unit	Wholesale				Retail			
		Peliyagoda		Negombo		Peliyagoda		Negombo	
		Previous 5 Days Average	Today	Previous 5 Days Average	Today	Previous 5 Days Average	Today	Previous 5 Days Average	Today
Kelawalla	Rs./Kg	414.00	400.00	462.00	420.00	718.00	760.00	662.00	620.00
Thalapath	Rs./Kg	710.00	720.00	644.00	600.00	878.00	880.00	876.00	900.00
Balaya	Rs./Kg	226.00	160.00	232.00	220.00	334.00	260.00	352.00	320.00
Paraw	Rs./Kg	513.00	550.00	442.00	400.00	813.00	900.00	676.00	650.00
Salaya	Rs./Kg	110.00	80.00	86.00	100.00	174.00	160.00	134.00	150.00
Hurulla	Rs./Kg	216.00	180.00	238.00	270.00	304.00	280.00	320.00	300.00

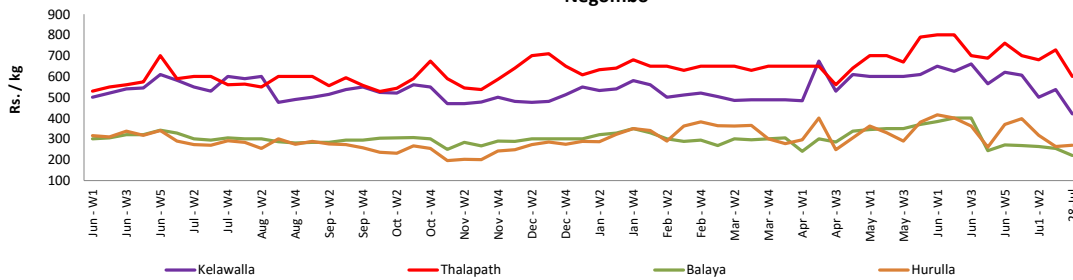
- Price increased by more than 5% compared to previous week average price.
- Price decreased by more than 5% compared to previous week average price.

Wholesale Prices

Peliyagoda

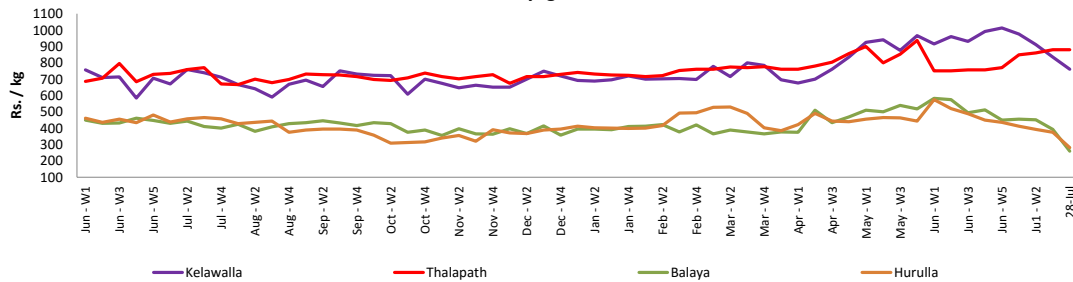


Negombo

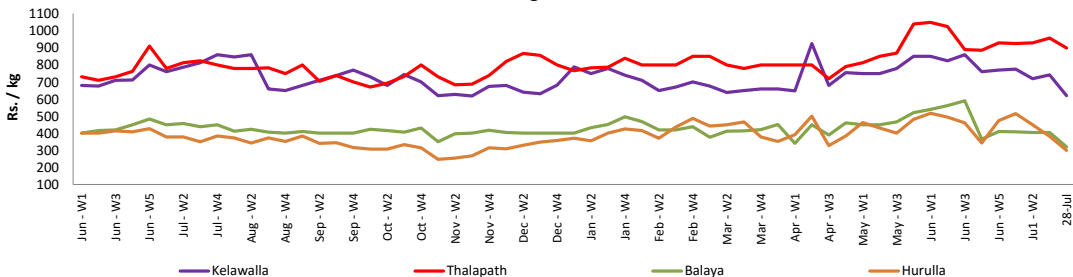


Retail Prices

Peliyagoda



Negombo



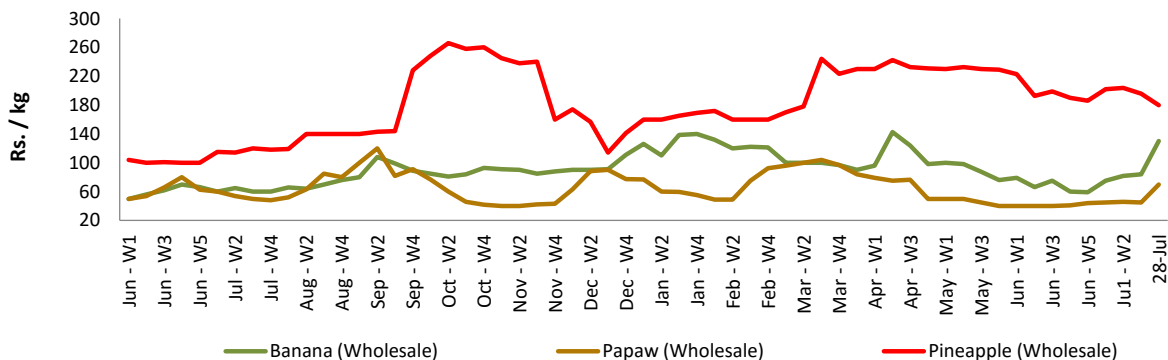
Wholesale and Retail Prices of Selected Food Commodities - 2017/07/28

Fruits

Item	Unit	Wholesale		Retail	
		Pettah			
		Previous 5 Days Average	Today	Previous 5 Days Average	Today
Banana (Sour)	Rs./Kg	110.00	130.00	134.00	150.00
Papaw	Rs./Kg	56.00	70.00	71.00	80.00
Pineapple	Rs./Kg	194.00	180.00	263.00	240.00

- Price increased by more than 5% compared to previous week average price.
- Price decreased by more than 5% compared to previous week average price.

Wholesale - Pettah



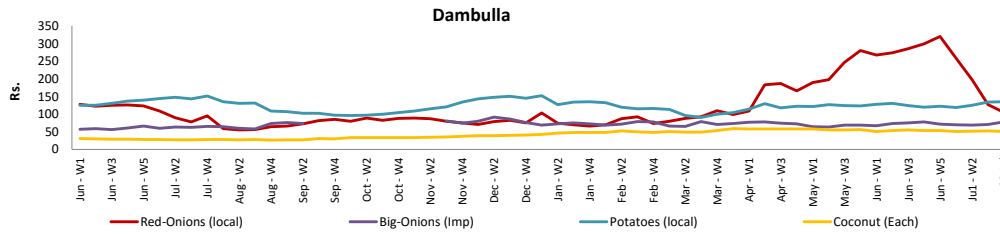
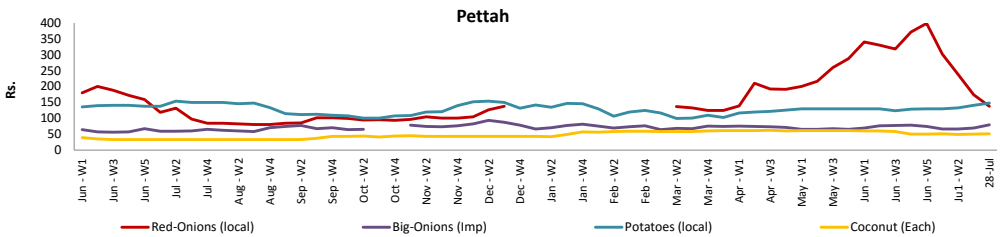
Wholesale and Retail Prices of Selected Food Commodities - 2017/07/28

Other

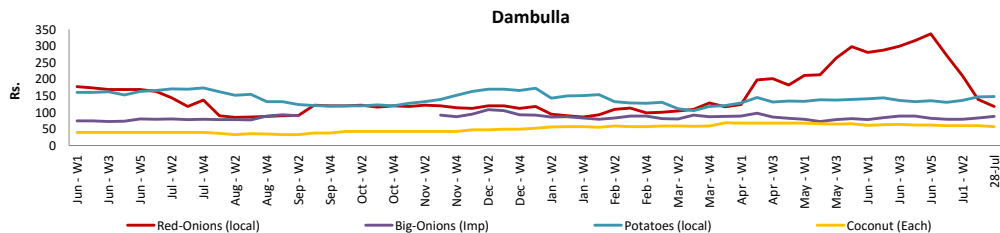
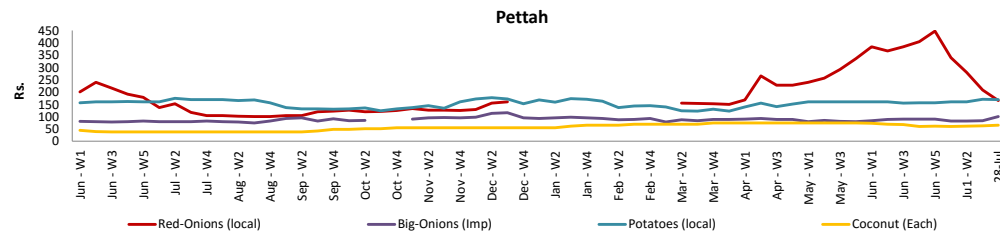
Item	Unit	Wholesale				Retail			
		Pettah		Dambulla		Pettah		Dambulla	
		Previous 5 Days Average	Today	Previous 5 Days Average	Today	Previous 5 Days Average	Today	Previous 5 Days Average	Today
Red-Onions (local)	Rs./Kg	131.00	138.00	105.00	105.00	164.00	165.00	117.00	118.00
Red-Onions (Imp)	Rs./Kg	n.a.	n.a.	n.a.	n.a.	n.a.	n.a.	n.a.	n.a.
Big-Onions (local)	Rs./Kg	n.a.	n.a.	n.a.	n.a.	n.a.	n.a.	n.a.	n.a.
Big-Onions (Imp)	Rs./Kg	72.00	79.00	73.00	78.00	83.00	100.00	82.00	88.00
Potatoes (local)	Rs./Kg	144.00	148.00	136.00	135.00	164.00	170.00	148.00	148.00
Potatoes (Imp)	Rs./Kg	89.00	90.00			105.00	110.00		
Dried Chillies (Imp)	Rs./Kg	160.00	163.00	156.00	145.00	200.00	200.00	167.00	158.00
Coconut	Rs./Nut	54.00	51.00	52.00	51.00	67.00	65.00	60.00	57.00
Coconut oil	Rs./Ltr	320.00	320.00			340.00	340.00		
Dhal	Rs./Kg	134.00	133.00			150.00	150.00		
Sugar	Rs./Kg	97.00	98.00			105.00	105.00		
Eggs	Rs./Each	13.00	12.75			13.90	13.50		
Katta	Rs./Kg	800.00	800.00			850.00	850.00		
Sprats	Rs./Kg	500.00	500.00			550.00	550.00		

- Price increased by more than 5% compared to previous week average price.
- Price decreased by more than 5% compared to previous week average price.

Wholesale Prices



Retail Prices



* Prices of food commodities may vary due to quality and markets among other factors.