

## Weekly Summary of Price Developments (From 20 July 2017 to 27 July 2017)



---

### Vegetables

---

- Prices of most varieties of vegetables decreased towards the end of the week in both Pettah and Dambulla markets.



---

### Rice

---

- Retail price of rice varieties have settled around current prices exceeding the control price imposed with effect from 17th February 2017.



---

### Fish

---

- Prices of most varieties of fish decreased in Negombo market while prices in Peliyagda market demonstrated a mixed movement
-

# Wholesale and Retail Prices of Selected Food Commodities - 2017/07/27

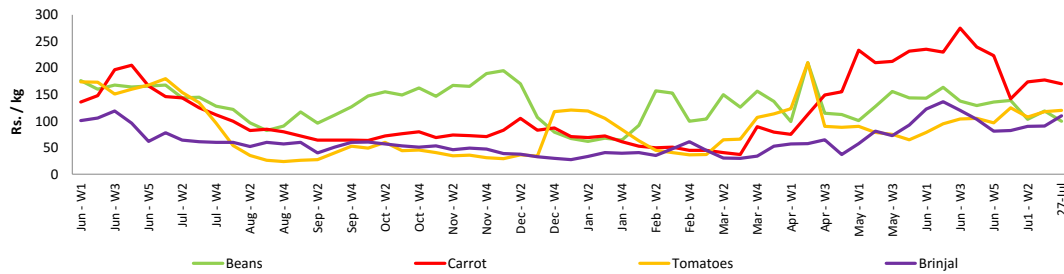
## Vegetables

Item	Unit	Wholesale				Retail			
		Pettah		Dambulla		Pettah		Dambulla	
		Previous 5 Days Average	Today	Previous 5 Days Average	Today	Previous 5 Days Average	Today	Previous 5 Days Average	Today
Beans	Rs./Kg	106.00	100.00	109.00	90.00	139.00	120.00	129.00	113.00
Carrot	Rs./Kg	180.00	170.00	176.00	175.00	221.00	190.00	196.00	195.00
Cabbage	Rs./Kg	103.00	100.00	83.00	83.00	137.00	130.00	104.00	105.00
Tomatoes	Rs./Kg	117.00	120.00	85.00	75.00	152.00	140.00	105.00	95.00
Brinjal	Rs./Kg	104.00	110.00	84.00	75.00	139.00	140.00	104.00	95.00
Pumpkin	Rs./Kg	112.00	90.00	91.00	83.00	142.00	120.00	111.00	105.00
Snake gourd	Rs./Kg	118.00	100.00	74.00	63.00	152.00	130.00	94.00	83.00

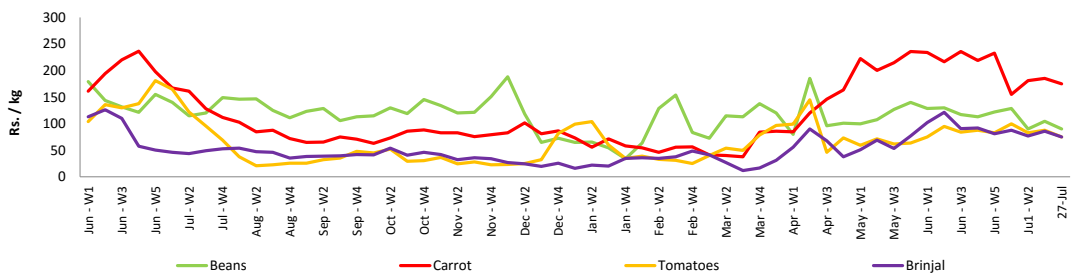
- Price increased by more than 5% compared to previous week average price.
- Price decreased by more than 5% compared to previous week average price.

### Wholesale Prices

#### Pettah

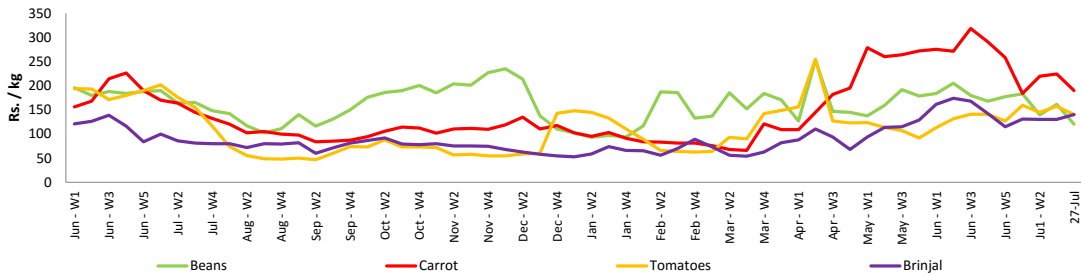


#### Dambulla

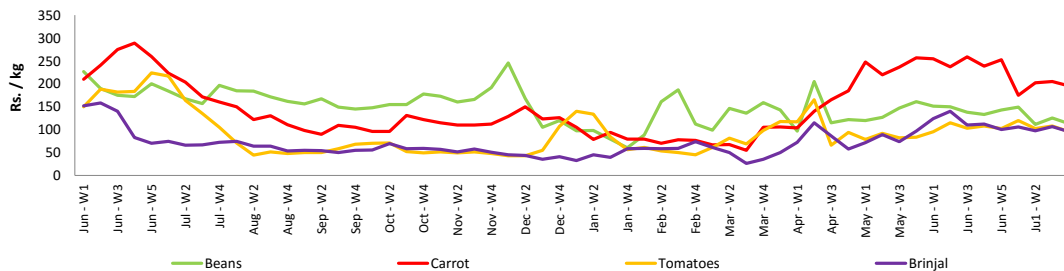


### Retail Prices

#### Pettah



#### Dambulla



# Wholesale and Retail Prices of Selected Food Commodities - 2017/07/27

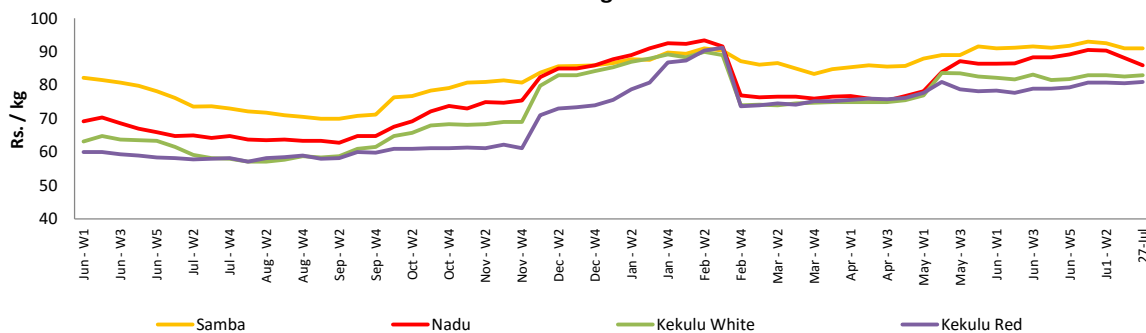
## Rice

Item	Unit	Wholesale				Retail	
		Maradagahamula		Pettah		Pettah	
		Previous 5 Days Average		Previous 5 Days Average		Previous 5 Days Average	
		Average	Today	Average	Today	Average	Today
Samba	Rs./Kg	91.00	91.00	93.00	93.00	100.00	100.00
Nadu	Rs./Kg	89.00	86.00	89.00	86.00	95.00	95.00
Kekulu White	Rs./Kg	83.00	83.00	83.00	83.00	89.00	90.00
Kekulu Red	Rs./Kg	81.00	81.00	81.00	80.00	89.00	88.00

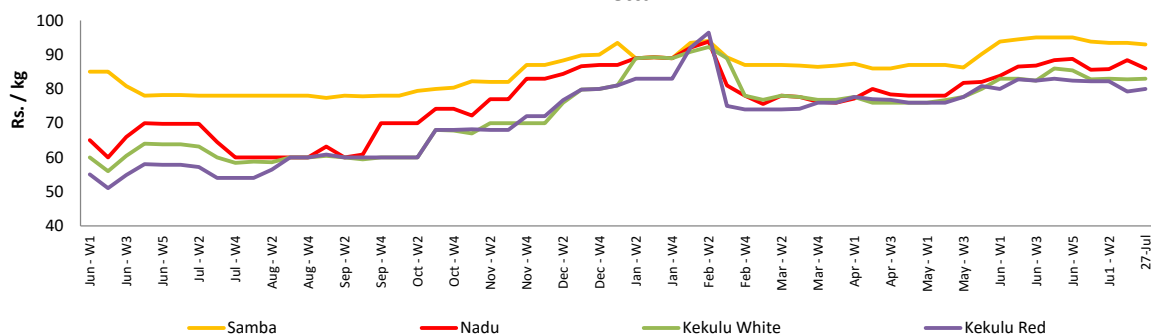
- Price increased by more than 5% compared to previous week average price.
- Price decreased by more than 5% compared to previous week average price.

### Wholesale Prices

#### Marandagahamula

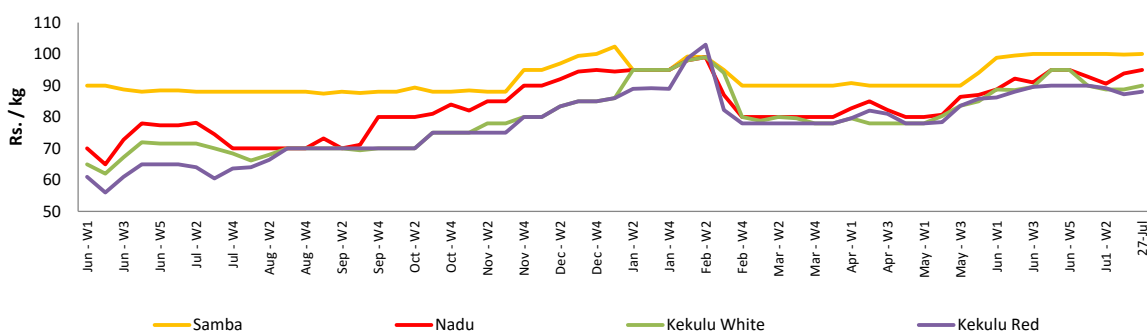


#### Pettah



### Retail Prices

#### Pettah



# Wholesale and Retail Prices of Selected Food Commodities - 2017/07/27

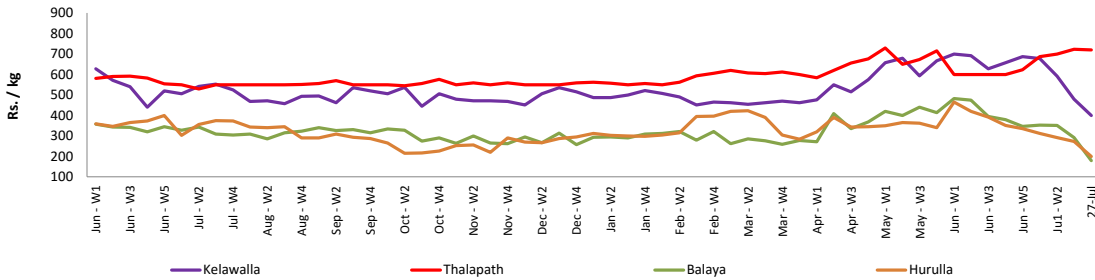
## Fish

Item	Unit	Wholesale				Retail			
		Peliyagoda		Negombo		Peliyagoda		Negombo	
		Previous 5 Days Average	Today	Previous 5 Days Average	Today	Previous 5 Days Average	Today	Previous 5 Days Average	Today
Kelawalla	Rs./Kg	418.00	400.00	482.00	420.00	722.00	760.00	682.00	620.00
Thalapath	Rs./Kg	712.00	720.00	670.00	600.00	882.00	880.00	892.00	900.00
Balaya	Rs./Kg	240.00	180.00	238.00	220.00	348.00	280.00	368.00	320.00
Paraw	Rs./Kg	513.00	550.00	468.00	400.00	800.00	900.00	692.00	650.00
Salaya	Rs./Kg	114.00	80.00	94.00	70.00	174.00	160.00	144.00	110.00
Hurulla	Rs./Kg	226.00	200.00	242.00	240.00	314.00	300.00	336.00	300.00

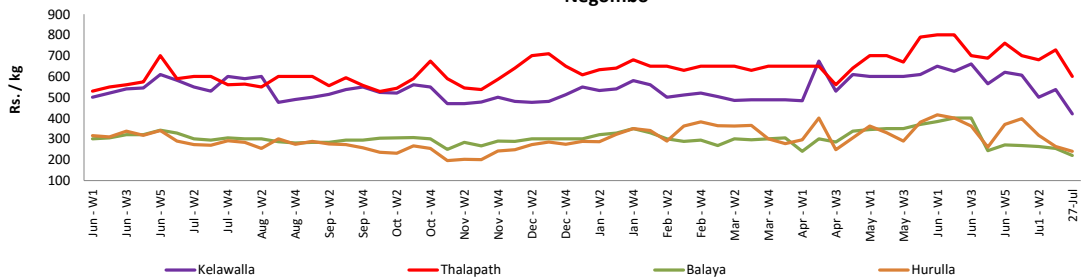
- Price increased by more than 5% compared to previous week average price.
- Price decreased by more than 5% compared to previous week average price.

### Wholesale Prices

#### Peliyagoda

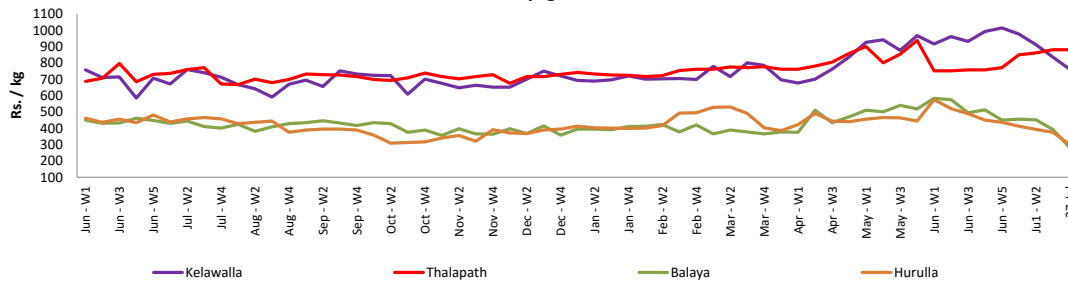


#### Negombo

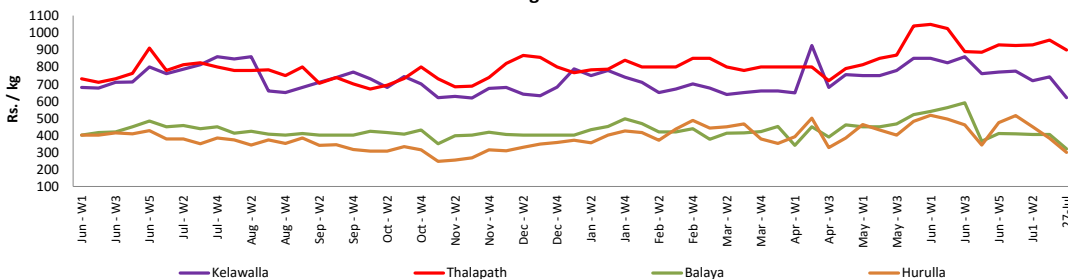


### Retail Prices

#### Peliyagoda



#### Negombo



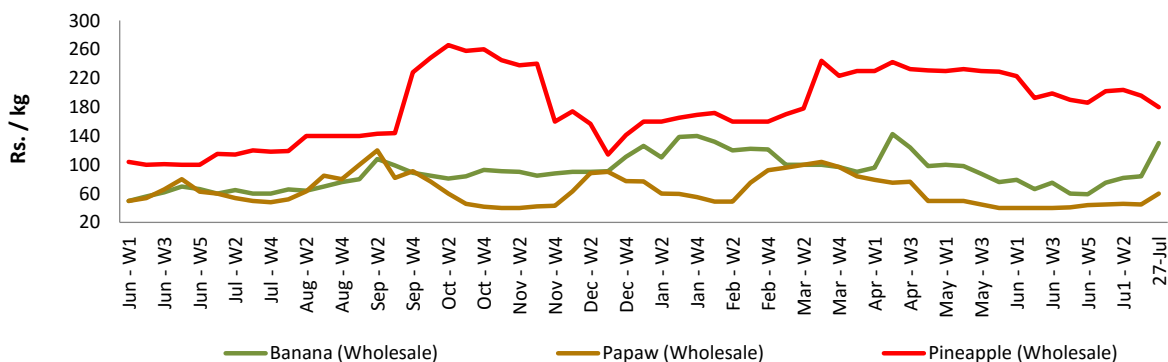
# Wholesale and Retail Prices of Selected Food Commodities - 2017/07/27

## Fruits

Item	Unit	Wholesale		Retail	
		Pettah			
		Previous 5 Days Average	Today	Previous 5 Days Average	Today
Banana (Sour)	Rs./Kg	100.00	130.00	128.00	150.00
Papaw	Rs./Kg	53.00	60.00	71.00	70.00
Pineapple	Rs./Kg	198.00	180.00	269.00	240.00

- Price increased by more than 5% compared to previous week average price.
- Price decreased by more than 5% compared to previous week average price.

### Wholesale - Pettah



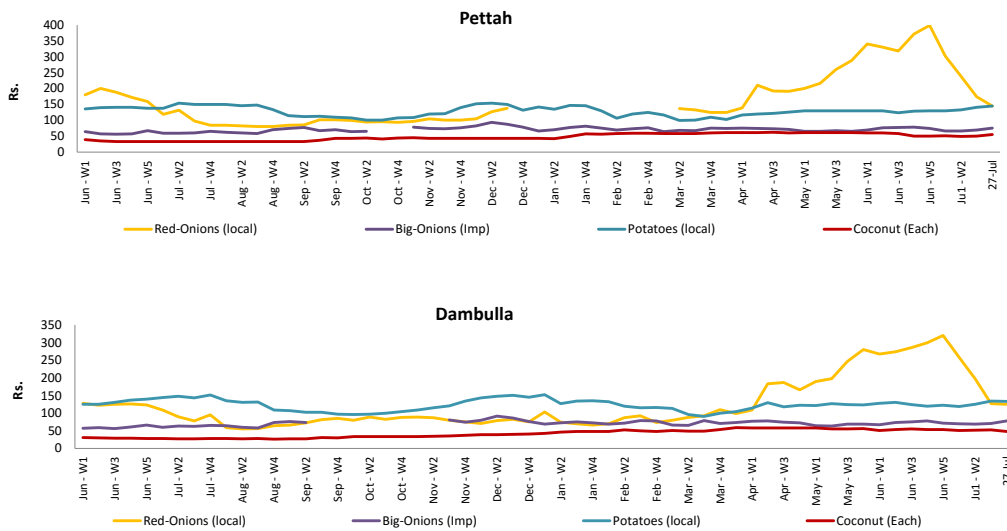
## Wholesale and Retail Prices of Selected Food Commodities - 2017/07/27

### Other

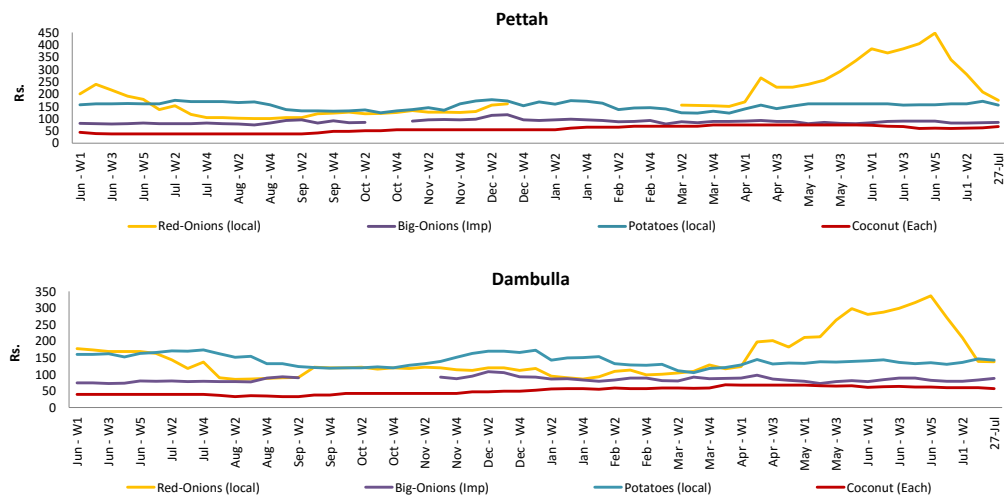
Item	Unit	Wholesale				Retail			
		Pettah		Dambulla		Pettah		Dambulla	
		Previous 5 Days Average	Today	Previous 5 Days Average	Today	Previous 5 Days Average	Today	Previous 5 Days Average	Today
Red-Onions (local)	Rs./Kg	130.00	145.00	105.00	125.00	165.00	175.00	117.00	138.00
Red-Onions (Imp)	Rs./Kg	n.a.	n.a.	n.a.	n.a.	n.a.	n.a.	n.a.	n.a.
Big-Onions (local)	Rs./Kg	n.a.	n.a.	n.a.	n.a.	n.a.	n.a.	n.a.	n.a.
Big-Onions (Imp)	Rs./Kg	71.00	75.00	71.00	78.00	83.00	85.00	81.00	88.00
Potatoes (local)	Rs./Kg	144.00	145.00	137.00	133.00	169.00	155.00	149.00	143.00
Potatoes (Imp)	Rs./Kg	88.00	88.00			104.00	105.00		
Dried Chillies (Imp)	Rs./Kg	160.00	160.00	158.00	145.00	200.00	200.00	169.00	158.00
Coconut	Rs./Nut	53.00	55.00	53.00	48.00	66.00	68.00	61.00	57.00
Coconut oil	Rs./Ltr	320.00	320.00			340.00	340.00		
Dhal	Rs./Kg	134.00	135.00			150.00	150.00		
Sugar	Rs./Kg	97.00	98.00			105.00	105.00		
Eggs	Rs./Each	13.00	13.00			13.90	14.00		
Katta	Rs./Kg	800.00	800.00			850.00	850.00		
Sprats	Rs./Kg	500.00	500.00			550.00	550.00		

- Price increased by more than 5% compared to previous week average price.
- Price decreased by more than 5% compared to previous week average price.

### Wholesale Prices



### Retail Prices



\* Prices of food commodities may vary due to quality and markets among other factors.