

Weekly Summary of Price Developments (From 12 July 2017 to 19 July 2017)



Vegetables

- Prices of vegetables demonstrated mixed movements during the week in both Pettah and Dambulla markets.



Rice

- Retail price of rice varieties have settled around current prices exceeding the control price imposed with effect from 17th February 2017.



Fish

- Prices of fish excluding Thalapath decreased in both Peliyagoda and Negombo markets due to high supply.



Other

- Prices of local red onions continue the decreasing trend in both Pettah and Dambulla markets due to higher supply.
 - Prices of local potatoes increased in both Pettah and Dambulla markets.
-

Wholesale and Retail Prices of Selected Food Commodities - 2017/07/19

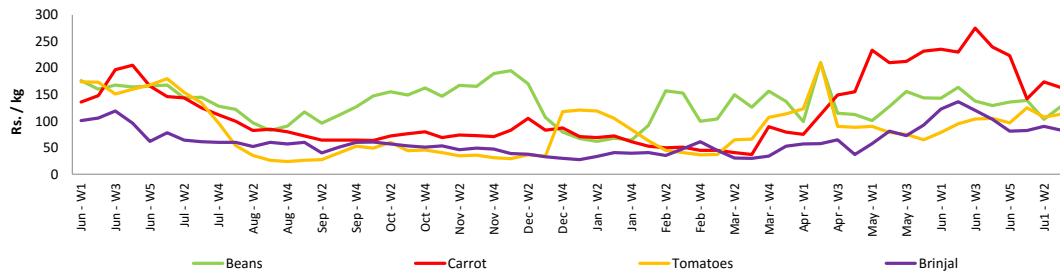
Vegetables

Item	Unit	Wholesale				Retail			
		Pettah		Dambulla		Pettah		Dambulla	
		Previous 5 Days Average	Today	Previous 5 Days Average	Today	Previous 5 Days Average	Today	Previous 5 Days Average	Today
Beans	Rs./Kg	114.00	128.00	95.00	95.00	154.00	165.00	116.00	115.00
Carrot	Rs./Kg	167.00	163.00	175.00	195.00	217.00	205.00	197.00	215.00
Cabbage	Rs./Kg	100.00	80.00	84.00	83.00	153.00	133.00	104.00	105.00
Tomatoes	Rs./Kg	111.00	113.00	86.00	88.00	150.00	153.00	105.00	108.00
Brinjal	Rs./Kg	90.00	83.00	77.00	93.00	133.00	120.00	97.00	118.00
Pumpkin	Rs./Kg	122.00	120.00	98.00	115.00	159.00	153.00	118.00	135.00
Snake gourd	Rs./Kg	122.00	123.00	81.00	83.00	155.00	150.00	101.00	103.00

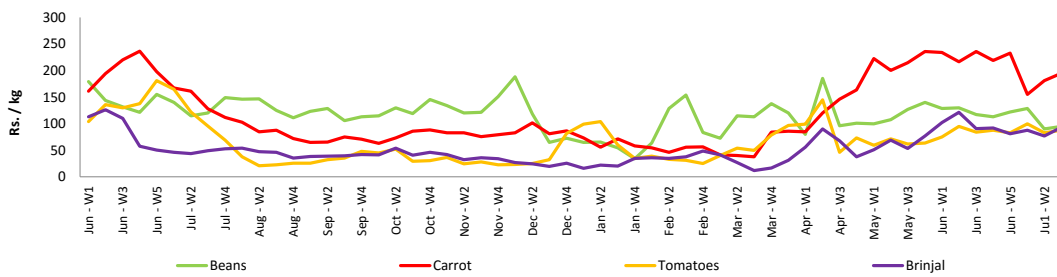
- Price increased by more than 5% compared to previous week average price.
- Price decreased by more than 5% compared to previous week average price.

Wholesale Prices

Pettah

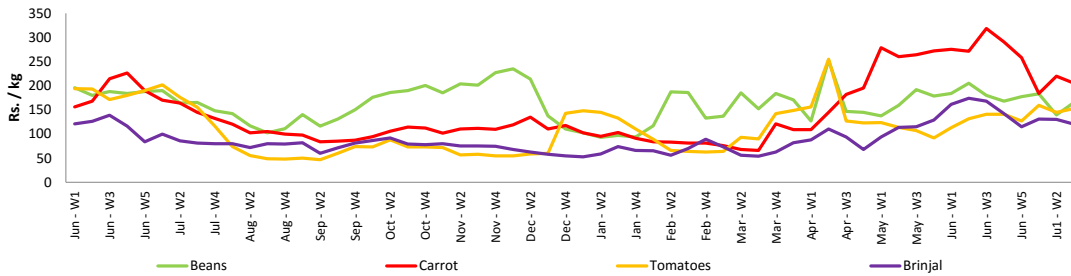


Dambulla

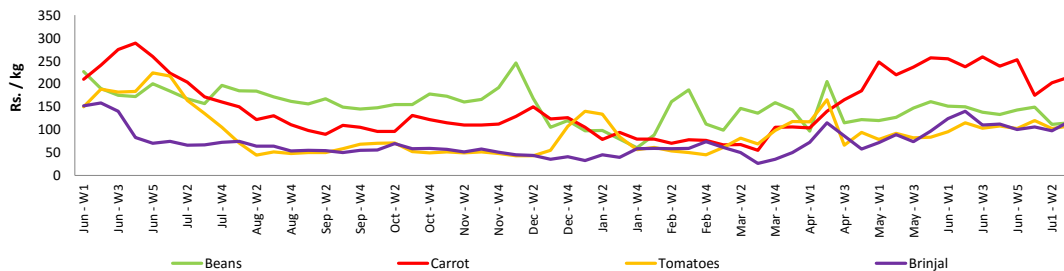


Retail Prices

Pettah



Dambulla



Wholesale and Retail Prices of Selected Food Commodities - 2017/07/19

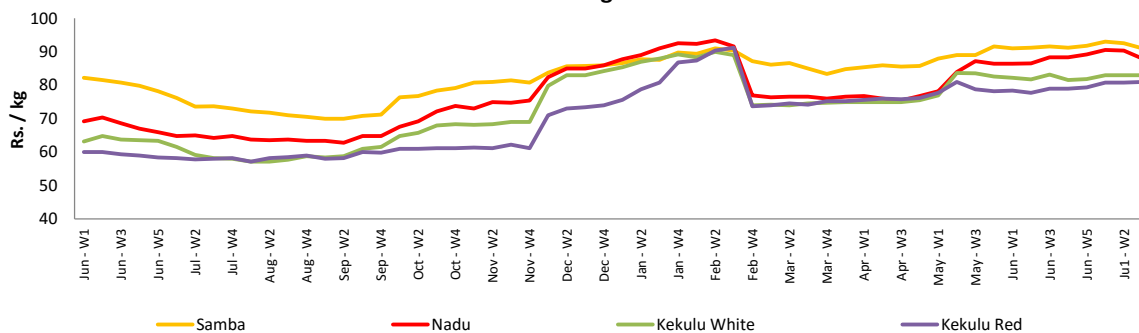
Rice

Item	Unit	Wholesale				Retail	
		Maradagahamula		Pettah		Pettah	
		Previous 5 Days		Previous 5 Days		Previous 5 Days	
		Average	Today	Average	Today	Average	Today
Samba	Rs./Kg	92.00	91.00	93.00	93.00	100.00	100.00
Nadu	Rs./Kg	89.00	88.00	86.00	89.00	91.00	95.00
Kekulu White	Rs./Kg	83.00	83.00	83.00	82.00	89.00	88.00
Kekulu Red	Rs./Kg	80.00	81.00	81.00	79.00	88.00	87.00

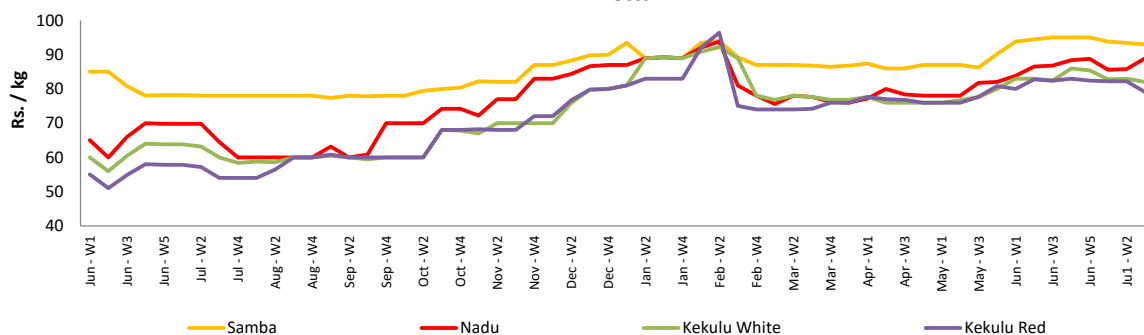
- Price increased by more than 5% compared to previous week average price.
- Price decreased by more than 5% compared to previous week average price.

Wholesale Prices

Marandagahamula

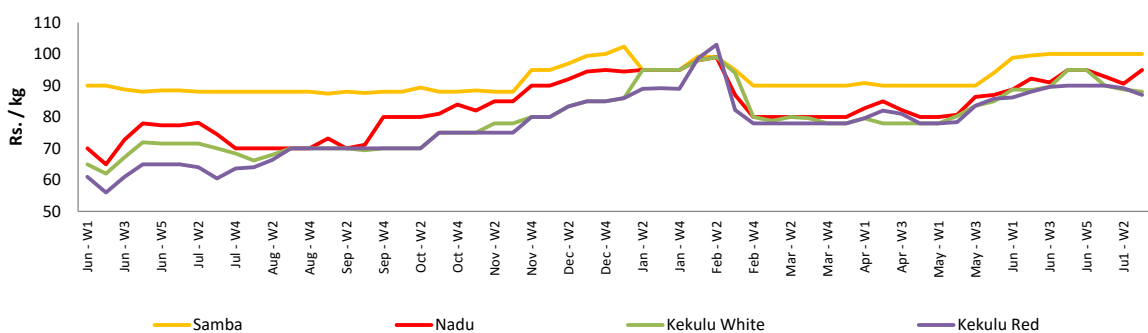


Pettah



Retail Prices

Pettah



Wholesale and Retail Prices of Selected Food Commodities - 2017/07/19

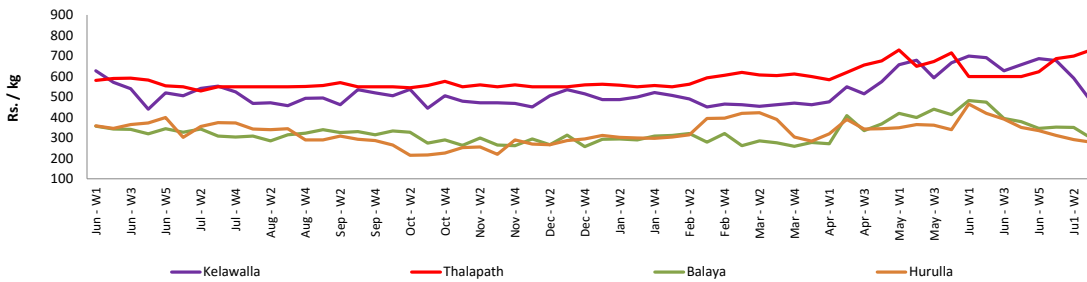
Fish

Item	Unit	Wholesale				Retail			
		Peliyagoda		Negombo		Peliyagoda		Negombo	
		Previous 5 Days Average	Today	Previous 5 Days Average	Today	Previous 5 Days Average	Today	Previous 5 Days Average	Today
Kelawalla	Rs./Kg	568.00	480.00	520.00	520.00	896.00	860.00	736.00	720.00
Thalapath	Rs./Kg	706.00	730.00	704.00	730.00	856.00	900.00	944.00	980.00
Balaya	Rs./Kg	344.00	300.00	260.00	250.00	444.00	400.00	404.00	400.00
Paraw	Rs./Kg	596.00	580.00	540.00	530.00	896.00	880.00	744.00	730.00
Salaya	Rs./Kg	158.00	150.00	106.00	110.00	236.00	220.00	164.00	160.00
Hurulla	Rs./Kg	280.00	280.00	292.00	260.00	380.00	380.00	418.00	380.00

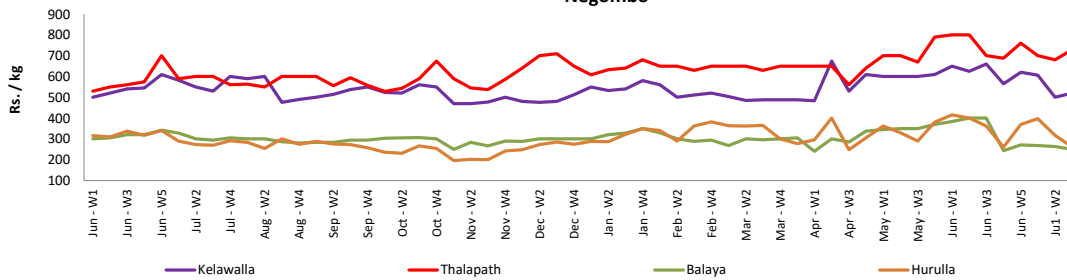
- Price increased by more than 5% compared to previous week average price.
- Price decreased by more than 5% compared to previous week average price.

Wholesale Prices

Peliyagoda

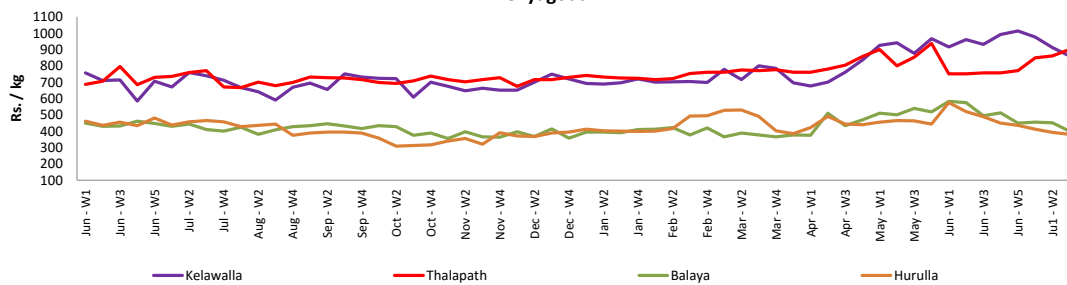


Negombo

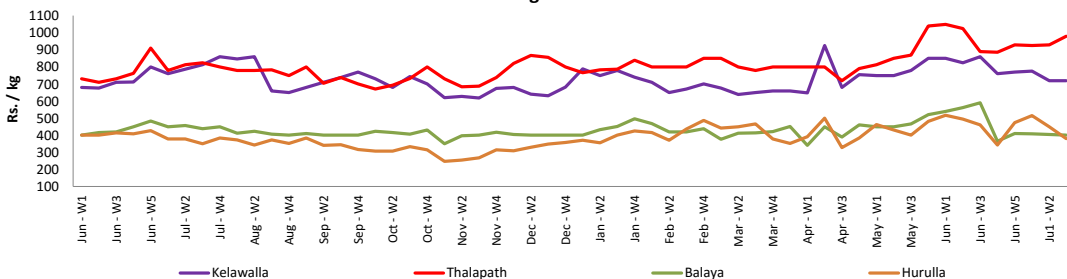


Retail Prices

Peliyagoda



Negombo



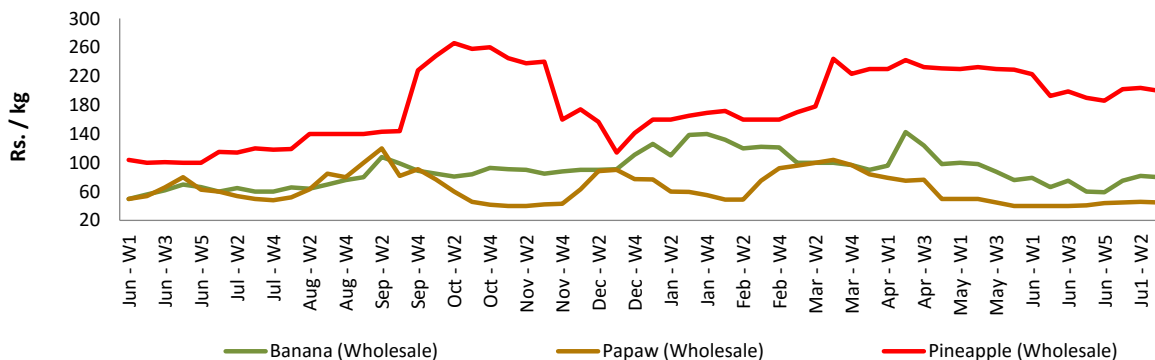
Wholesale and Retail Prices of Selected Food Commodities - 2017/07/19

Fruits

Item	Unit	Wholesale		Retail	
		Pettah			
		Previous 5 Days Average	Today	Previous 5 Days Average	Today
Banana (Sour)	Rs./Kg	82.00	80.00	122.00	120.00
Papaw	Rs./Kg	45.00	45.00	70.00	70.00
Pineapple	Rs./Kg	196.00	200.00	271.00	270.00

- Price increased by more than 5% compared to previous week average price.
- Price decreased by more than 5% compared to previous week average price.

Wholesale - Pettah



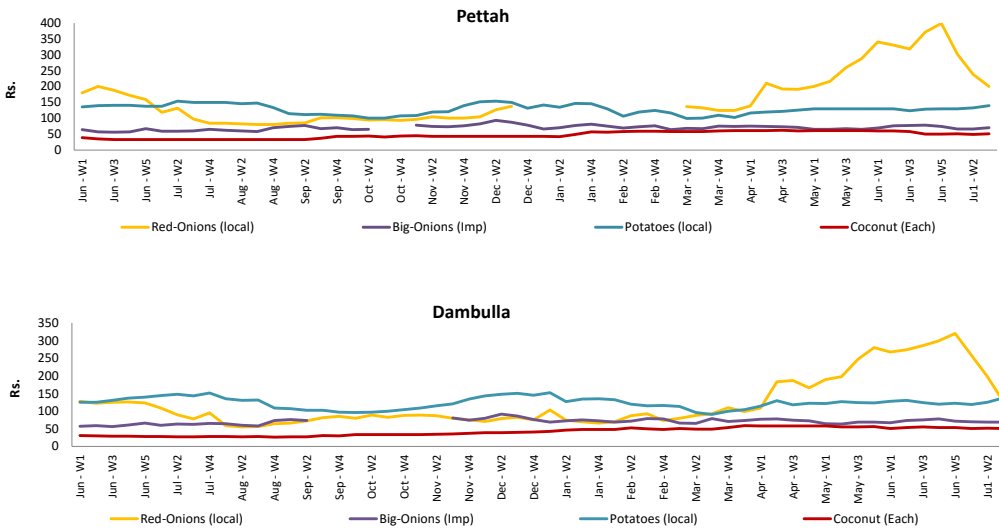
Wholesale and Retail Prices of Selected Food Commodities - 2017/07/19

Other

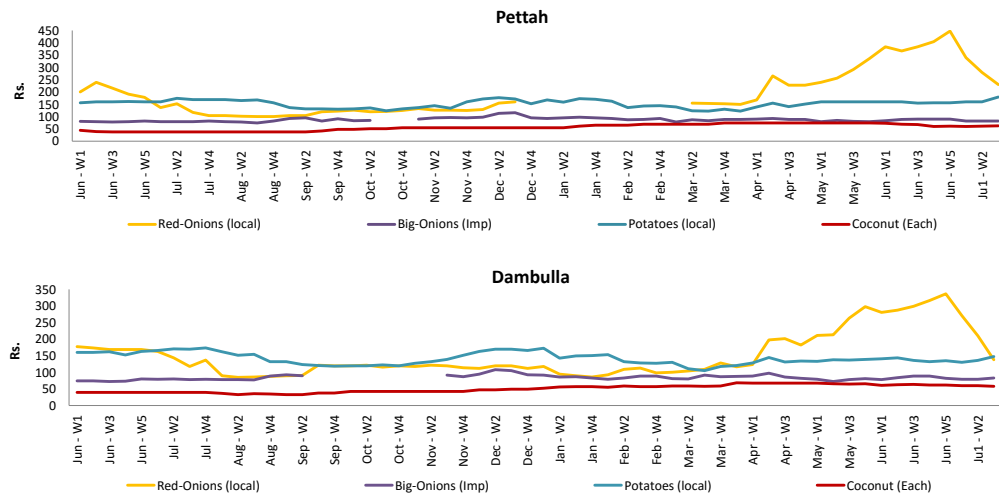
Item	Unit	Wholesale				Retail			
		Pettah		Dambulla		Pettah		Dambulla	
		Previous 5 Days Average	Today	Previous 5 Days Average	Today	Previous 5 Days Average	Today	Previous 5 Days Average	Today
Red-Onions (local)	Rs./Kg	212.00	200.00	170.00	125.00	252.00	230.00	182.00	138.00
Red-Onions (Imp)	Rs./Kg	188.00	n.a.	170.00	n.a.	221.00	n.a.	188.00	n.a.
Big-Onions (local)	Rs./Kg	n.a.	n.a.	n.a.	n.a.	n.a.	n.a.	n.a.	n.a.
Big-Onions (Imp)	Rs./Kg	68.00	70.00	70.00	69.00	84.00	83.00	82.00	83.00
Potatoes (local)	Rs./Kg	138.00	140.00	128.00	138.00	163.00	180.00	140.00	148.00
Potatoes (Imp)	Rs./Kg	80.00	85.00			95.00	100.00		
Dried Chillies (Imp)	Rs./Kg	168.00	160.00	154.00	163.00	210.00	200.00	167.00	173.00
Coconut	Rs./Nut	50.00	51.00	51.00	51.00	62.00	63.00	60.00	58.00
Coconut oil	Rs./Ltr	320.00	320.00			340.00	340.00		
Dhal	Rs./Kg	138.00	138.00			153.00	155.00		
Sugar	Rs./Kg	96.00	98.00			104.00	105.00		
Eggs	Rs./Each	13.00	13.00			13.90	14.00		
Katta	Rs./Kg	800.00	800.00			850.00	850.00		
Sprats	Rs./Kg	500.00	500.00			550.00	550.00		

- Price increased by more than 5% compared to previous week average price.
- Price decreased by more than 5% compared to previous week average price.

Wholesale Prices



Retail Prices



* Prices of food commodities may vary due to quality and markets among other factors.