

## Weekly Summary of Price Developments (From 11 July 2017 to 18 July 2017)



---

### Vegetables

---

- Prices of vegetables demonstrated mixed movements during the week in both Pettah and Dambulla markets.



---

### Rice

---

- Retail price of rice varieties have settled around current prices exceeding the control price imposed with effect from 17th February 2017.



---

### Fish

---

- Prices of fish demonstrated mixed movements during the week in both Peliyagoda and Negombo markets.



---

### Other

---

- Prices of local red onions continue the decreasing trend in both Pettah and Dambulla markets due to higher supply.
-

# Wholesale and Retail Prices of Selected Food Commodities - 2017/07/18

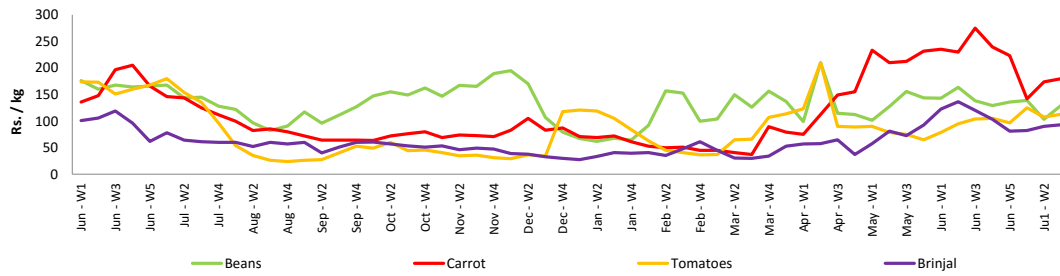
## Vegetables

Item	Unit	Wholesale				Retail			
		Pettah		Dambulla		Pettah		Dambulla	
		Previous 5 Days Average	Today	Previous 5 Days Average	Today	Previous 5 Days Average	Today	Previous 5 Days Average	Today
Beans	Rs./Kg	109.00	130.00	89.00	115.00	148.00	173.00	110.00	135.00
Carrot	Rs./Kg	165.00	180.00	181.00	175.00	213.00	230.00	203.00	195.00
Cabbage	Rs./Kg	97.00	98.00	88.00	75.00	150.00	160.00	108.00	95.00
Tomatoes	Rs./Kg	111.00	113.00	83.00	88.00	149.00	153.00	103.00	108.00
Brinjal	Rs./Kg	86.00	93.00	72.00	105.00	127.00	140.00	92.00	125.00
Pumpkin	Rs./Kg	124.00	123.00	98.00	98.00	161.00	157.00	118.00	118.00
Snake gourd	Rs./Kg	121.00	120.00	82.00	83.00	155.00	155.00	102.00	105.00

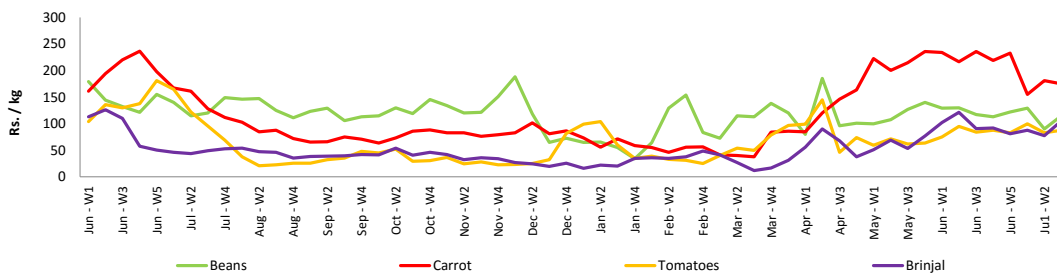
- Price increased by more than 5% compared to previous week average price.
- Price decreased by more than 5% compared to previous week average price.

### Wholesale Prices

#### Pettah

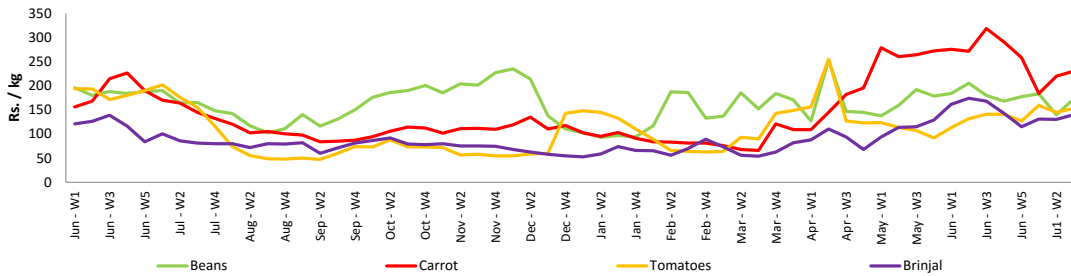


#### Dambulla

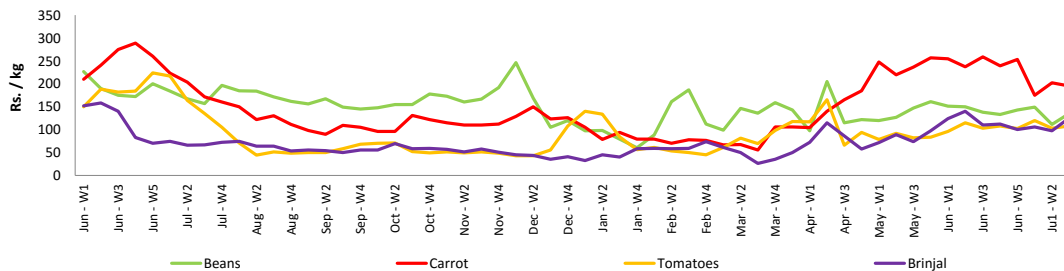


### Retail Prices

#### Pettah



#### Dambulla



# Wholesale and Retail Prices of Selected Food Commodities - 2017/07/18

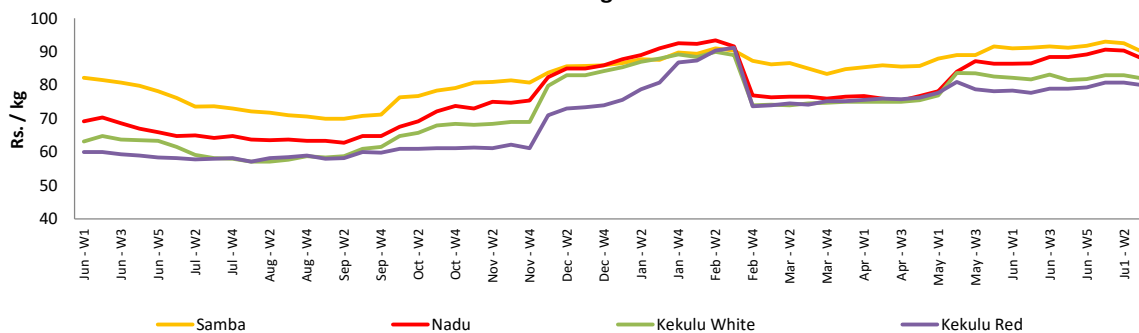
## Rice

Item	Unit	Wholesale				Retail	
		Maradagahamula		Pettah		Pettah	
		Previous 5 Days Average		Previous 5 Days Average		Previous 5 Days Average	
		Average	Today	Average	Today	Average	Today
Samba	Rs./Kg	92.00	90.00	93.00	93.00	100.00	100.00
Nadu	Rs./Kg	90.00	88.00	85.00	89.00	90.00	94.00
Kekulu White	Rs./Kg	83.00	82.00	83.00	83.00	88.00	90.00
Kekulu Red	Rs./Kg	81.00	80.00	82.00	78.00	89.00	85.00

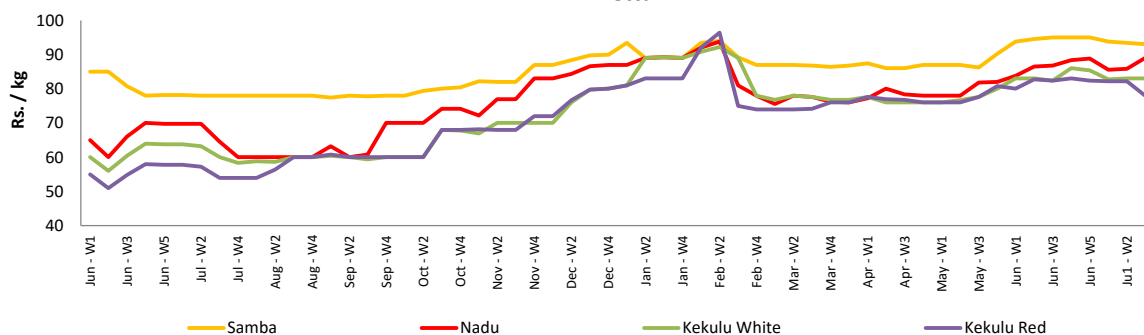
- Price increased by more than 5% compared to previous week average price.
- Price decreased by more than 5% compared to previous week average price.

### Wholesale Prices

#### Marandagahamula

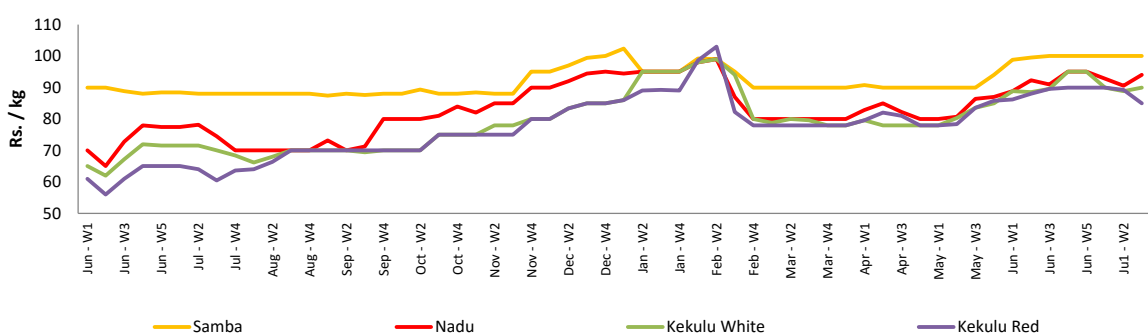


#### Pettah



### Retail Prices

#### Pettah



# Wholesale and Retail Prices of Selected Food Commodities - 2017/07/18

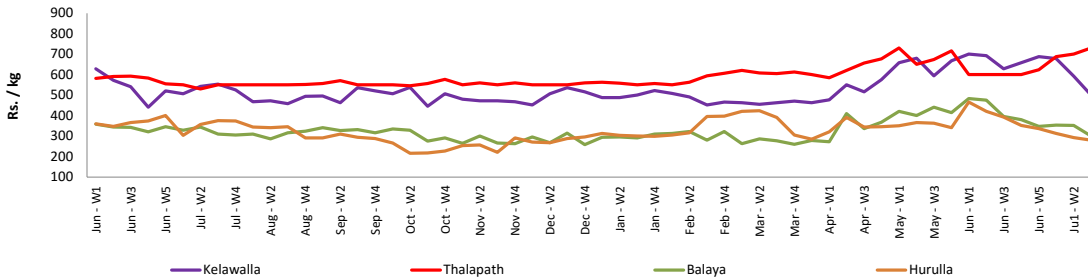
## Fish

Item	Unit	Wholesale				Retail			
		Peliyagoda		Negombo		Peliyagoda		Negombo	
		Previous 5 Days Average	Today	Previous 5 Days Average	Today	Previous 5 Days Average	Today	Previous 5 Days Average	Today
Kelawalla	Rs./Kg	588.00	500.00	516.00	520.00	908.00	860.00	736.00	720.00
Thalapath	Rs./Kg	700.00	730.00	700.00	700.00	848.00	900.00	940.00	950.00
Balaya	Rs./Kg	354.00	300.00	262.00	250.00	454.00	400.00	404.00	400.00
Paraw	Rs./Kg	600.00	580.00	548.00	530.00	900.00	880.00	754.00	730.00
Salaya	Rs./Kg	164.00	150.00	110.00	100.00	244.00	220.00	174.00	140.00
Hurulla	Rs./Kg	284.00	280.00	302.00	280.00	384.00	380.00	432.00	400.00

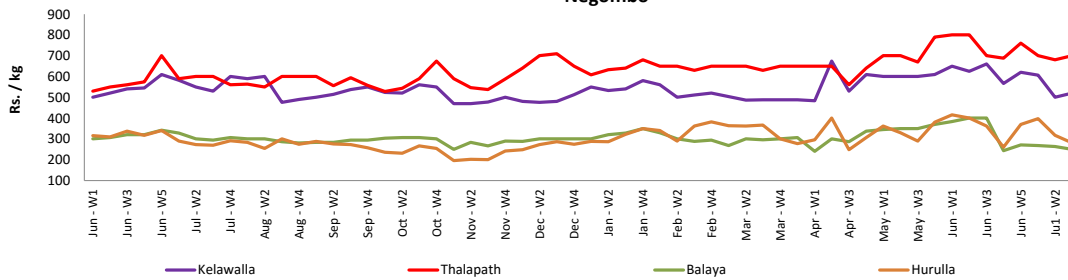
- Price increased by more than 5% compared to previous week average price.
- Price decreased by more than 5% compared to previous week average price.

### Wholesale Prices

#### Peliyagoda

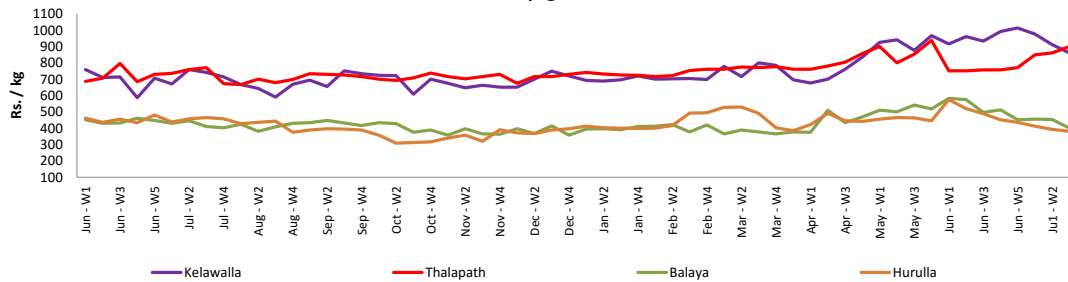


#### Negombo

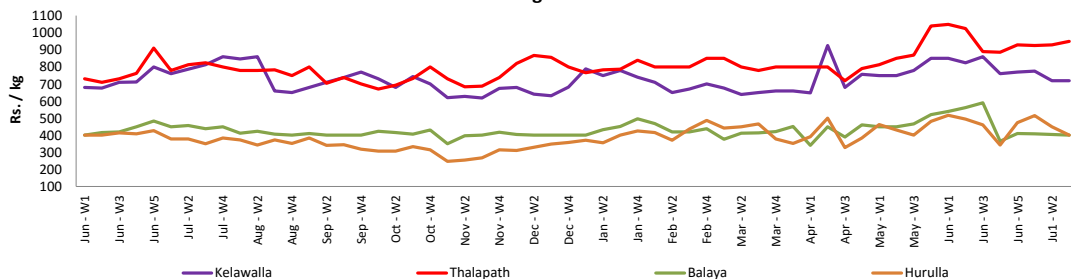


### Retail Prices

#### Peliyagoda



#### Negombo

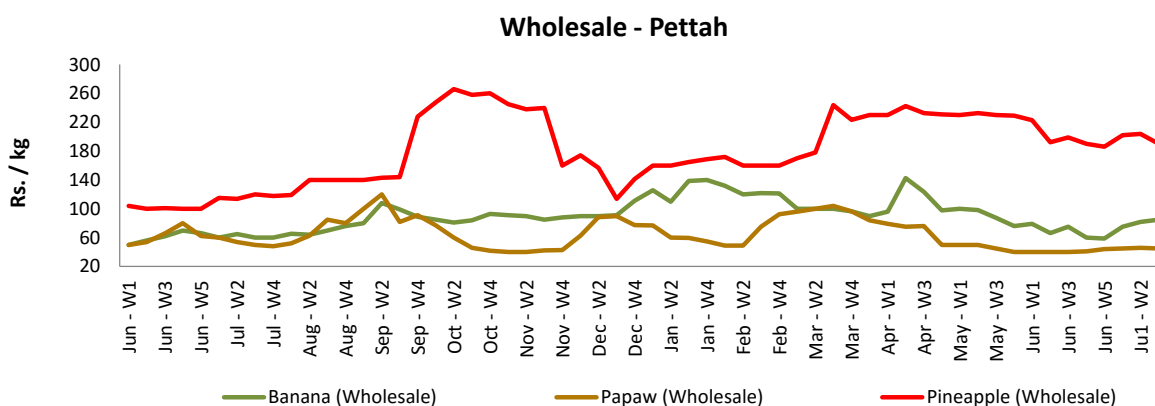


## Wholesale and Retail Prices of Selected Food Commodities - 2017/07/18

### Fruits

Item	Unit	Wholesale		Retail	
		Pettah			
		Previous 5 Days Average	Today	Previous 5 Days Average	Today
Banana (Sour)	Rs./Kg	81.00	85.00	121.00	125.00
Papaw	Rs./Kg	45.00	45.00	70.00	70.00
Pineapple	Rs./Kg	198.00	190.00	272.00	265.00

- Price increased by more than 5% compared to previous week average price.
- Price decreased by more than 5% compared to previous week average price.



## Wholesale and Retail Prices of Selected Food Commodities - 2017/07/18

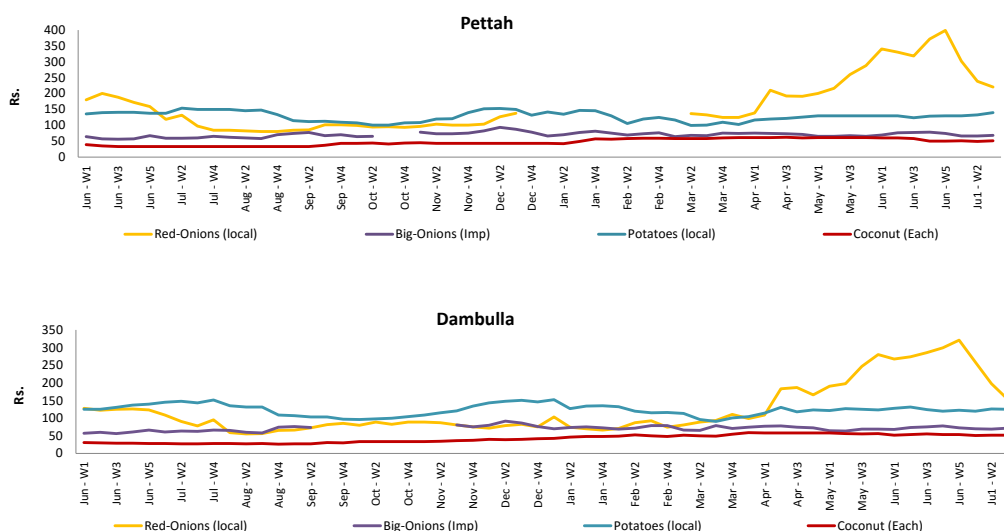
### Other

Item	Unit	Wholesale				Retail			
		Pettah		Dambulla		Pettah		Dambulla	
		Previous 5 Days Average	Today	Previous 5 Days Average	Today	Previous 5 Days Average	Today	Previous 5 Days Average	Today
Red-Onions (local)	Rs./Kg	228.00	220.00	178.00	153.00	272.00	240.00	190.00	163.00
Red-Onions (Imp)	Rs./Kg	203.00	200.00	170.00	n.a.	234.00	235.00	188.00	n.a.
Big-Onions (local)	Rs./Kg	n.a.	n.a.	n.a.	n.a.	n.a.	n.a.	n.a.	n.a.
Big-Onions (Imp)	Rs./Kg	67.00	68.00	69.00	71.00	83.00	85.00	81.00	83.00
Potatoes (local)	Rs./Kg	135.00	140.00	129.00	125.00	162.00	160.00	140.00	138.00
Potatoes (Imp)	Rs./Kg	78.00	85.00			93.00	100.00		
Dried Chillies (Imp)	Rs./Kg	172.00	160.00	156.00	150.00	214.00	200.00	169.00	168.00
Coconut	Rs./Nut	49.00	51.00	51.00	51.00	61.00	63.00	60.00	58.00
Coconut oil	Rs./Ltr	320.00	320.00			340.00	340.00		
Dhal	Rs./Kg	138.00	138.00			152.00	153.00		
Sugar	Rs./Kg	95.00	98.00			103.00	105.00		
Eggs	Rs./Each	13.00	13.00			13.90	14.00		
Katta	Rs./Kg	800.00	800.00			850.00	850.00		
Sprats	Rs./Kg	500.00	500.00			550.00	550.00		

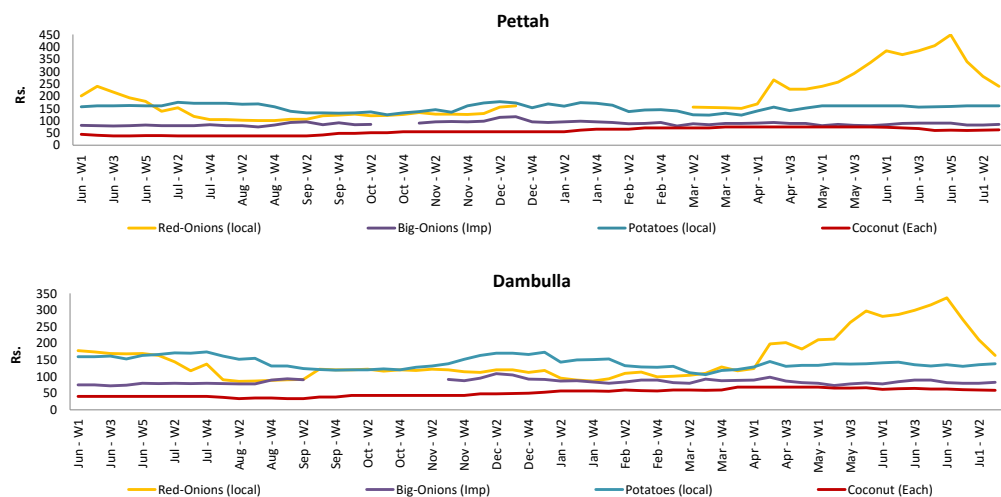
Price increased by more than 5% compared to previous week average price.

Price decreased by more than 5% compared to previous week average price.

### Wholesale Prices



### Retail Prices



\* Prices of food commodities may vary due to quality and markets among other factors.