

Weekly Summary of Price Developments (From 10 July 2017 to 17 July 2017)



Vegetables

- Prices of vegetables demonstrated mixed movements during the week in both Pettah and Dambulla markets.



Rice

- Retail price of rice varieties have settled around current prices exceeding the control price imposed with effect from 17th February 2017.



Fish

- Prices of fish demonstrated mixed movements in both Peliyagoda and Negombo markets.



Other

- Prices of local red onions continue the decreasing trend in both Pettah and Dambulla markets due to higher supply, while retail prices of local potatoes increased marginally in both markets.
-

Wholesale and Retail Prices of Selected Food Commodities - 2017/07/17

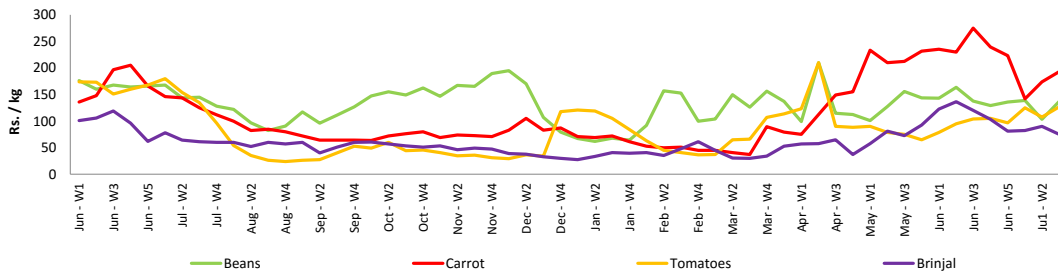
Vegetables

Item	Unit	Wholesale				Retail			
		Pettah		Dambulla		Pettah		Dambulla	
		Previous 5 Days Average	Today	Previous 5 Days Average	Today	Previous 5 Days Average	Today	Previous 5 Days Average	Today
Beans	Rs./Kg	103.00	137.00	90.00	105.00	140.00	180.00	111.00	125.00
Carrot	Rs./Kg	174.00	193.00	181.00	175.00	220.00	247.00	203.00	195.00
Cabbage	Rs./Kg	103.00	98.00	90.00	83.00	154.00	147.00	110.00	103.00
Tomatoes	Rs./Kg	107.00	127.00	83.00	95.00	145.00	167.00	103.00	115.00
Brinjal	Rs./Kg	90.00	75.00	77.00	68.00	130.00	110.00	97.00	88.00
Pumpkin	Rs./Kg	126.00	120.00	100.00	95.00	159.00	157.00	120.00	115.00
Snake gourd	Rs./Kg	123.00	120.00	82.00	95.00	154.00	157.00	102.00	115.00

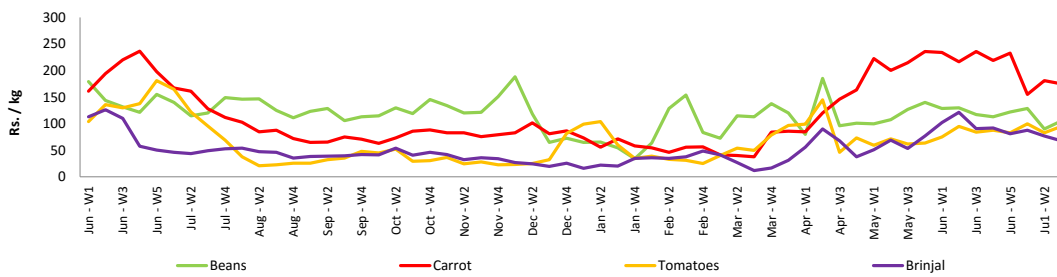
- Price increased by more than 5% compared to previous week average price.
- Price decreased by more than 5% compared to previous week average price.

Wholesale Prices

Pettah

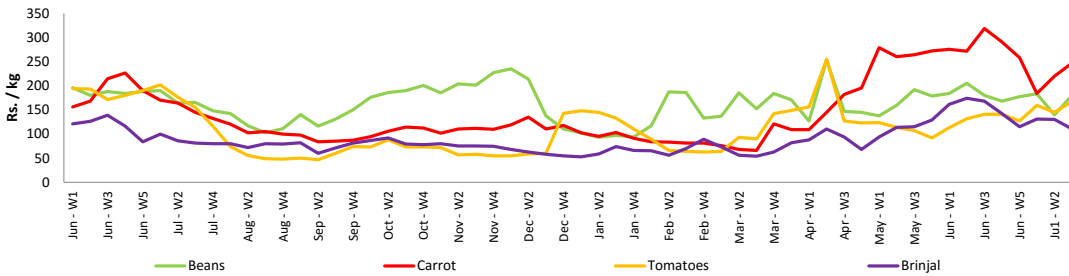


Dambulla

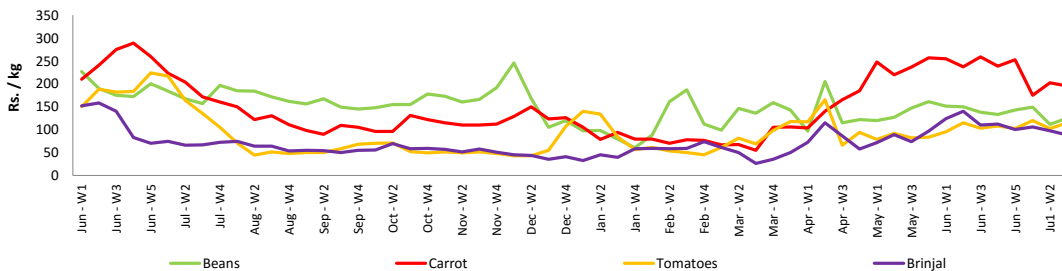


Retail Prices

Pettah



Dambulla



Wholesale and Retail Prices of Selected Food Commodities - 2017/07/17

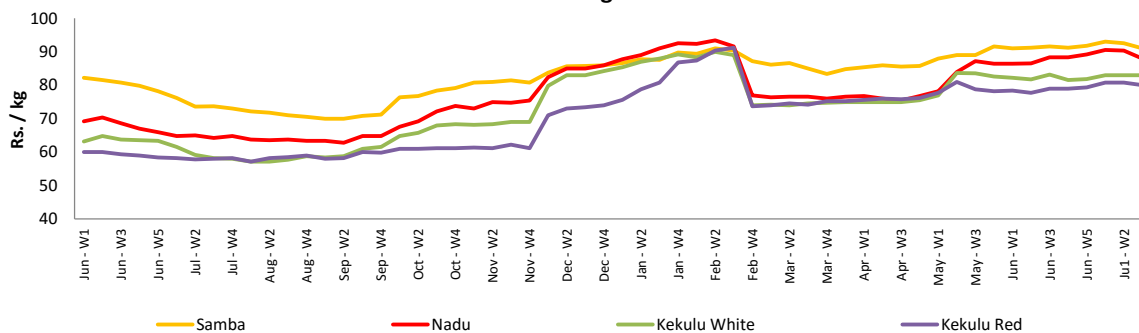
Rice

Item	Unit	Wholesale				Retail	
		Maradagahamula		Pettah		Pettah	
		Previous 5 Days		Previous 5 Days		Previous 5 Days	
		Average	Today	Average	Today	Average	Today
Samba	Rs./Kg	93.00	91.00	93.00	93.00	100.00	100.00
Nadu	Rs./Kg	90.00	88.00	86.00	86.00	91.00	90.00
Kekulu White	Rs./Kg	83.00	83.00	83.00	83.00	89.00	88.00
Kekulu Red	Rs./Kg	81.00	80.00	82.00	80.00	89.00	88.00

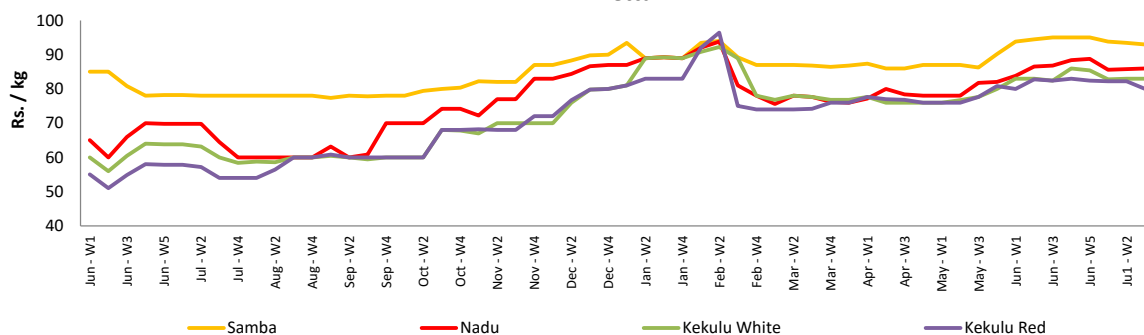
- Price increased by more than 5% compared to previous week average price.
- Price decreased by more than 5% compared to previous week average price.

Wholesale Prices

Marandagahamula

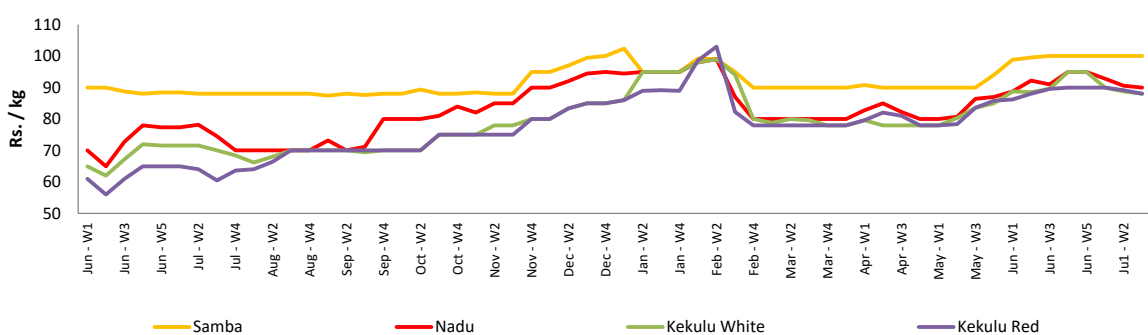


Pettah



Retail Prices

Pettah



Wholesale and Retail Prices of Selected Food Commodities - 2017/07/17

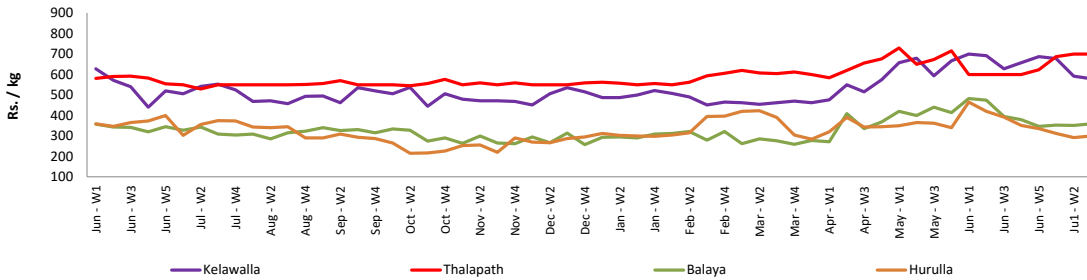
Fish

Item	Unit	Wholesale				Retail			
		Peliyagoda		Negombo		Peliyagoda		Negombo	
		Previous 5 Days Average	Today	Previous 5 Days Average	Today	Previous 5 Days Average	Today	Previous 5 Days Average	Today
Kelawalla	Rs./Kg	592.00	580.00	500.00	580.00	912.00	900.00	720.00	800.00
Thalapath	Rs./Kg	700.00	700.00	680.00	780.00	860.00	800.00	930.00	980.00
Balaya	Rs./Kg	352.00	360.00	264.00	270.00	452.00	460.00	404.00	420.00
Paraw	Rs./Kg	600.00	600.00	556.00	530.00	900.00	900.00	764.00	730.00
Salaya	Rs./Kg	170.00	140.00	108.00	130.00	250.00	220.00	172.00	200.00
Hurulla	Rs./Kg	292.00	300.00	318.00	250.00	392.00	400.00	450.00	380.00

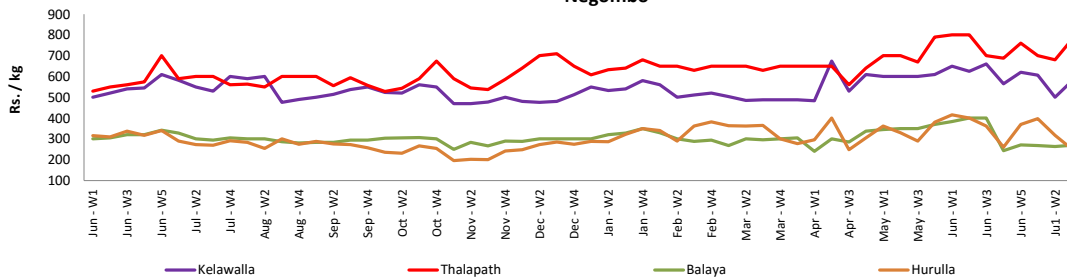
- Price increased by more than 5% compared to previous week average price.
- Price decreased by more than 5% compared to previous week average price.

Wholesale Prices

Peliyagoda

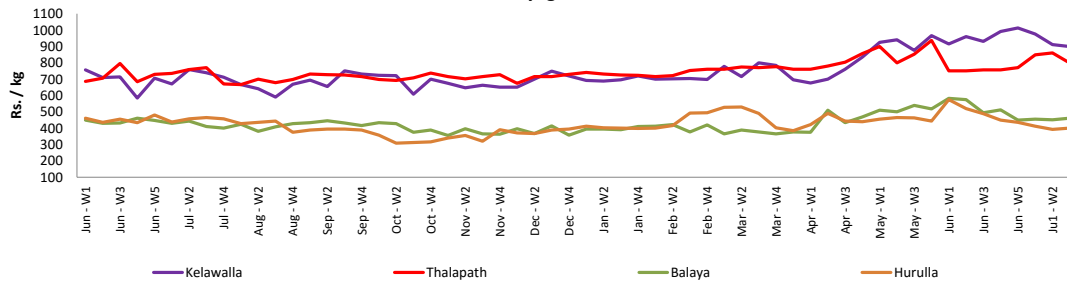


Negombo

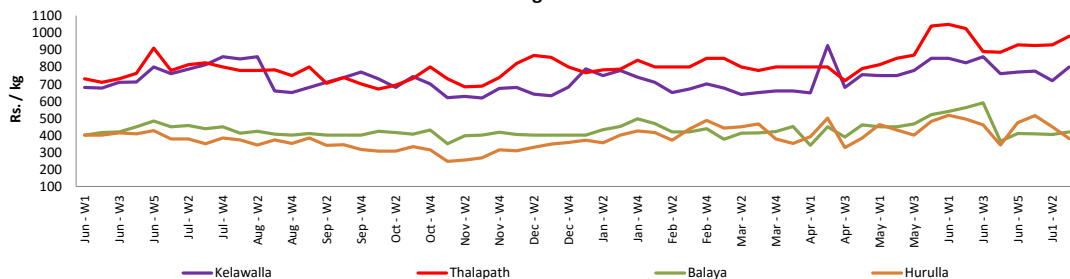


Retail Prices

Peliyagoda



Negombo

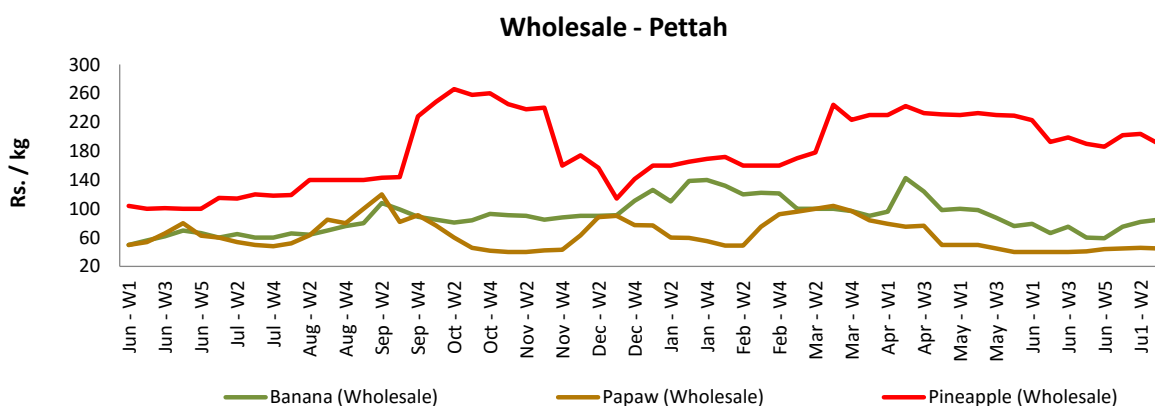


Wholesale and Retail Prices of Selected Food Commodities - 2017/07/17

Fruits

Item	Unit	Wholesale		Retail	
		Pettah			
		Previous 5 Days Average	Today	Previous 5 Days Average	Today
Banana (Sour)	Rs./Kg	82.00	85.00	120.00	125.00
Papaw	Rs./Kg	46.00	45.00	70.00	70.00
Pineapple	Rs./Kg	204.00	190.00	272.00	280.00

- Price increased by more than 5% compared to previous week average price.
- Price decreased by more than 5% compared to previous week average price.



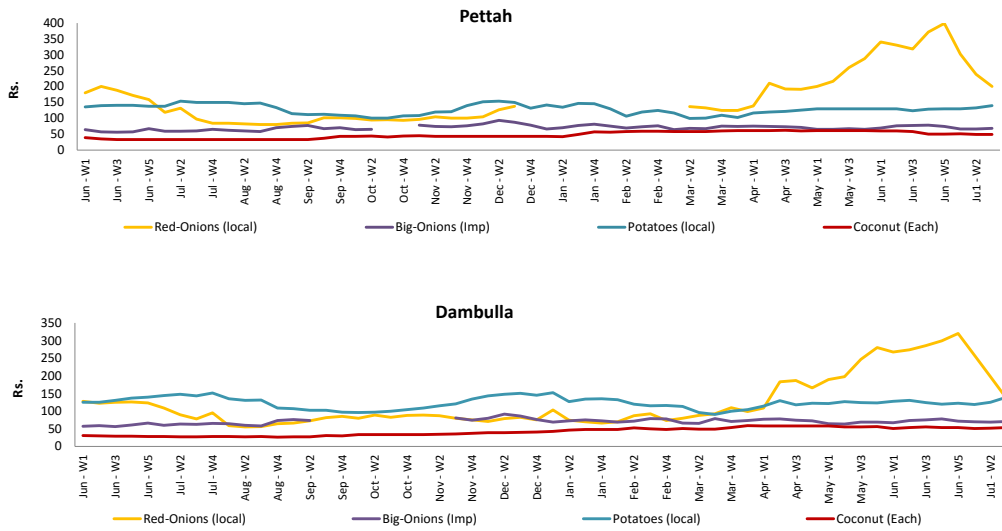
Wholesale and Retail Prices of Selected Food Commodities - 2017/07/17

Other

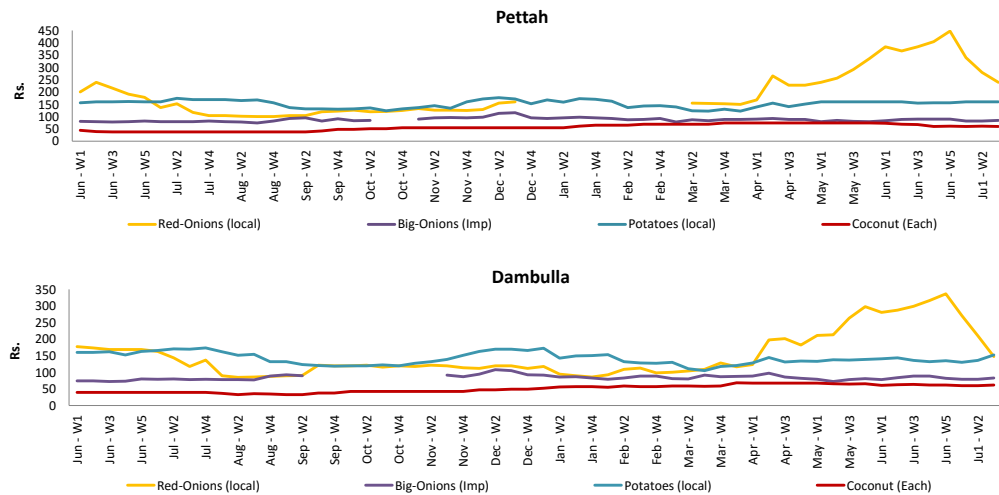
Item	Unit	Wholesale				Retail			
		Pettah		Dambulla		Pettah		Dambulla	
		Previous 5 Days Average	Today	Previous 5 Days Average	Today	Previous 5 Days Average	Today	Previous 5 Days Average	Today
Red-Onions (local)	Rs./Kg	238.00	200.00	198.00	135.00	280.00	240.00	210.00	148.00
Red-Onions (Imp)	Rs./Kg	226.00	190.00	170.00	n.a.	261.00	210.00	188.00	n.a.
Big-Onions (local)	Rs./Kg	n.a.	n.a.	n.a.	n.a.	n.a.	n.a.	n.a.	n.a.
Big-Onions (Imp)	Rs./Kg	67.00	68.00	69.00	71.00	82.00	85.00	80.00	83.00
Potatoes (local)	Rs./Kg	133.00	140.00	125.00	140.00	160.00	160.00	136.00	153.00
Potatoes (Imp)	Rs./Kg	77.00	80.00			91.00	95.00		
Dried Chillies (Imp)	Rs./Kg	172.00	160.00	159.00	155.00	214.00	200.00	171.00	168.00
Coconut	Rs./Nut	49.00	49.00	51.00	53.00	61.00	60.00	60.00	62.00
Coconut oil	Rs./Ltr	320.00	320.00			340.00	340.00		
Dhal	Rs./Kg	138.00	137.00			152.00	155.00		
Sugar	Rs./Kg	96.00	94.00			103.20	103.00		
Eggs	Rs./Each	13.00	13.00			13.90	14.00		
Katta	Rs./Kg	800.00	800.00			850.00	850.00		
Sprats	Rs./Kg	500.00	500.00			550.00	550.00		

- Price increased by more than 5% compared to previous week average price.
- Price decreased by more than 5% compared to previous week average price.

Wholesale Prices



Retail Prices



* Prices of food commodities may vary due to quality and markets among other factors.