

Weekly Summary of Price Developments (From 07 July 2017 to 14 July 2017)



Vegetables

- Prices of vegetables demonstrated mixed movements during the week in both Pettah and Dambulla markets.



Rice

- Retail price of rice varieties have settled around current prices exceeding the control price imposed with effect from 17th February 2017.



Fish

- Prices of most varieties of fish decreased in both Negombo and Peliyagoda markets due to better supply.



Other

- Prices of local red onions continue the decreasing trend in both Pettah and Dambulla markets due to higher supply.
 - Prices of local potatoes increased in both Pettah and Dambulla markets.
-

Wholesale and Retail Prices of Selected Food Commodities - 2017/07/14

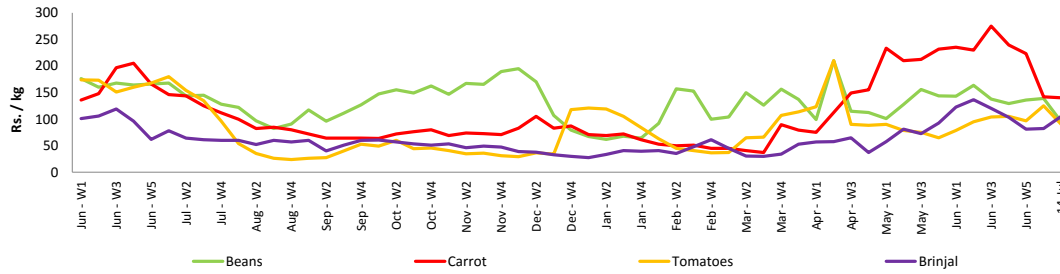
Vegetables

Item	Unit	Wholesale				Retail			
		Pettah		Dambulla		Pettah		Dambulla	
		Previous 5 Days Average	Today	Previous 5 Days Average	Today	Previous 5 Days Average	Today	Previous 5 Days Average	Today
Beans	Rs./Kg	107.00	95.00	95.20	90.00	150.00	130.00	116.00	113.00
Carrot	Rs./Kg	175.00	140.00	173.00	165.00	222.00	190.00	195.00	185.00
Cabbage	Rs./Kg	99.00	110.00	86.00	85.00	150.00	160.00	106.00	105.00
Tomatoes	Rs./Kg	116.00	90.00	87.00	88.00	151.00	130.00	107.00	105.00
Brinjal	Rs./Kg	85.00	105.00	81.00	73.00	128.00	150.00	101.00	93.00
Pumpkin	Rs./Kg	130.00	105.00	100.00	98.00	160.00	145.00	120.00	118.00
Snake gourd	Rs./Kg	124.00	125.00	81.00	83.00	157.00	145.00	101.00	103.00

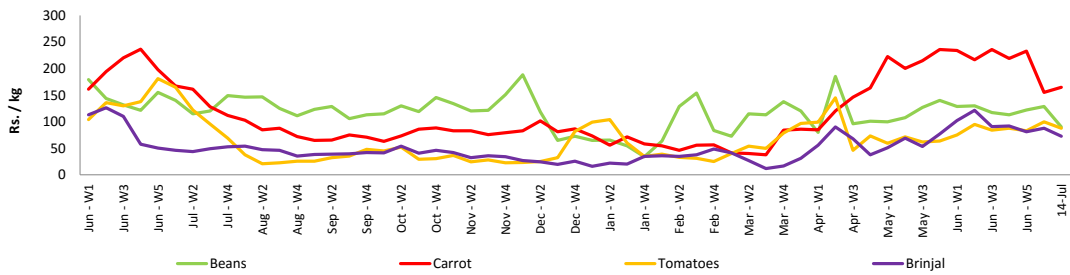
- Price increased by more than 5% compared to previous week average price.
- Price decreased by more than 5% compared to previous week average price.

Wholesale Prices

Pettah

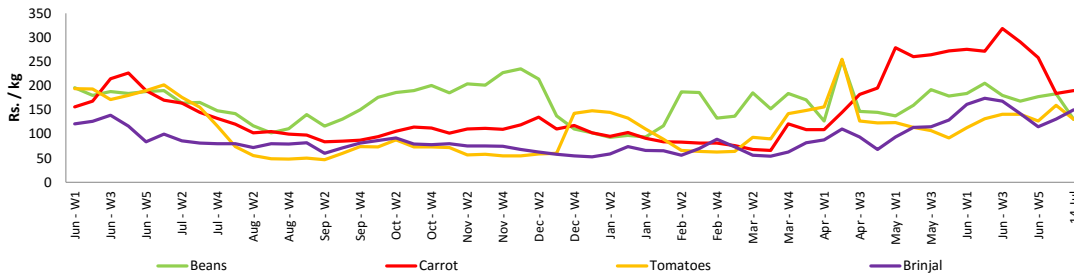


Dambulla

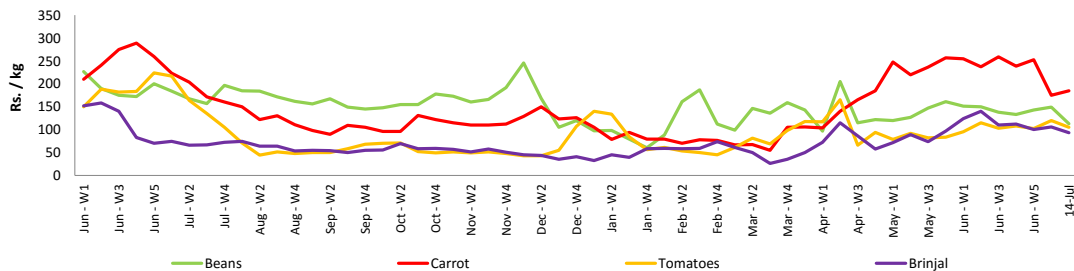


Retail Prices

Pettah



Dambulla



Wholesale and Retail Prices of Selected Food Commodities - 2017/07/14

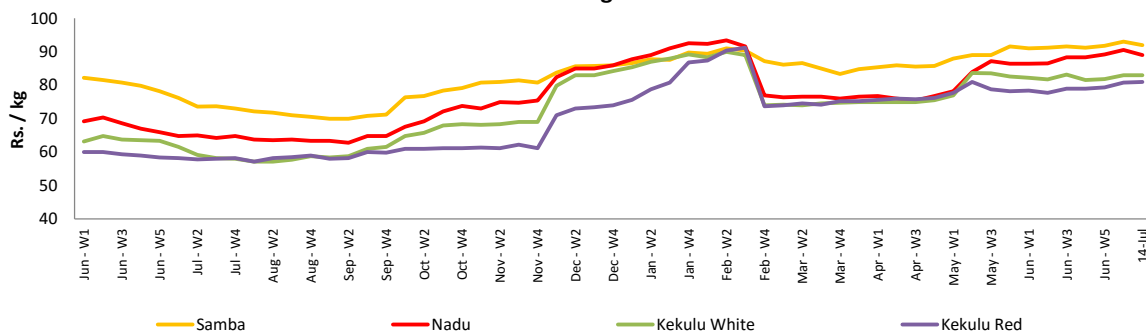
Rice

Item	Unit	Wholesale				Retail	
		Maradagahamula		Pettah		Pettah	
		Previous 5 Days		Previous 5 Days		Previous 5 Days	
		Average	Today	Average	Today	Average	Today
Samba	Rs./Kg	93.00	92.00	93.00	95.00	100.00	100.00
Nadu	Rs./Kg	91.00	89.00	86.00	83.00	91.00	90.00
Kekulu White	Rs./Kg	83.00	83.00	83.00	83.00	89.00	90.00
Kekulu Red	Rs./Kg	81.00	81.00	82.00	80.00	90.00	88.00

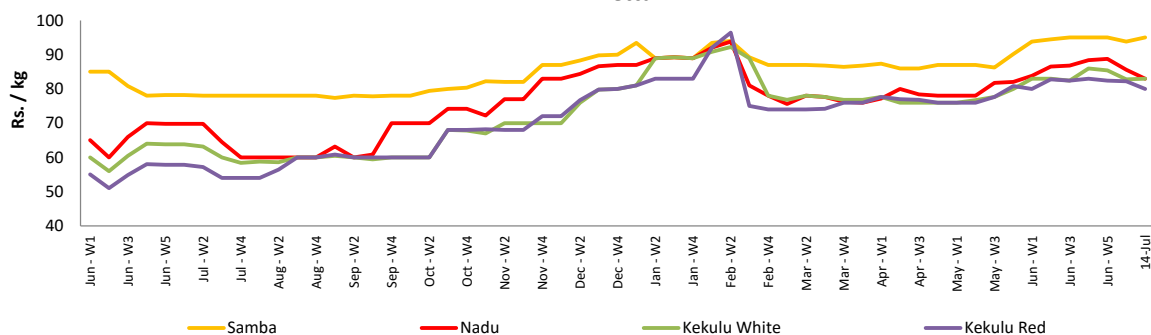
- Price increased by more than 5% compared to previous week average price.
- Price decreased by more than 5% compared to previous week average price.

Wholesale Prices

Marandagahamula

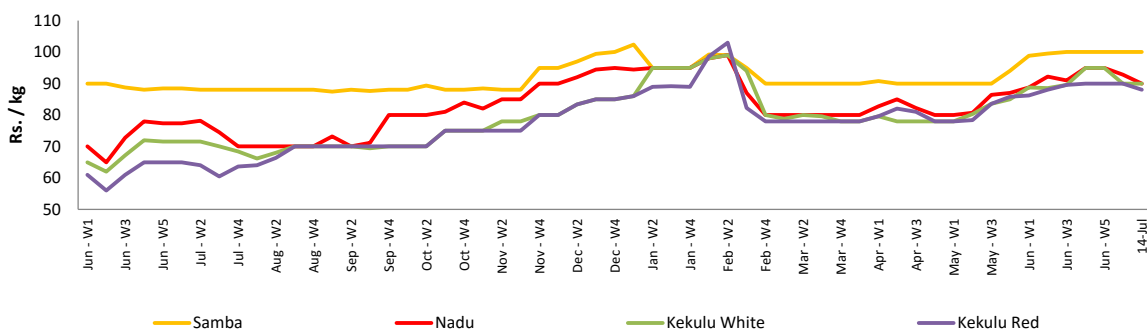


Pettah



Retail Prices

Pettah



Wholesale and Retail Prices of Selected Food Commodities - 2017/07/14

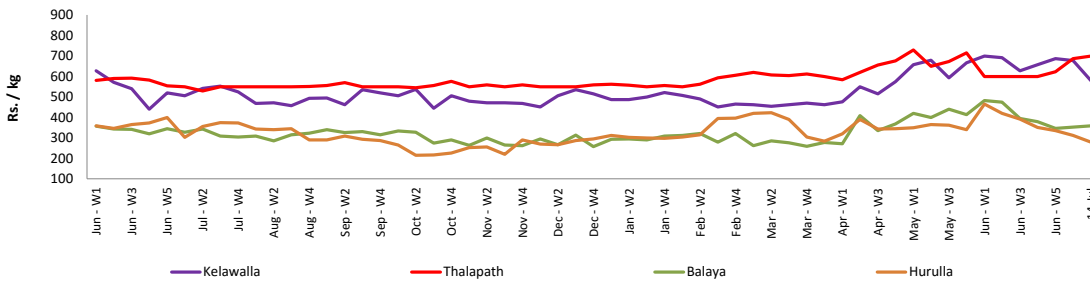
Fish

Item	Unit	Wholesale				Retail			
		Peliyagoda		Negombo		Peliyagoda		Negombo	
		Previous 5 Days Average	Today	Previous 5 Days Average	Today	Previous 5 Days Average	Today	Previous 5 Days Average	Today
Kelawalla	Rs./Kg	602.00	580.00	506.00	500.00	912.00	900.00	722.00	720.00
Thalapath	Rs./Kg	700.00	700.00	684.00	680.00	860.00	860.00	940.00	930.00
Balaya	Rs./Kg	350.00	360.00	268.00	260.00	450.00	460.00	408.00	400.00
Paraw	Rs./Kg	595.00	600.00	570.00	500.00	920.00	900.00	780.00	700.00
Salaya	Rs./Kg	165.00	160.00	114.00	100.00	240.00	240.00	182.00	150.00
Hurulla	Rs./Kg	296.00	280.00	342.00	250.00	396.00	380.00	468.00	380.00

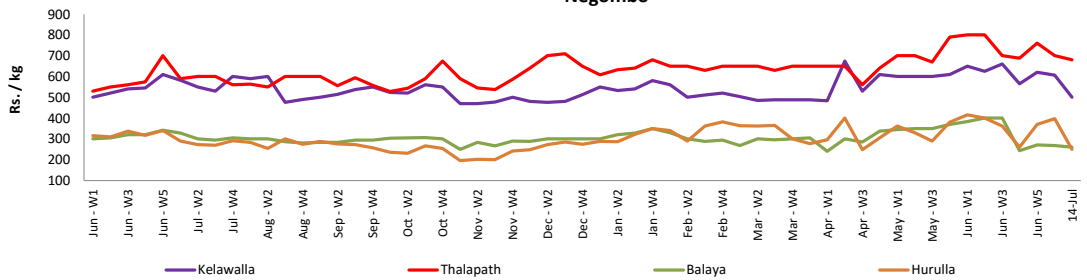
- Price increased by more than 5% compared to previous week average price.
- Price decreased by more than 5% compared to previous week average price.

Wholesale Prices

Peliyagoda

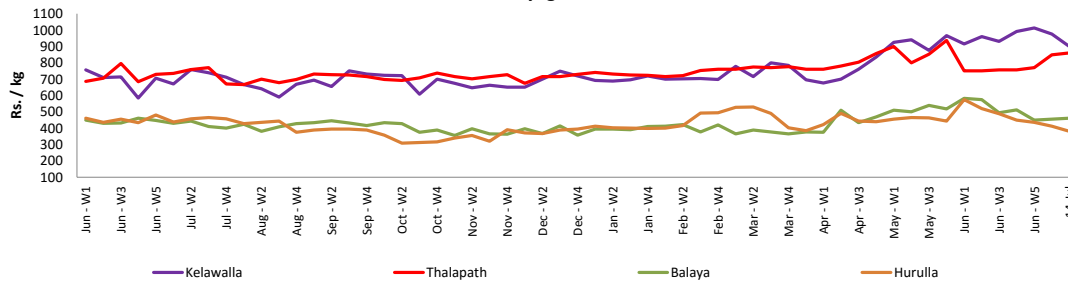


Negombo

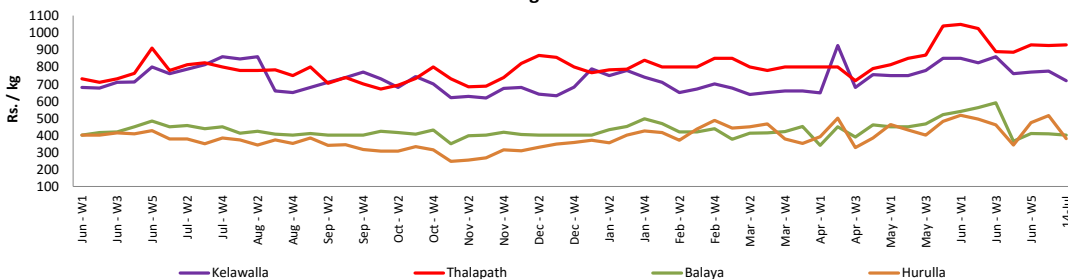


Retail Prices

Peliyagoda



Negombo



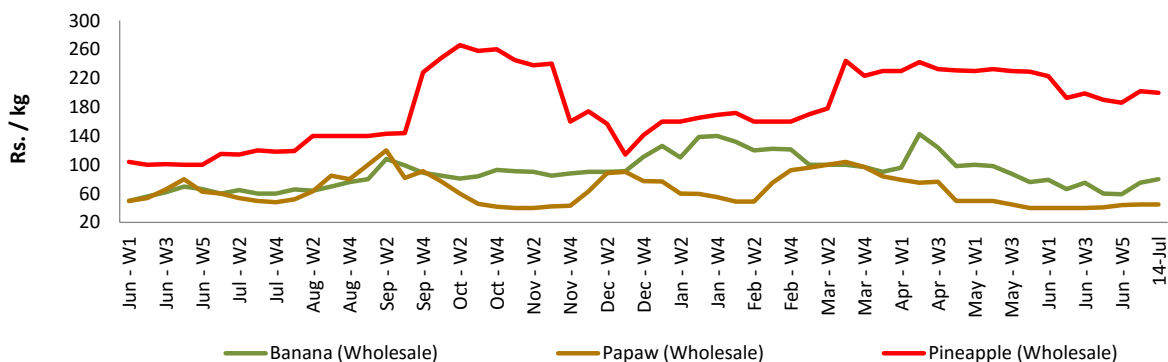
Wholesale and Retail Prices of Selected Food Commodities - 2017/07/14

Fruits

Item	Unit	Wholesale		Retail	
		Pettah			
		Previous 5 Days Average	Today	Previous 5 Days Average	Today
Banana (Sour)	Rs./Kg	82.00	80.00	120.00	120.00
Papaw	Rs./Kg	46.00	45.00	70.00	70.00
Pineapple	Rs./Kg	204.00	200.00	272.00	270.00

- Price increased by more than 5% compared to previous week average price.
- Price decreased by more than 5% compared to previous week average price.

Wholesale - Pettah



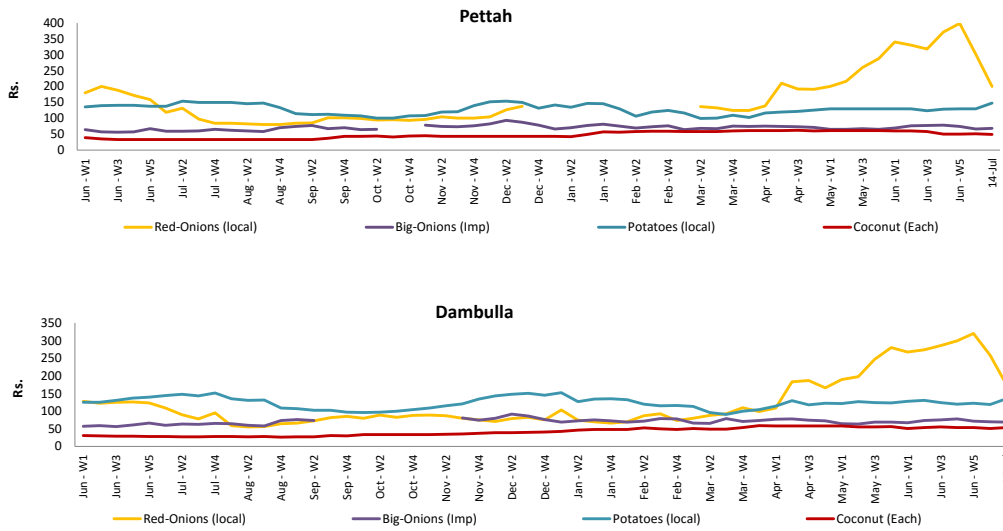
Wholesale and Retail Prices of Selected Food Commodities - 2017/07/14

Other

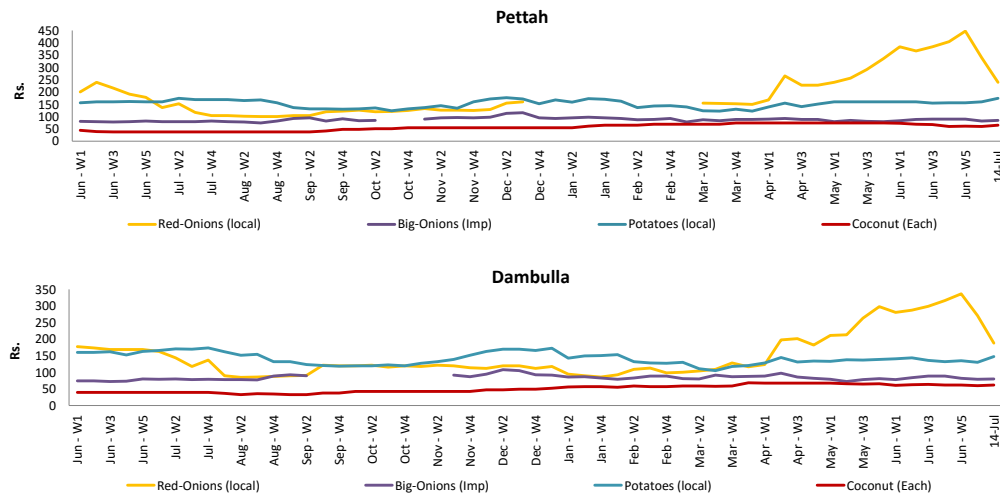
Item	Unit	Wholesale				Retail			
		Pettah		Dambulla		Pettah		Dambulla	
		Previous 5 Days Average	Today	Previous 5 Days Average	Today	Previous 5 Days Average	Today	Previous 5 Days Average	Today
Red-Onions (local)	Rs./Kg	248.00	200.00	204.00	175.00	291.00	240.00	216.00	188.00
Red-Onions (Imp)	Rs./Kg	221.00	n.a.	n.a.	170.00	257.00	n.a.	n.a.	188.00
Big-Onions (local)	Rs./Kg	n.a.	n.a.	n.a.	n.a.	n.a.	n.a.	n.a.	n.a.
Big-Onions (Imp)	Rs./Kg	66.00	68.00	69.00	69.00	81.00	85.00	80.00	80.00
Potatoes (local)	Rs./Kg	129.00	148.00	123.00	135.00	157.00	175.00	133.00	148.00
Potatoes (Imp)	Rs./Kg	76.00	85.00			89.00	100.00		
Dried Chillies (Imp)	Rs./Kg	173.00	160.00	158.00	150.00	216.00	210.00	170.00	160.00
Coconut	Rs./Nut	49.00	49.00	50.00	53.00	60.00	65.00	59.00	62.00
Coconut oil	Rs./Ltr	320.00	320.00			340.00	340.00		
Dhal	Rs./Kg	137.00	140.00			152.00	155.00		
Sugar	Rs./Kg	96.00	98.00			103.00	104.00		
Eggs	Rs./Each	13.00	13.00			13.90	13.50		
Katta	Rs./Kg	800.00	800.00			850.00	850.00		
Sprats	Rs./Kg	500.00	500.00			550.00	550.00		

- Price increased by more than 5% compared to previous week average price.
- Price decreased by more than 5% compared to previous week average price.

Wholesale Prices



Retail Prices



* Prices of food commodities may vary due to quality and markets among other factors.