

Weekly Summary of Price Developments (From 06 July 2017 to 13 July 2017)



Vegetables

- Prices of vegetables demonstrated mixed movements during the week in both Pettah and Dambulla markets.



Rice

- Retail price of rice varieties have settled around current prices exceeding the control price imposed with effect from 17th February 2017.



Fish

- Prices of most varieties of fish decreased in both Negombo and Peliyagoda markets due to better supply.



Other

- Prices of local red onions continue the decreasing trend in both Pettah and Dambulla markets due to higher supply.
-

Wholesale and Retail Prices of Selected Food Commodities - 2017/07/13

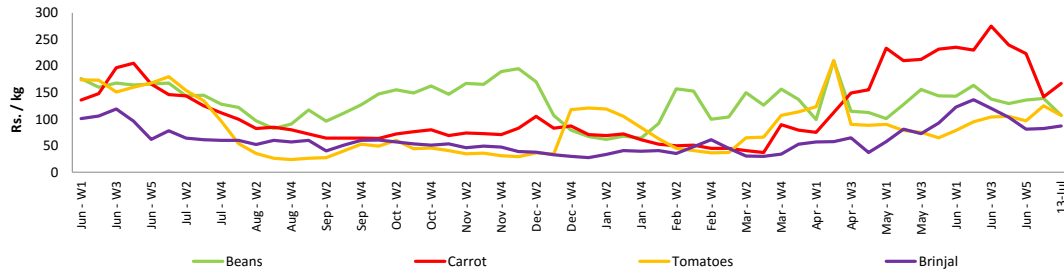
Vegetables

Item	Unit	Wholesale				Retail			
		Pettah		Dambulla		Pettah		Dambulla	
		Previous 5 Days Average	Today	Previous 5 Days Average	Today	Previous 5 Days Average	Today	Previous 5 Days Average	Today
Beans	Rs./Kg	110.00	107.00	100.00	83.00	152.00	147.00	120.00	103.00
Carrot	Rs./Kg	170.00	167.00	168.00	170.00	210.00	220.00	189.00	193.00
Cabbage	Rs./Kg	95.00	107.00	82.00	85.00	142.00	147.00	102.00	105.00
Tomatoes	Rs./Kg	121.00	107.00	91.00	85.00	153.00	147.00	111.00	105.00
Brinjal	Rs./Kg	82.00	87.00	84.00	75.00	126.00	127.00	103.00	95.00
Pumpkin	Rs./Kg	128.00	130.00	100.00	105.00	159.00	167.00	120.00	125.00
Snake gourd	Rs./Kg	123.00	123.00	81.00	75.00	157.00	153.00	101.00	95.00

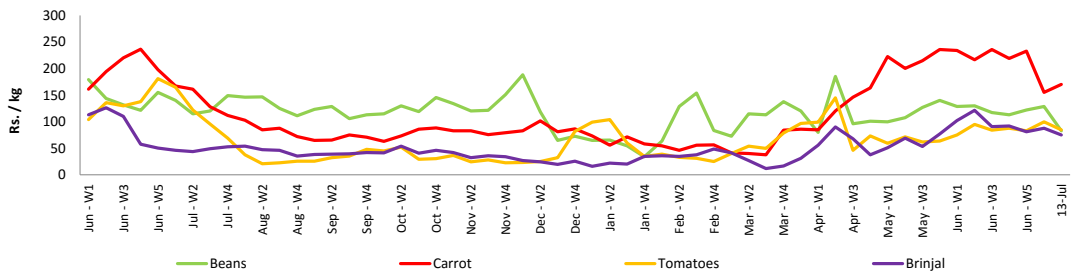
- Price increased by more than 5% compared to previous week average price.
- Price decreased by more than 5% compared to previous week average price.

Wholesale Prices

Pettah

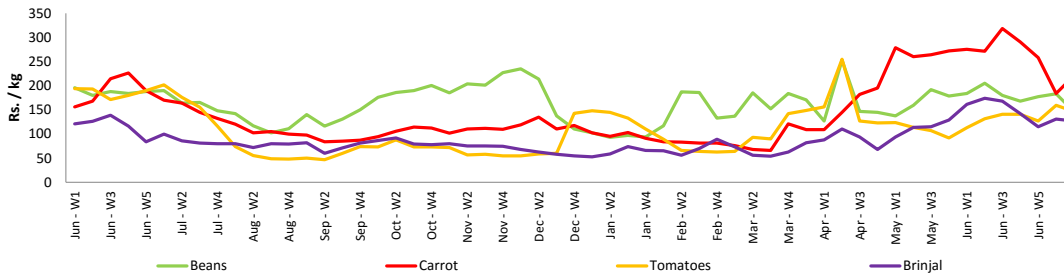


Dambulla

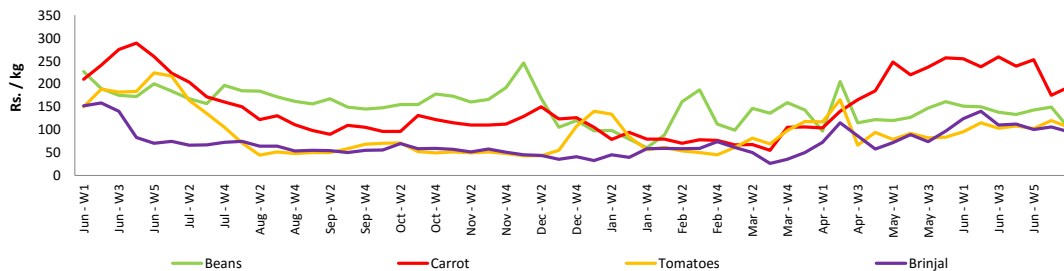


Retail Prices

Pettah



Dambulla



Wholesale and Retail Prices of Selected Food Commodities - 2017/07/13

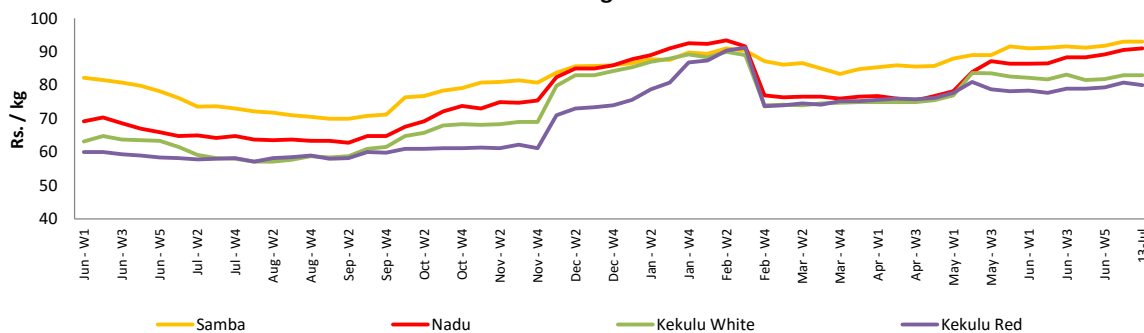
Rice

Item	Unit	Wholesale				Retail	
		Maradagahamula		Pettah		Pettah	
		Previous 5 Days Average	Today	Previous 5 Days Average	Today	Previous 5 Days Average	Today
Samba	Rs./Kg	93.00	93.00	93.00	93.00	100.00	100.00
Nadu	Rs./Kg	91.00	91.00	86.00	86.00	91.00	90.00
Kekulu White	Rs./Kg	83.00	83.00	83.00	83.00	89.00	88.00
Kekulu Red	Rs./Kg	81.00	80.00	82.00	83.00	90.00	90.00

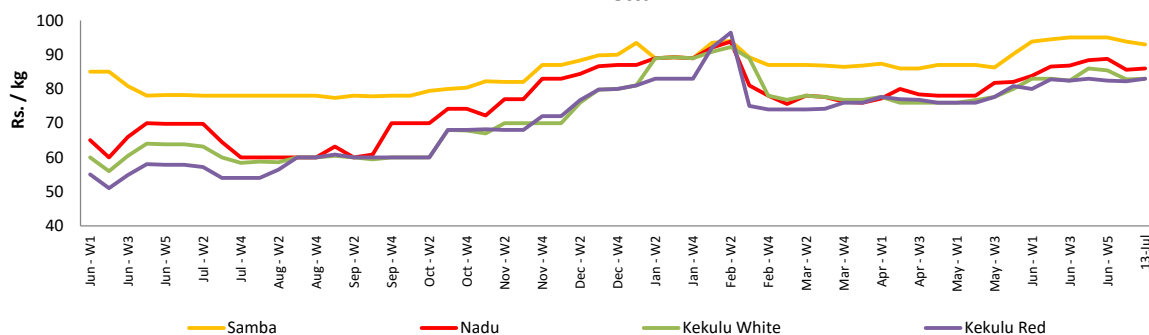
- Price increased by more than 5% compared to previous week average price.
- Price decreased by more than 5% compared to previous week average price.

Wholesale Prices

Marandagahamula

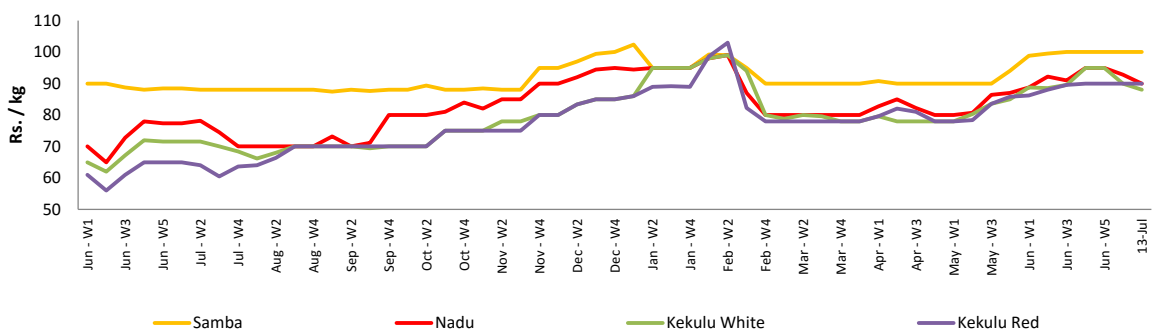


Pettah



Retail Prices

Pettah



Wholesale and Retail Prices of Selected Food Commodities - 2017/07/13

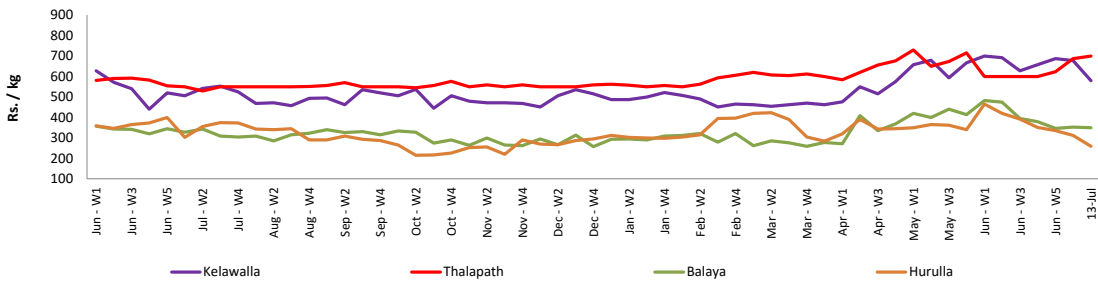
Fish

Item	Unit	Wholesale				Retail			
		Peliyagoda		Negombo		Peliyagoda		Negombo	
		Previous 5 Days Average	Today	Previous 5 Days Average	Today	Previous 5 Days Average	Today	Previous 5 Days Average	Today
Kelawalla	Rs./Kg	622.00	580.00	516.00	500.00	928.00	900.00	728.00	720.00
Thalapath	Rs./Kg	700.00	700.00	688.00	680.00	860.00	860.00	944.00	930.00
Balaya	Rs./Kg	352.00	350.00	272.00	260.00	452.00	450.00	412.00	400.00
Paraw	Rs./Kg	590.00	600.00	570.00	570.00	940.00	900.00	780.00	780.00
Salaya	Rs./Kg	160.00	160.00	124.00	100.00	230.00	240.00	196.00	150.00
Hurulla	Rs./Kg	308.00	260.00	366.00	300.00	408.00	360.00	492.00	430.00

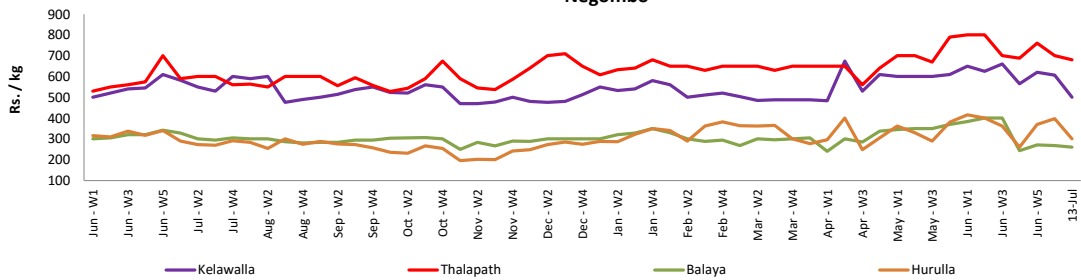
- Price increased by more than 5% compared to previous week average price.
- Price decreased by more than 5% compared to previous week average price.

Wholesale Prices

Peliyagoda

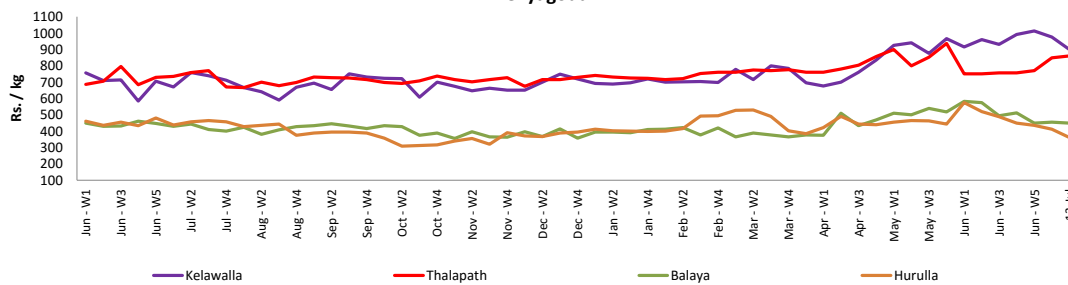


Negombo

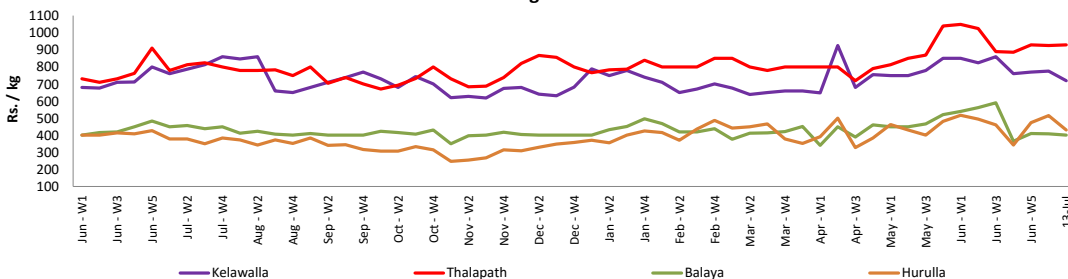


Retail Prices

Peliyagoda



Negombo

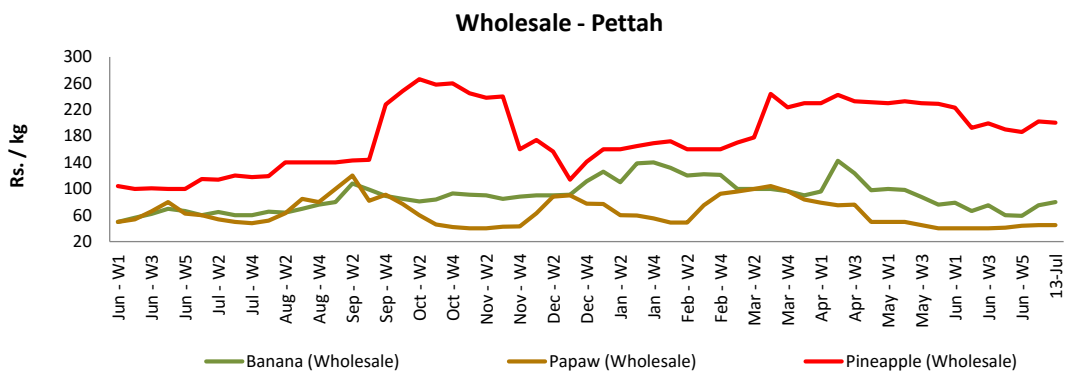


Wholesale and Retail Prices of Selected Food Commodities - 2017/07/13

Fruits

Item	Unit	Wholesale		Retail	
		Pettah			
		Previous 5 Days Average	Today	Previous 5 Days Average	Today
Banana (Sour)	Rs./Kg	82.00	80.00	119.00	120.00
Papaw	Rs./Kg	46.00	45.00	70.00	70.00
Pineapple	Rs./Kg	204.00	200.00	272.00	270.00

- Price increased by more than 5% compared to previous week average price.
- Price decreased by more than 5% compared to previous week average price.



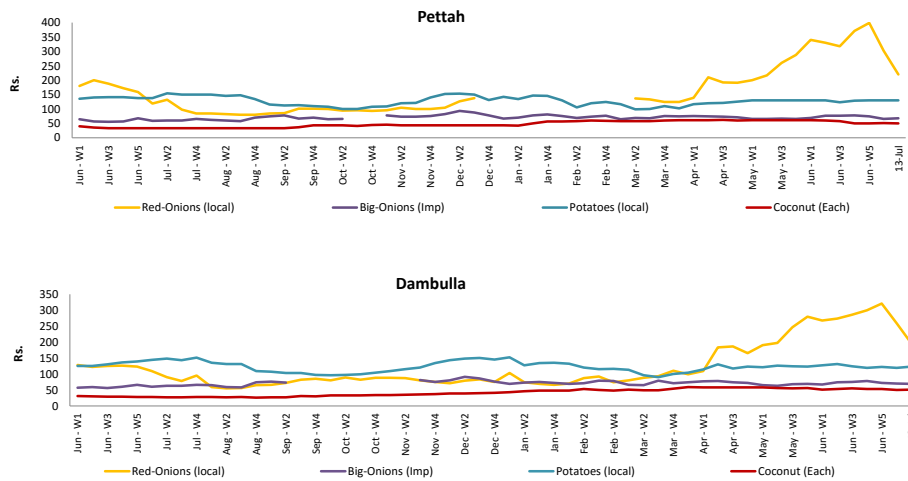
Wholesale and Retail Prices of Selected Food Commodities - 2017/07/13

Other

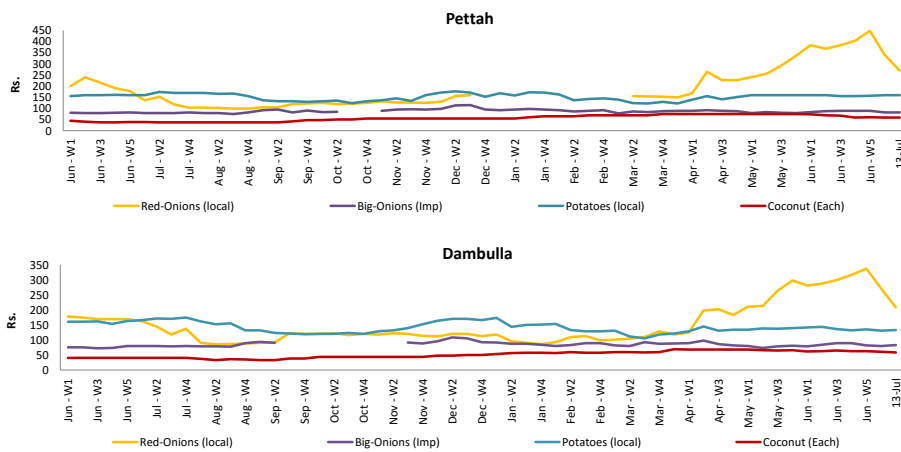
Item	Unit	Wholesale				Retail			
		Pettah		Dambulla		Pettah		Dambulla	
		Previous 5 Days Average	Today	Previous 5 Days Average	Today	Previous 5 Days Average	Today	Previous 5 Days Average	Today
Red-Onions (local)	Rs./Kg	264.00	220.00	224.00	195.00	305.00	270.00	236.00	208.00
Red-Onions (Imp)	Rs./Kg	225.00	180.00	n.a.	n.a.	261.00	220.00	n.a.	n.a.
Big-Onions (local)	Rs./Kg	n.a.	n.a.	n.a.	n.a.	n.a.	n.a.	n.a.	n.a.
Big-Onions (Imp)	Rs./Kg	65.00	68.00	69.00	69.00	81.00	83.00	79.00	83.00
Potatoes (local)	Rs./Kg	129.00	130.00	123.00	123.00	157.00	160.00	133.00	133.00
Potatoes (Imp)	Rs./Kg	77.00	75.00			90.00	90.00		
Dried Chillies (Imp)	Rs./Kg	173.00	180.00	153.00	168.00	216.00	220.00	166.00	178.00
Coconut	Rs./Nut	50.00	50.00	51.00	51.00	60.00	60.00	60.00	58.00
Coconut oil	Rs./Ltr	320.00	320.00			340.00	340.00		
Dhal	Rs./Kg	137.00	137.00			152.00	150.00		
Sugar	Rs./Kg	96.00	95.00			103.00	103.00		
Eggs	Rs./Each	12.80	13.00			13.70	14.00		
Katta	Rs./Kg	800.00	800.00			850.00	850.00		
Sprats	Rs./Kg	500.00	500.00			550.00	550.00		

- Price increased by more than 5% compared to previous week average price.
- Price decreased by more than 5% compared to previous week average price.

Wholesale Prices



Retail Prices



* Prices of food commodities may vary due to quality and markets among other factors.