

Weekly Summary of Price Developments (From 05 July 2017 to 12 July 2017)



Vegetables

- o Prices of vegetables demonstrated mixed movements during the week in both Pettah and Dambulla markets.



Rice

- o Retail price of rice varieties have settled around current prices exceeding the control price imposed with effect from 17th February 2017 .



Fish

- o Prices of most varieties of fish decreased in both Negombo and Peliyagoda markets due to better supply.



Other

- o Prices of local red onions continue the decreasing trend in both Pettah and Dambulla markets due to higher supply.
-

Wholesale and Retail Prices of Selected Food Commodities - 2017/07/12

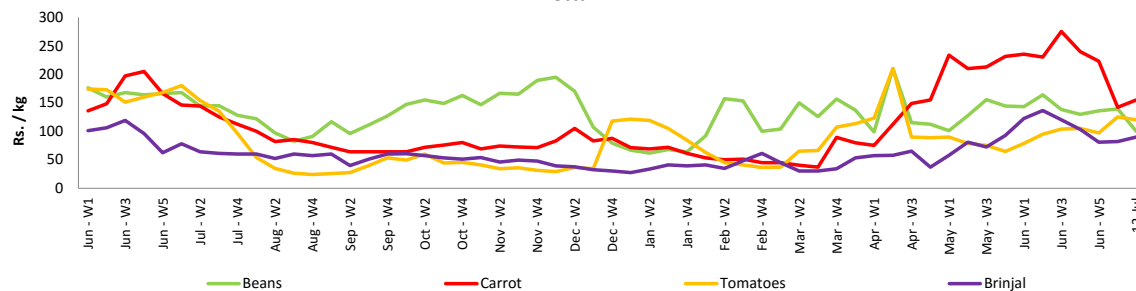
Vegetables

Item	Unit	Wholesale				Retail			
		Pettah		Dambulla		Pettah		Dambulla	
		Previous 5 Days Average	Today	Previous 5 Days Average	Today	Previous 5 Days Average	Today	Previous 5 Days Average	Today
Beans	Rs./Kg	116.00	100.00	110.00	83.00	159.00	138.00	131.00	103.00
Carrot	Rs./Kg	166.00	155.00	161.00	190.00	206.00	200.00	181.00	215.00
Cabbage	Rs./Kg	91.00	87.00	75.00	93.00	133.00	150.00	95.00	113.00
Tomatoes	Rs./Kg	119.00	120.00	95.00	73.00	152.00	153.00	115.00	93.00
Brinjal	Rs./Kg	81.00	90.00	90.00	65.00	123.00	137.00	109.00	85.00
Pumpkin	Rs./Kg	126.00	133.00	100.00	95.00	158.00	167.00	120.00	115.00
Snake gourd	Rs./Kg	124.00	123.00	81.00	68.00	157.00	167.00	101.00	88.00

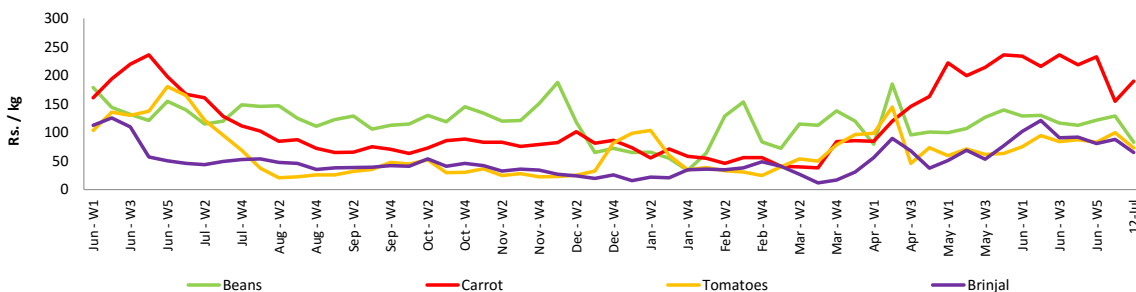
- Price increased by more than 5% compared to previous week average price.
- Price decreased by more than 5% compared to previous week average price.

Wholesale Prices

Pettah

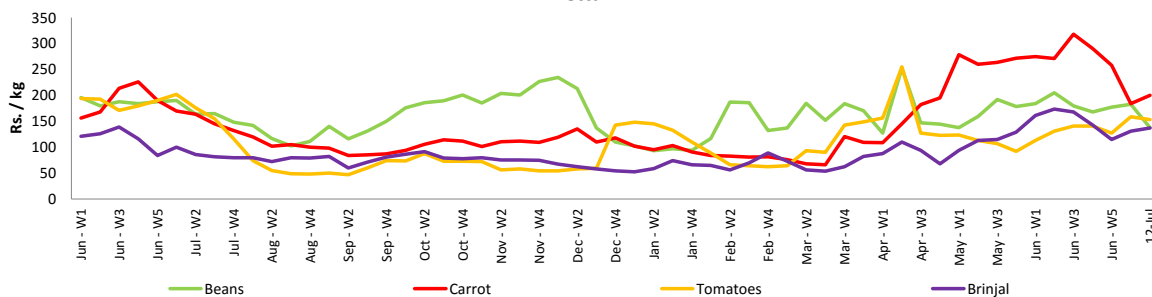


Dambulla

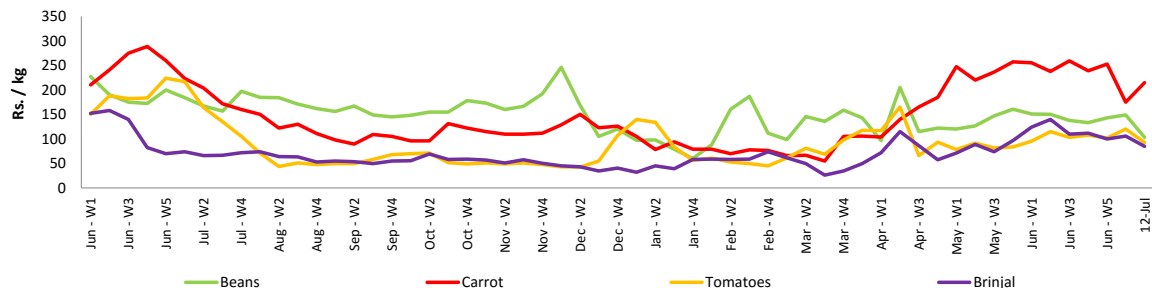


Retail Prices

Pettah



Dambulla



Wholesale and Retail Prices of Selected Food Commodities - 2017/07/12

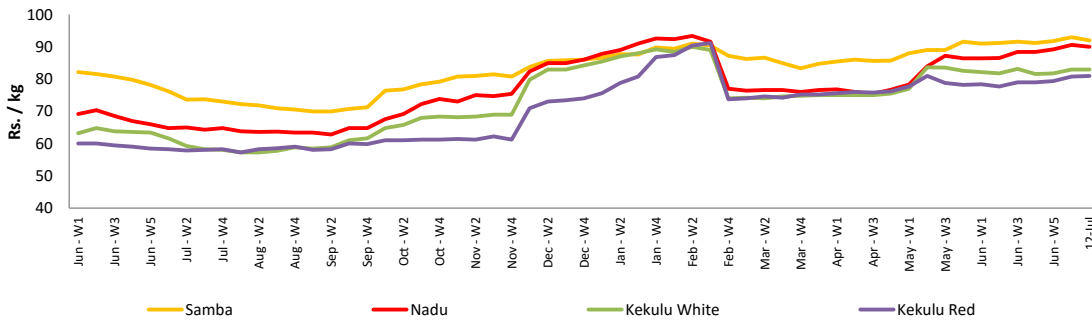
Rice

Item	Unit	Wholesale				Retail	
		Maradaghamula		Pettah		Pettah	
		Previous 5 Days Average		Previous 5 Days Average		Previous 5 Days Average	
		Average	Today	Average	Today	Average	Today
Samba	Rs./Kg	93.00	92.00	94.00	93.00	100.00	100.00
Nadu	Rs./Kg	91.00	90.00	86.00	86.00	92.00	90.00
Kekulu White	Rs./Kg	83.00	83.00	83.00	83.00	90.00	88.00
Kekulu Red	Rs./Kg	81.00	81.00	82.00	83.00	90.00	90.00

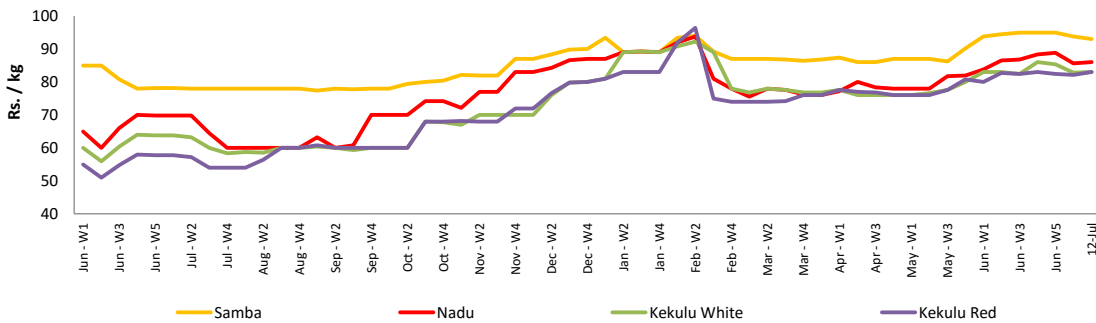
- Price increased by more than 5% compared to previous week average price.
- Price decreased by more than 5% compared to previous week average price.

Wholesale Prices

Marandaghamula

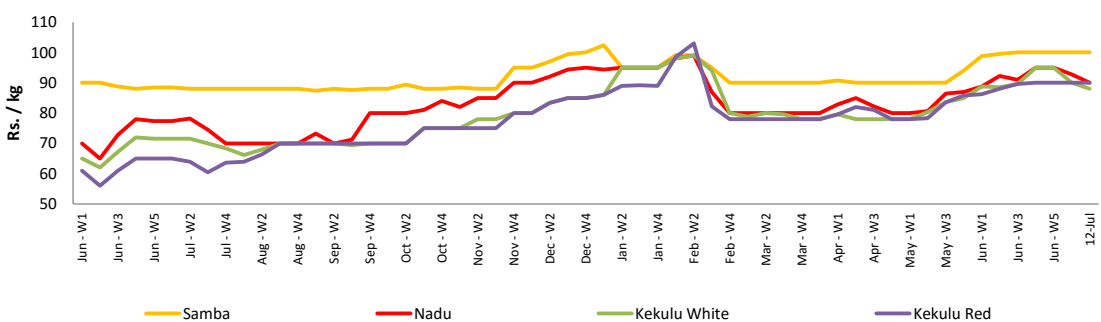


Pettah



Retail Prices

Pettah



Wholesale and Retail Prices of Selected Food Commodities - 2017/07/12

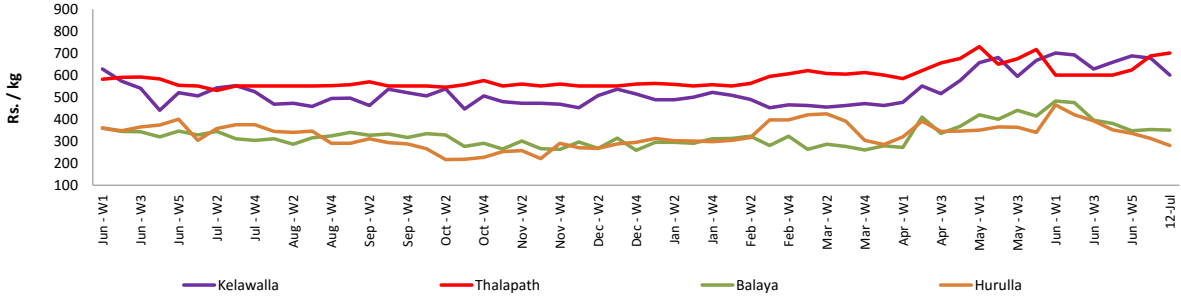
Fish

Item	Unit	Wholesale				Retail			
		Peliyagoda		Negombo		Peliyagoda		Negombo	
		Previous 5 Days Average	Today	Previous 5 Days Average	Today	Previous 5 Days Average	Today	Previous 5 Days Average	Today
Kelawalla	Rs./Kg	642.00	600.00	546.00	500.00	944.00	920.00	744.00	720.00
Thalpath	Rs./Kg	696.00	700.00	692.00	680.00	856.00	860.00	938.00	930.00
Balaya	Rs./Kg	352.00	350.00	272.00	260.00	452.00	450.00	412.00	400.00
Paraw	Rs./Kg	590.00	600.00	576.00	570.00	995.00	900.00	784.00	780.00
Salaya	Rs./Kg	150.00	180.00	128.00	100.00	215.00	260.00	200.00	180.00
Hurulla	Rs./Kg	312.00	280.00	370.00	380.00	412.00	380.00	496.00	500.00

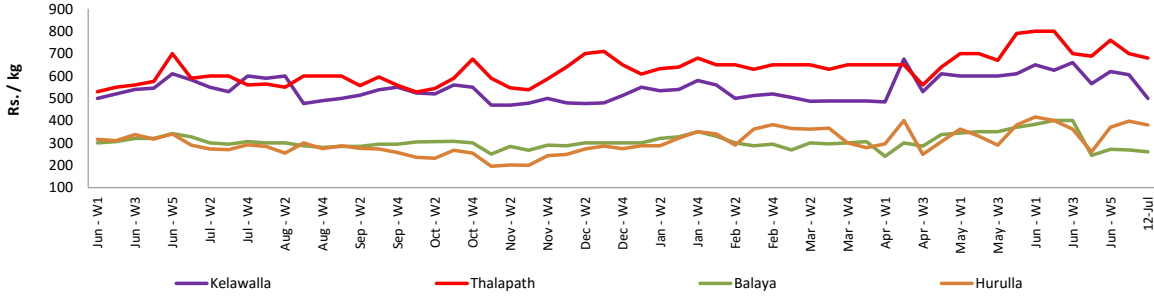
- Price increased by more than 5% compared to previous week average price.
- Price decreased by more than 5% compared to previous week average price.

Wholesale Prices

Peliyagoda

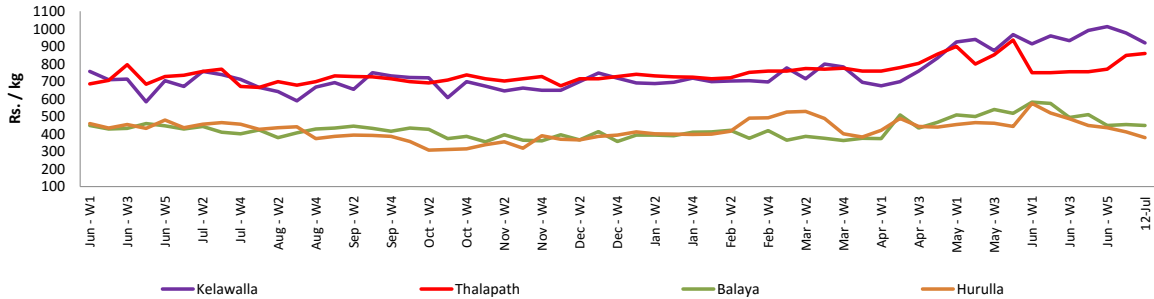


Negombo

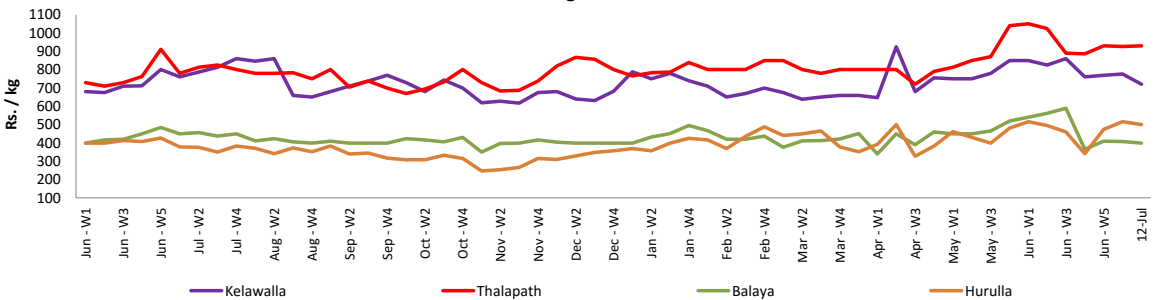


Retail Prices

Peliyagoda



Negombo

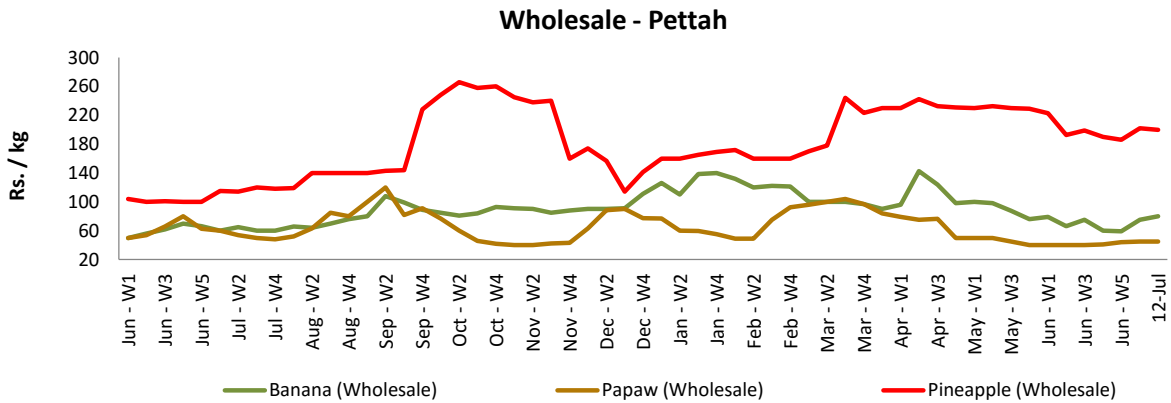


Wholesale and Retail Prices of Selected Food Commodities - 2017/07/12

Fruits

Item	Unit	Wholesale		Retail	
		Pettah			
		Previous 5 Days Average	Today	Previous 5 Days Average	Today
Banana (Sour)	Rs./Kg	81.00	80.00	117.00	120.00
Papaw	Rs./Kg	46.00	45.00	70.00	70.00
Pineapple	Rs./Kg	206.00	200.00	274.00	270.00

- Price increased by more than 5% compared to previous week average price.
- Price decreased by more than 5% compared to previous week average price.



Wholesale and Retail Prices of Selected Food Commodities - 2017/07/12

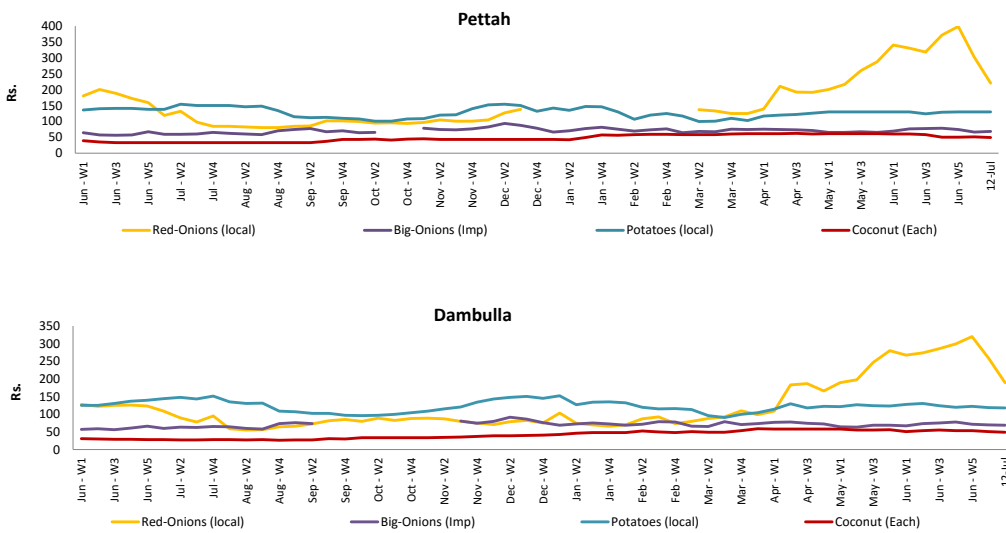
Other

Item	Unit	Wholesale				Retail			
		Pettah		Dambulla		Pettah		Dambulla	
		Previous 5 Days Average	Today	Previous 5 Days Average	Today	Previous 5 Days Average	Today	Previous 5 Days Average	Today
Red-Onions (local)	Rs./Kg	280.00	220.00	235.00	190.00	320.00	270.00	248.00	200.00
Red-Onions (Imp)	Rs./Kg	229.00	180.00	n.a.	n.a.	265.00	220.00	n.a.	n.a.
Big-Onions (local)	Rs./Kg	n.a.	n.a.	n.a.	n.a.	n.a.	n.a.	n.a.	n.a.
Big-Onions (Imp)	Rs./Kg	65.00	68.00	69.00	69.00	80.00	83.00	79.00	79.00
Potatoes (local)	Rs./Kg	129.00	130.00	122.00	118.00	157.00	160.00	133.00	128.00
Potatoes (Imp)	Rs./Kg	78.00	75.00			92.00	90.00		
Dried Chillies (Imp)	Rs./Kg	173.00	180.00	156.00	148.00	216.00	220.00	169.00	160.00
Coconut	Rs./Nut	50.00	49.00	51.00	49.00	60.00	60.00	60.00	58.00
Coconut oil	Rs./Ltr	320.00	320.00			340.00	340.00		
Dhal	Rs./Kg	137.00	137.00			152.00	150.00		
Sugar	Rs./Kg	96.00	95.00			103.00	103.00		
Eggs	Rs./Each	12.60	13.00			13.50	14.00		
Katta	Rs./Kg	800.00	800.00			850.00	850.00		
Sprats	Rs./Kg	500.00	500.00			550.00	550.00		

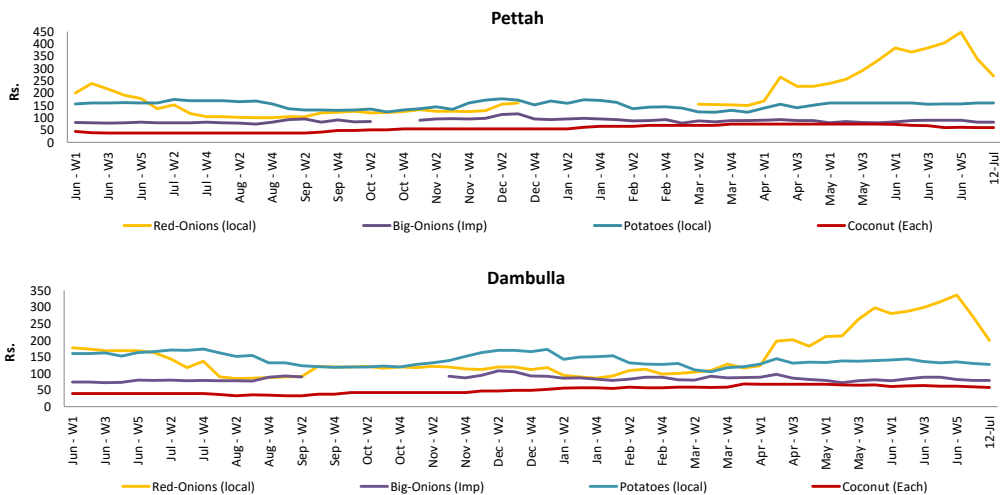
Price increased by more than 5% compared to previous week average price.

Price decreased by more than 5% compared to previous week average price.

Wholesale Prices



Retail Prices



* Prices of food commodities may vary due to quality and markets among other factors.