

## Weekly Summary of Price Developments (From 04 July 2017 to 11 July 2017)



---

### Vegetables

---

- Prices of vegetables demonstrated mixed movements during the week in both Pettah and Dambulla markets.



---

### Rice

---

- Retail price of rice varieties have settled around current prices exceeding the control price imposed with effect from 17th February 2017 .



---

### Fish

---

- Prices of most varieties of fish decreased in both Negombo and Peliyagoda markets due to better supply.



---

### Other

---

- Prices of egg increased in Pettah market towards the end of the week.
-

# Wholesale and Retail Prices of Selected Food Commodities - 2017/07/11

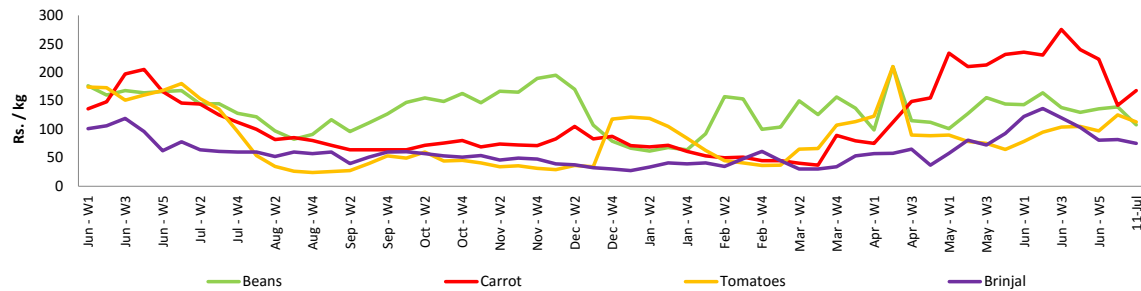
## Vegetables

Item	Unit	Wholesale				Retail			
		Pettah		Dambulla		Pettah		Dambulla	
		Previous 5 Days Average	Today	Previous 5 Days Average	Today	Previous 5 Days Average	Today	Previous 5 Days Average	Today
Beans	Rs./Kg	127.00	108.00	122.00	85.00	170.00	143.00	143.00	105.00
Carrot	Rs./Kg	161.00	168.00	153.00	205.00	202.00	208.00	173.00	225.00
Cabbage	Rs./Kg	89.00	83.00	69.00	93.00	127.00	145.00	89.00	113.00
Tomatoes	Rs./Kg	122.00	113.00	100.00	75.00	155.00	150.00	120.00	95.00
Brinjal	Rs./Kg	83.00	75.00	94.00	78.00	129.00	110.00	112.00	98.00
Pumpkin	Rs./Kg	124.00	133.00	103.00	95.00	157.00	167.00	124.00	115.00
Snake gourd	Rs./Kg	126.00	113.00	78.00	88.00	160.00	153.00	98.00	108.00

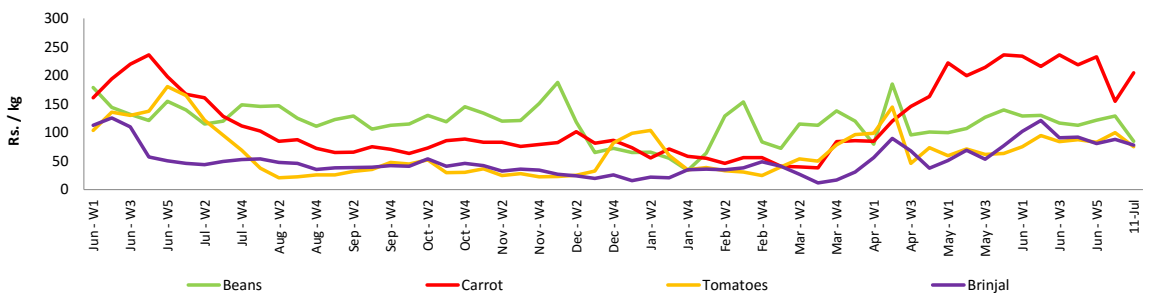
- Price increased by more than 5% compared to previous week average price.
- Price decreased by more than 5% compared to previous week average price.

### Wholesale Prices

#### Pettah

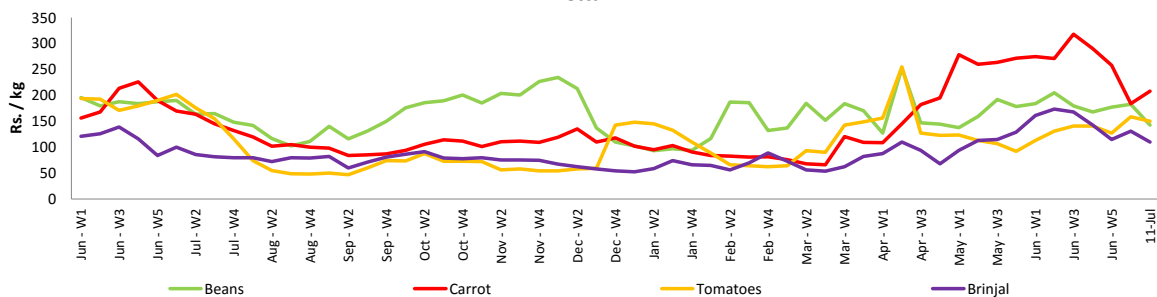


#### Dambulla

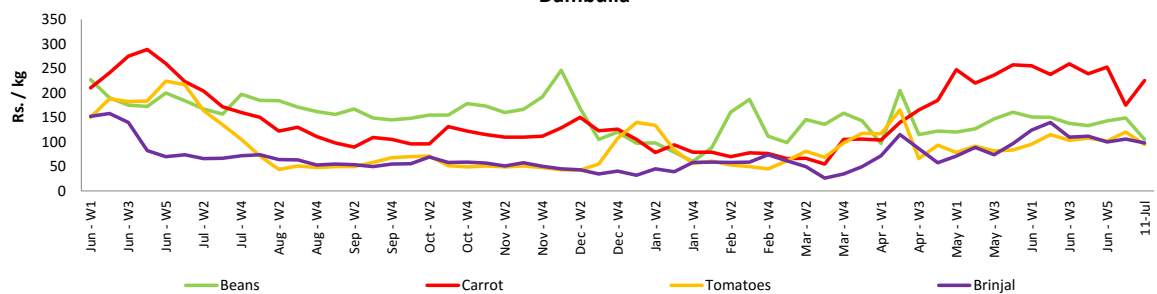


### Retail Prices

#### Pettah



#### Dambulla



# Wholesale and Retail Prices of Selected Food Commodities - 2017/07/11

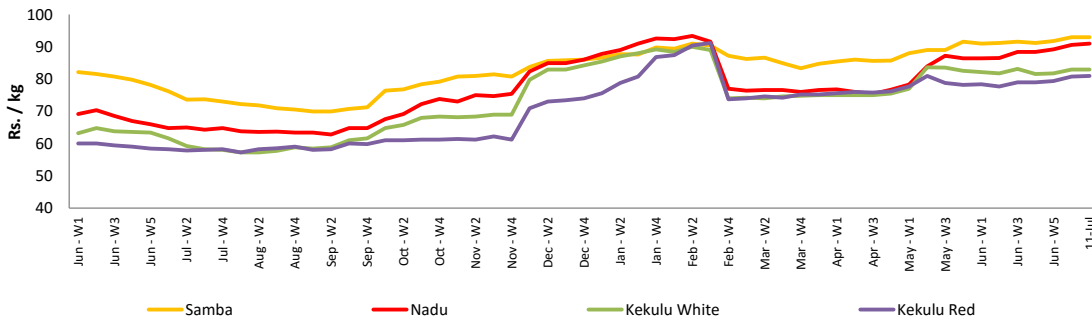
## Rice

Item	Unit	Wholesale				Retail	
		Maradaghamula		Pettah		Pettah	
		Previous 5 Days Average	Today	Previous 5 Days Average	Today	Previous 5 Days Average	Today
Samba	Rs./Kg	93.00	93.00	94.00	93.00	100.00	100.00
Nadu	Rs./Kg	91.00	91.00	86.00	86.00	93.00	90.00
Kekulu White	Rs./Kg	83.00	83.00	83.00	83.00	90.00	88.00
Kekulu Red	Rs./Kg	81.00	81.00	82.00	83.00	90.00	90.00

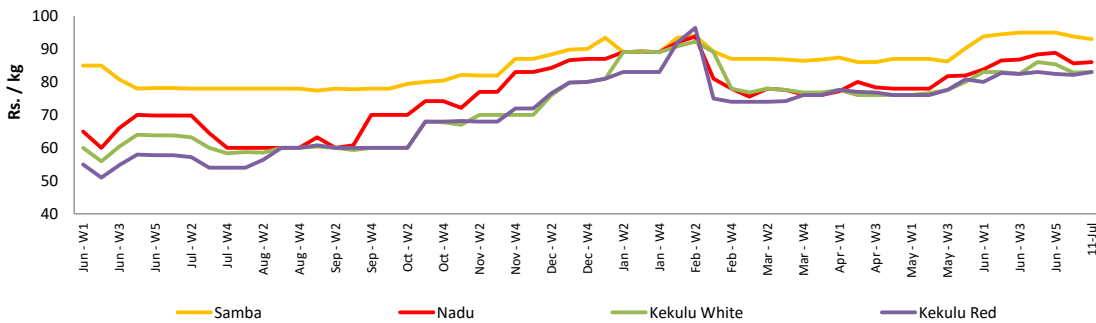
- Price increased by more than 5% compared to previous week average price.
- Price decreased by more than 5% compared to previous week average price.

### Wholesale Prices

#### Marandaghamula

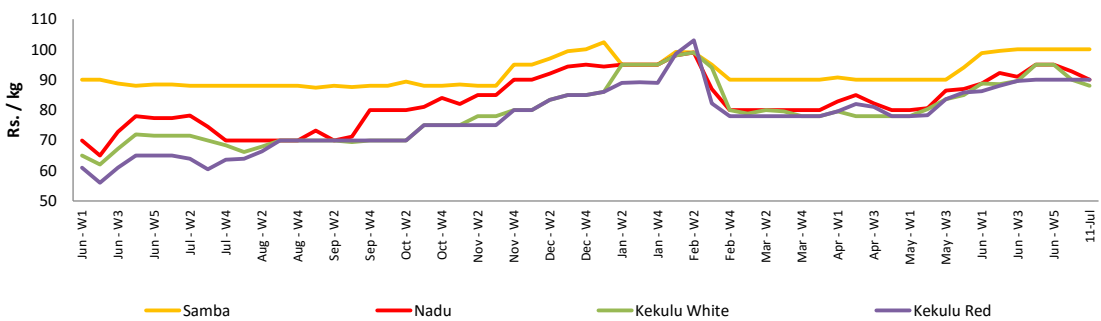


#### Pettah



### Retail Prices

#### Pettah



# Wholesale and Retail Prices of Selected Food Commodities - 2017/07/11

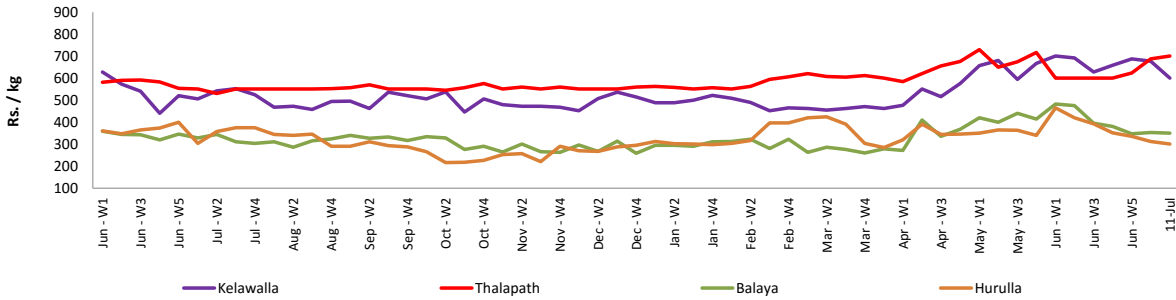
## Fish

Item	Unit	Wholesale				Retail			
		Peliyagoda		Negombo		Peliyagoda		Negombo	
		Previous 5 Days Average	Today	Previous 5 Days Average	Today	Previous 5 Days Average	Today	Previous 5 Days Average	Today
Kelawalla	Rs./Kg	662.00	600.00	576.00	500.00	960.00	920.00	760.00	720.00
Thalpath	Rs./Kg	692.00	700.00	696.00	680.00	852.00	860.00	932.00	930.00
Balaya	Rs./Kg	353.00	350.00	272.00	260.00	453.00	450.00	412.00	400.00
Paraw	Rs./Kg	603.00	600.00	572.00	570.00	1020.00	900.00	788.00	780.00
Salaya	Rs./Kg	140.00	180.00	128.00	120.00	200.00	260.00	202.00	190.00
Hurulla	Rs./Kg	316.00	300.00	384.00	330.00	416.00	400.00	506.00	470.00

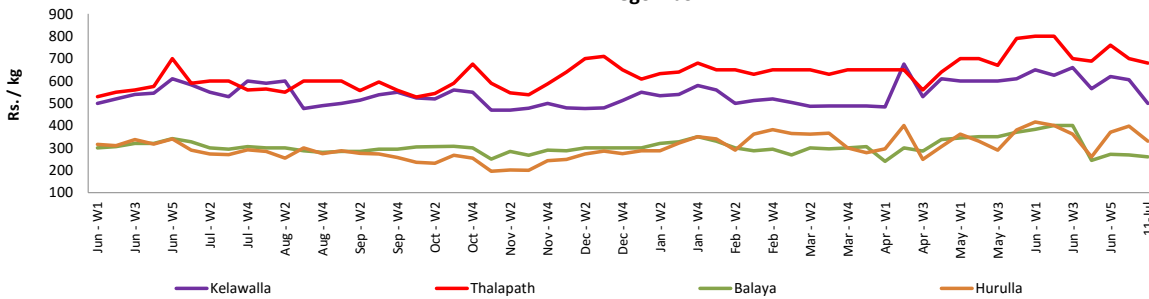
- Price increased by more than 5% compared to previous week average price.
- Price decreased by more than 5% compared to previous week average price.

### Wholesale Prices

#### Peliyagoda

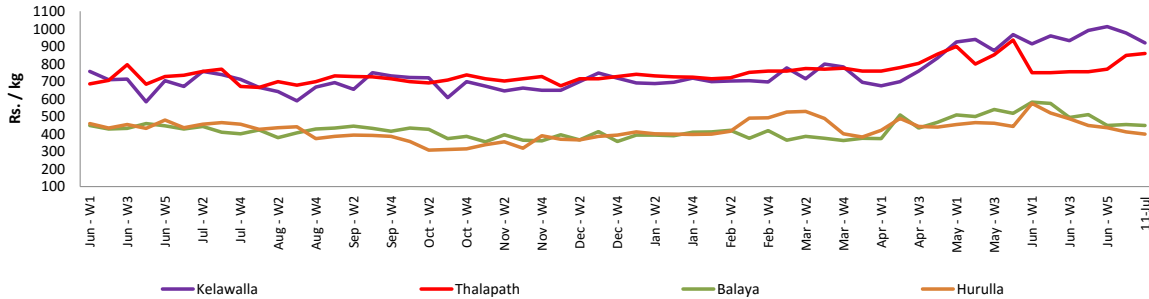


#### Negombo

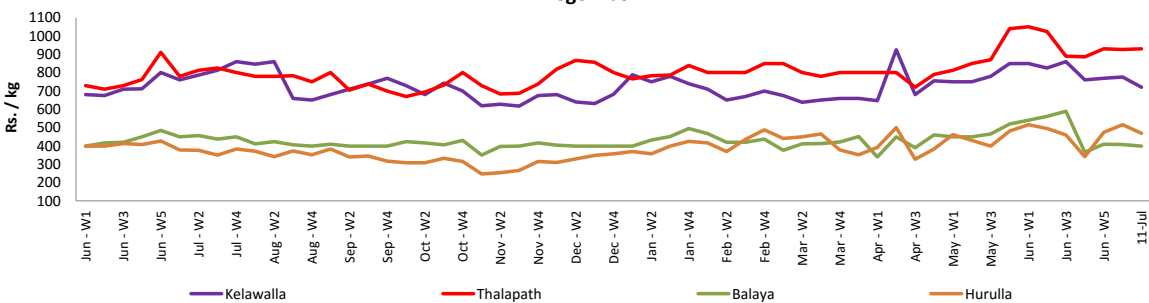


### Retail Prices

#### Peliyagoda



#### Negombo



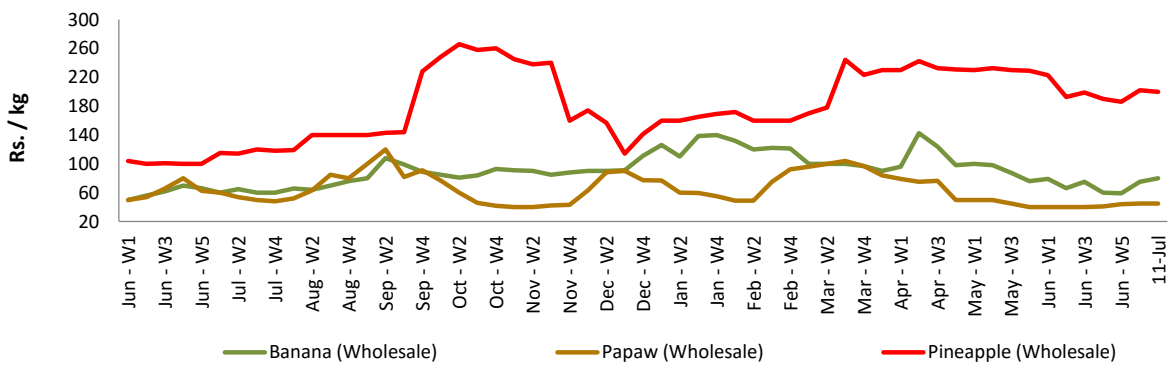
# Wholesale and Retail Prices of Selected Food Commodities - 2017/07/11

## Fruits

Item	Unit	Wholesale		Retail	
		Pettah			
		Previous 5 Days Average	Today	Previous 5 Days Average	Today
Banana (Sour)	Rs./Kg	79.00	80.00	113.00	120.00
Papaw	Rs./Kg	46.00	45.00	69.00	70.00
Pineapple	Rs./Kg	206.00	200.00	274.00	270.00

- Price increased by more than 5% compared to previous week average price.
- Price decreased by more than 5% compared to previous week average price.

Wholesale - Pettah



# Wholesale and Retail Prices of Selected Food Commodities - 2017/07/11

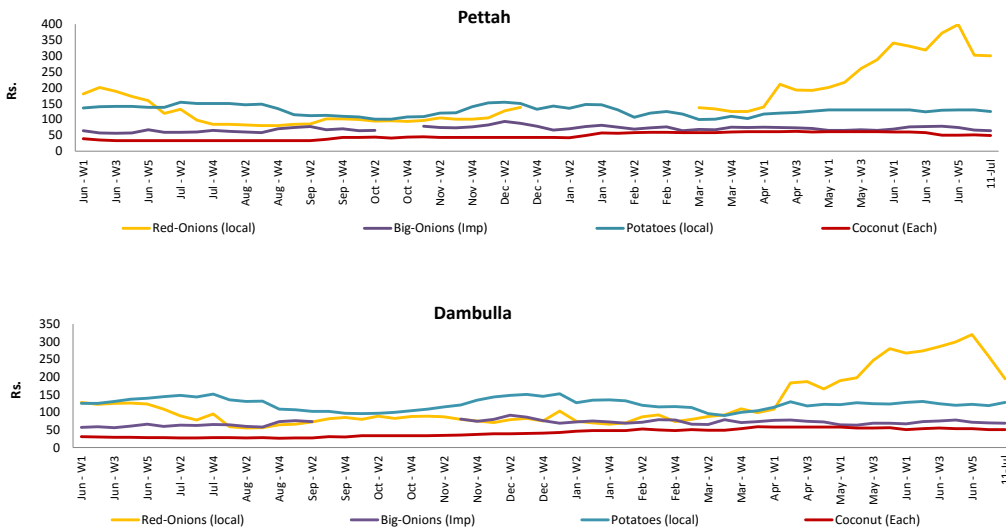
## Other

Item	Unit	Wholesale				Retail			
		Pettah		Dambulla		Pettah		Dambulla	
		Previous 5 Days Average	Today	Previous 5 Days Average	Today	Previous 5 Days Average	Today	Previous 5 Days Average	Today
Red-Onions (local)	Rs./Kg	286.00	300.00	247.00	195.00	324.00	340.00	259.00	208.00
Red-Onions (Imp)	Rs./Kg	217.00	260.00	n.a.	n.a.	256.00	285.00	n.a.	n.a.
Big-Onions (local)	Rs./Kg	n.a.	n.a.	n.a.	n.a.	n.a.	n.a.	n.a.	n.a.
Big-Onions (Imp)	Rs./Kg	65.00	64.00	69.00	69.00	80.00	80.00	79.00	79.00
Potatoes (local)	Rs./Kg	130.00	125.00	119.00	128.00	158.00	155.00	131.00	138.00
Potatoes (Imp)	Rs./Kg	78.00	77.00			94.00	90.00		
Dried Chillies (Imp)	Rs./Kg	173.00	180.00	157.00	160.00	216.00	220.00	170.00	178.00
Coconut	Rs./Nut	51.00	49.00	50.00	51.00	60.00	60.00	60.00	58.00
Coconut oil	Rs./Ltr	320.00	320.00			340.00	340.00		
Dhal	Rs./Kg	137.00	137.00			152.00	150.00		
Sugar	Rs./Kg	96.00	95.00			103.00	103.00		
Eggs	Rs./Each	12.40	13.00			13.30	14.00		
Katta	Rs./Kg	800.00	800.00			850.00	850.00		
Sprats	Rs./Kg	500.00	500.00			550.00	550.00		

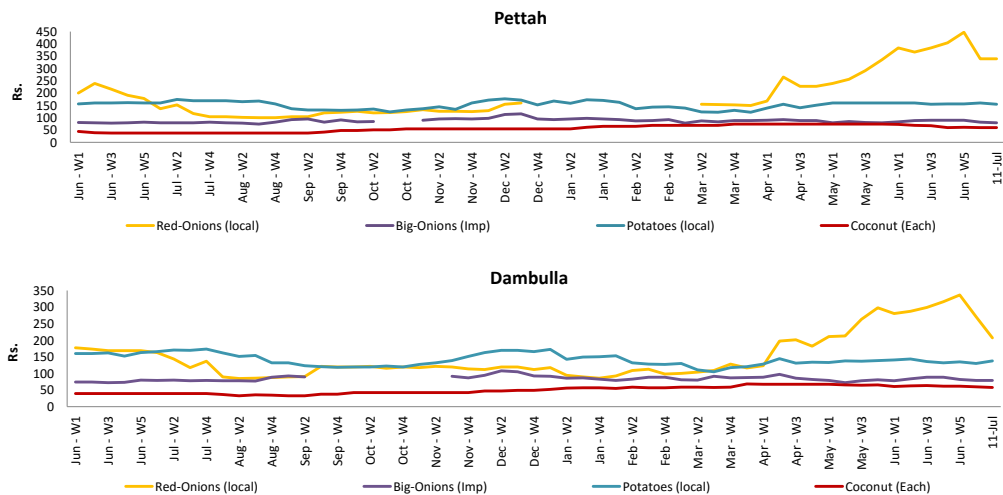
Price increased by more than 5% compared to previous week average price.

Price decreased by more than 5% compared to previous week average price.

### Wholesale Prices



### Retail Prices



\* Prices of food commodities may vary due to quality and markets among other factors.