

Weekly Summary of Price Developments (From 03 July 2017 to 10 July 2017)



Vegetables

- Prices of vegetables demonstrated mixed movements during the week in both Pettah and Dambulla markets.



Rice

- Retail price of rice varieties have settled around current prices exceeding the control price imposed with effect from 17th February 2017 .



Fruits

- Prices of fruits demonstrated an increasing trend in the pettah market due to seasonal impact.



Other

- Prices of local red onions decreased in both Pettah and Dambulla markets due to higher supply.
-

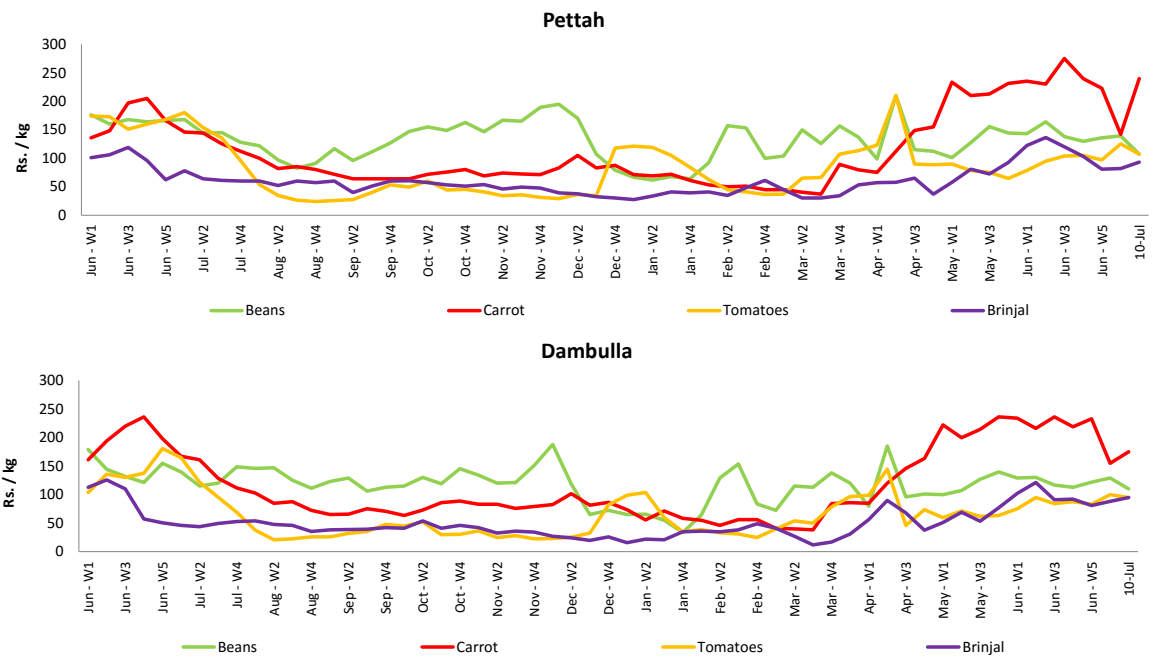
Wholesale and Retail Prices of Selected Food Commodities - 2017/07/10

Vegetables

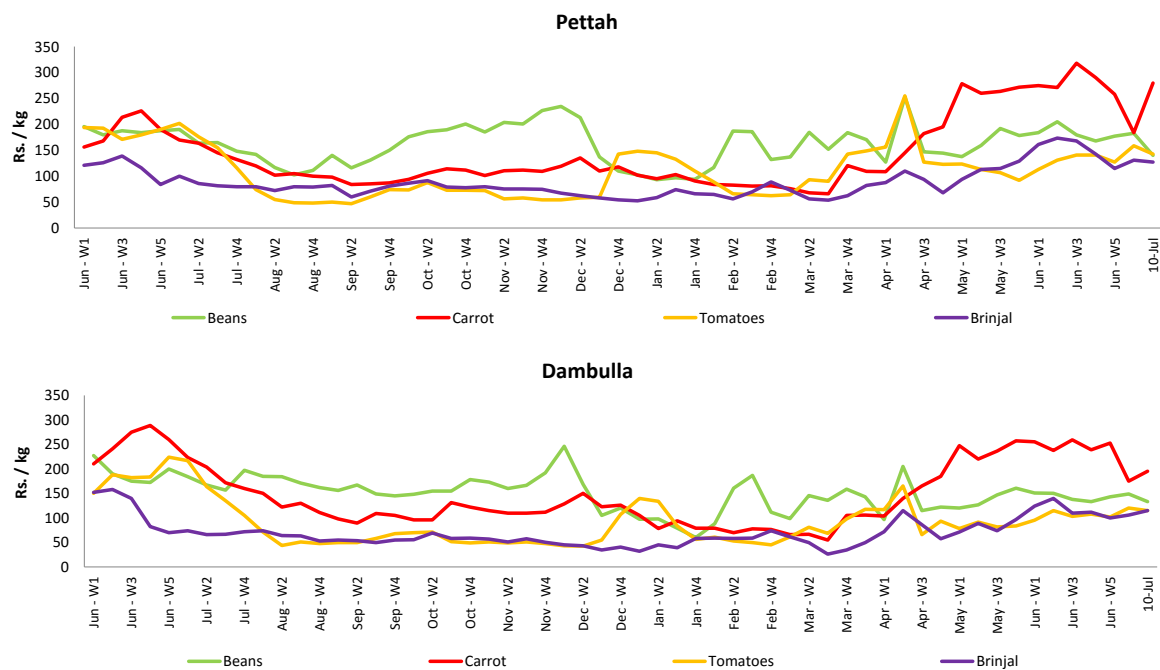
Item	Unit	Wholesale				Retail			
		Pettah		Dambulla		Pettah		Dambulla	
		Previous 5 Days Average	Today	Previous 5 Days Average	Today	Previous 5 Days Average	Today	Previous 5 Days Average	Today
Beans	Rs./Kg	139.00	107.00	129.00	110.00	183.00	140.00	149.00	133.00
Carrot	Rs./Kg	142.00	240.00	155.00	175.00	184.00	280.00	175.00	195.00
Cabbage	Rs./Kg	80.00	130.00	65.00	95.00	119.00	167.00	85.00	115.00
Tomatoes	Rs./Kg	125.00	107.00	100.00	95.00	159.00	143.00	120.00	115.00
Brinjal	Rs./Kg	82.00	93.00	88.00	95.00	131.00	127.00	106.00	115.00
Pumpkin	Rs./Kg	126.00	127.00	102.00	108.00	161.00	150.00	123.00	128.00
Snake gourd	Rs./Kg	127.00	130.00	72.00	95.00	166.00	150.00	92.00	115.00

- Price increased by more than 5% compared to previous week average price.
- Price decreased by more than 5% compared to previous week average price.

Wholesale Prices



Retail Prices



Wholesale and Retail Prices of Selected Food Commodities - 2017/07/10

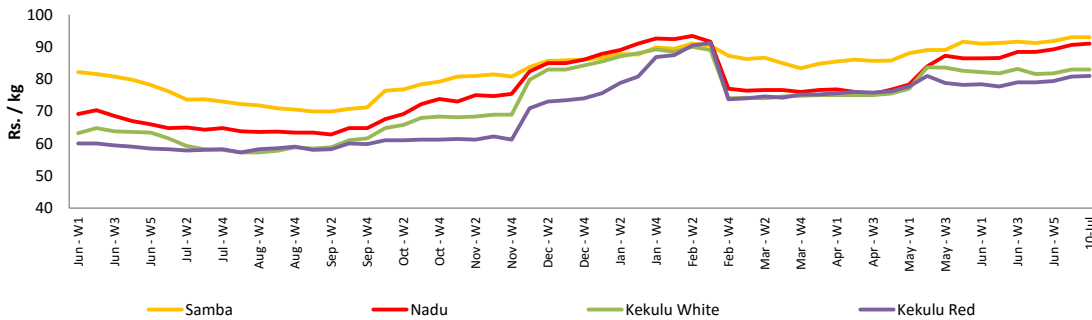
Rice

Item	Unit	Wholesale				Retail	
		Maradaghamula		Pettah		Pettah	
		Previous 5 Days Average		Previous 5 Days Average		Previous 5 Days Average	
		Average	Today	Average	Today	Average	Today
Samba	Rs./Kg	93.00	93.00	94.00	93.00	100.00	100.00
Nadu	Rs./Kg	91.00	91.00	86.00	88.00	93.00	93.00
Kekulu White	Rs./Kg	83.00	83.00	83.00	83.00	90.00	90.00
Kekulu Red	Rs./Kg	81.00	81.00	82.00	82.00	90.00	88.00

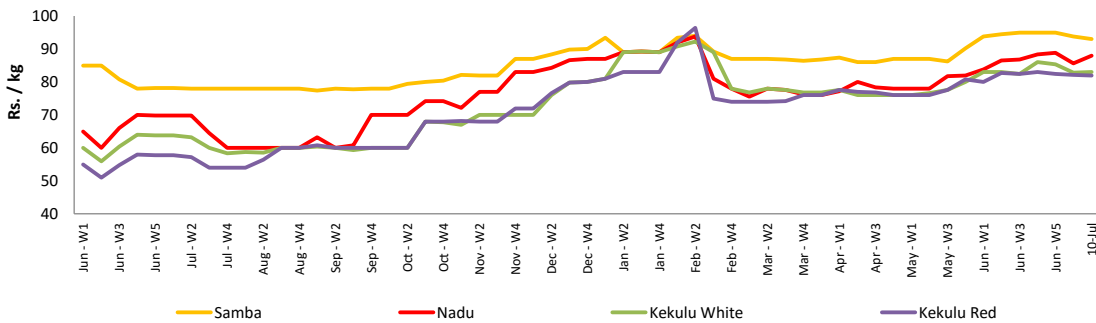
- Price increased by more than 5% compared to previous week average price.
- Price decreased by more than 5% compared to previous week average price.

Wholesale Prices

Marandaghamula

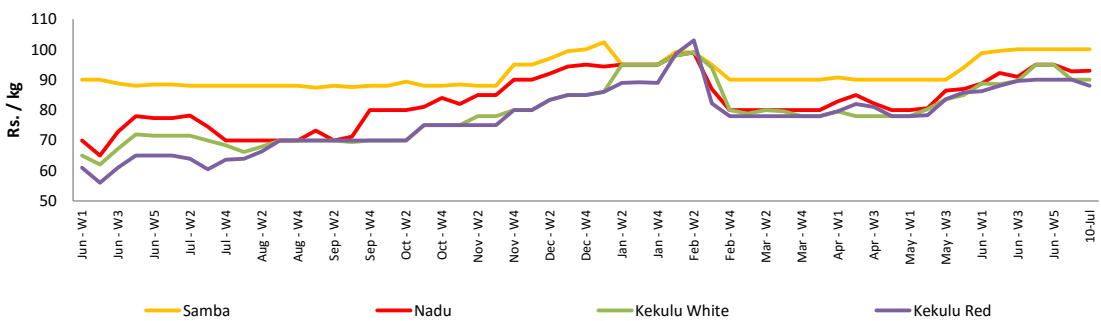


Pettah



Retail Prices

Pettah



Wholesale and Retail Prices of Selected Food Commodities - 2017/07/10

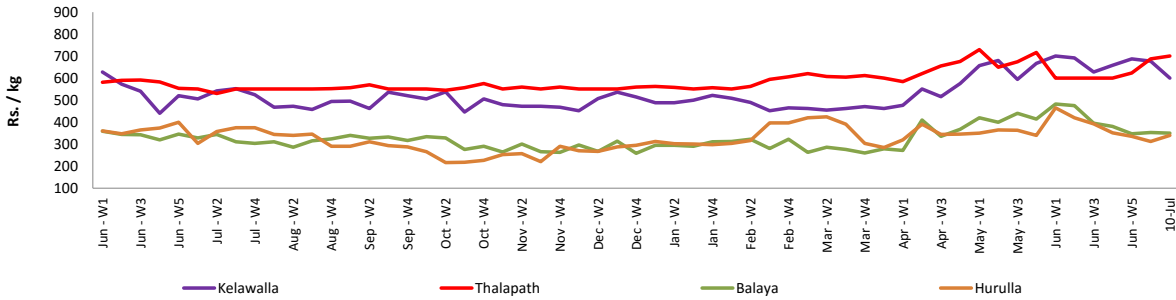
Fish

Item	Unit	Wholesale				Retail			
		Peliyagoda		Negombo		Peliyagoda		Negombo	
		Previous 5 Days Average	Today	Previous 5 Days Average	Today	Previous 5 Days Average	Today	Previous 5 Days Average	Today
Kelawalla	Rs./Kg	678.00	600.00	606.00	500.00	976.00	920.00	776.00	720.00
Thalapath	Rs./Kg	688.00	700.00	700.00	680.00	848.00	860.00	926.00	930.00
Balaya	Rs./Kg	353.00	350.00	268.00	280.00	455.00	450.00	408.00	420.00
Paraw	Rs./Kg	612.00	n.a.	578.00	570.00	1036.00	n.a.	792.00	780.00
Salaya	Rs./Kg	144.00	n.a.	124.00	120.00	204.00	n.a.	200.00	190.00
Hurulla	Rs./Kg	312.00	340.00	398.00	330.00	412.00	440.00	516.00	470.00

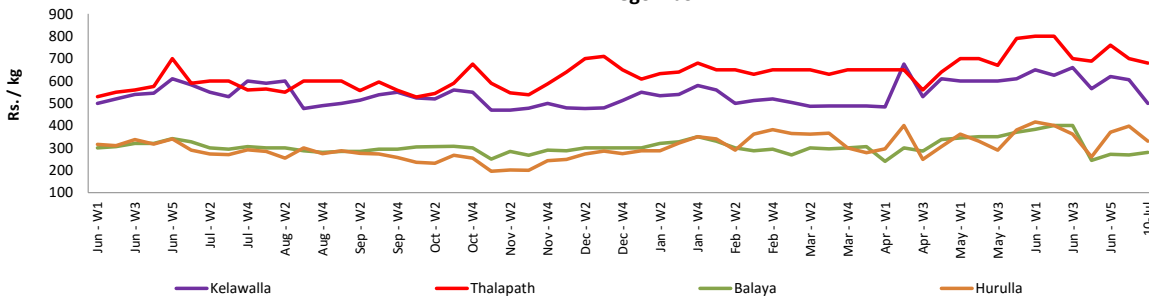
- Price increased by more than 5% compared to previous week average price.
- Price decreased by more than 5% compared to previous week average price.

Wholesale Prices

Peliyagoda

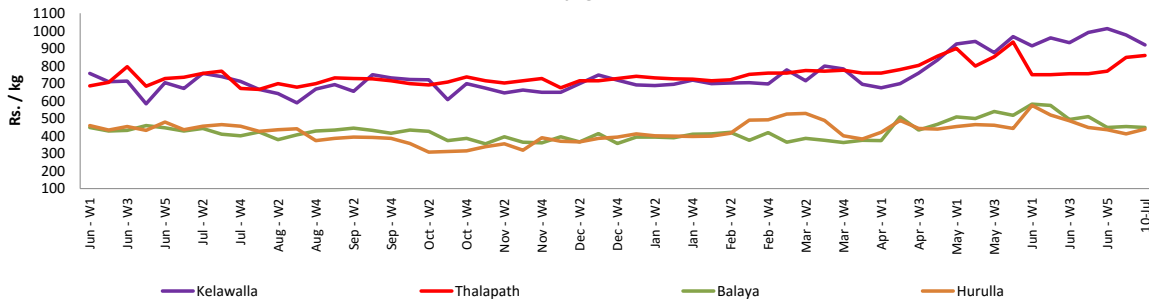


Negombo

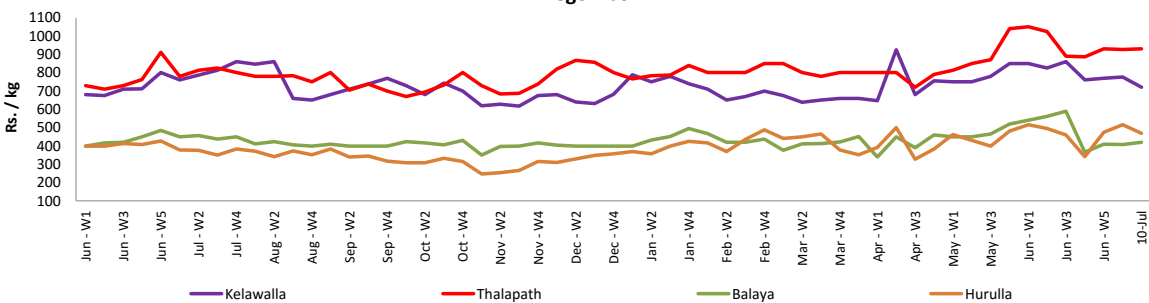


Retail Prices

Peliyagoda



Negombo



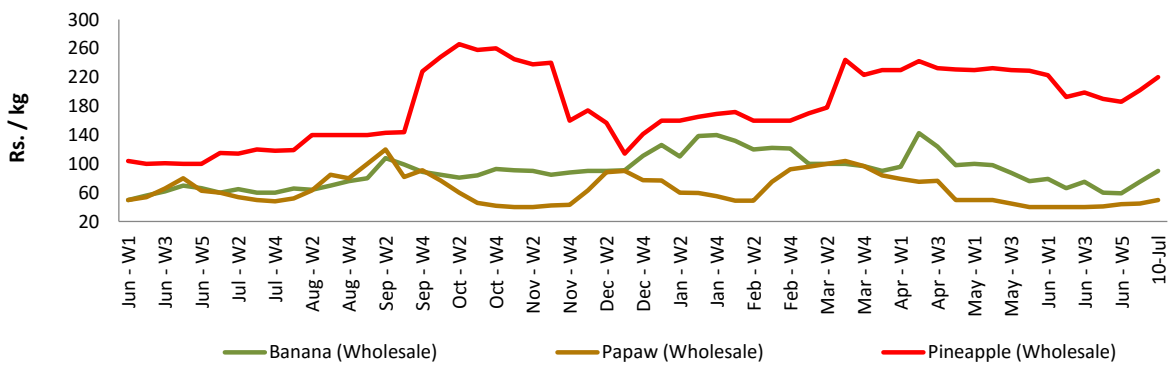
Wholesale and Retail Prices of Selected Food Commodities - 2017/07/10

Fruits

Item	Unit	Wholesale		Retail	
		Pettah			
		Previous 5 Days Average	Today	Previous 5 Days Average	Today
Banana (Sour)	Rs./Kg	75.00	90.00	109.00	120.00
Papaw	Rs./Kg	45.00	50.00	68.00	70.00
Pineapple	Rs./Kg	202.00	220.00	268.00	280.00

- Price increased by more than 5% compared to previous week average price.
- Price decreased by more than 5% compared to previous week average price.

Wholesale - Pettah



Wholesale and Retail Prices of Selected Food Commodities - 2017/07/10

Other

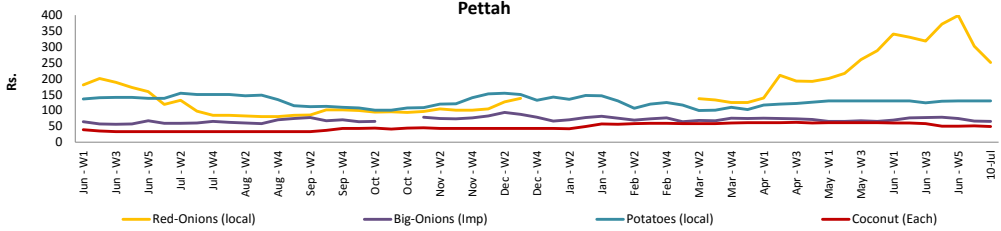
Item	Unit	Wholesale				Retail			
		Pettah		Dambulla		Pettah		Dambulla	
		Previous 5 Days Average	Today	Previous 5 Days Average	Today	Previous 5 Days Average	Today	Previous 5 Days Average	Today
Red-Onions (local)	Rs./Kg	302.00	250.00	259.00	235.00	340.00	280.00	271.00	248.00
Red-Onions (Imp)	Rs./Kg	200.00	285.00	n.a.	n.a.	240.00	320.00	n.a.	n.a.
Big-Onions (local)	Rs./Kg	n.a.	n.a.	n.a.	n.a.	n.a.	n.a.	n.a.	n.a.
Big-Onions (Imp)	Rs./Kg	66.00	65.00	70.00	68.00	82.00	80.00	80.00	78.00
Potatoes (local)	Rs./Kg	130.00	130.00	119.00	123.00	160.00	150.00	131.00	133.00
Potatoes (Imp)	Rs./Kg	79.00	75.00			97.00	85.00		
Dried Chillies (Imp)	Rs./Kg	177.00	160.00	158.00	168.00	220.00	200.00	172.00	178.00
Coconut	Rs./Nut	51.00	49.00	50.00	53.00	60.00	60.00	60.00	63.00
Coconut oil	Rs./Ltr	320.00	320.00			340.00	340.00		
Dhal	Rs./Kg	137.00	138.00			151.00	155.00		
Sugar	Rs./Kg	95.00	98.00			103.00	103.00		
Eggs	Rs./Each	12.20	13.00			13.10	14.00		
Katta	Rs./Kg	800.00	800.00			850.00	850.00		
Sprats	Rs./Kg	500.00	500.00			550.00	550.00		

Price increased by more than 5% compared to previous week average price.

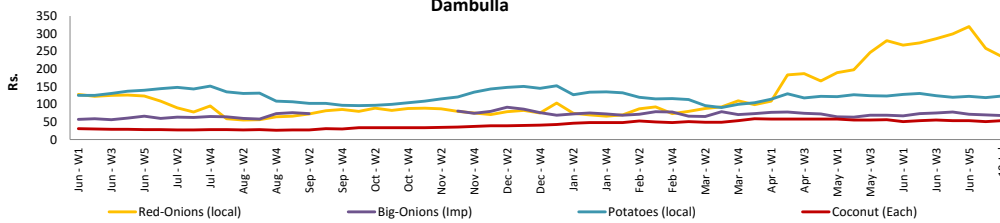
Price decreased by more than 5% compared to previous week average price.

Wholesale Prices

Pettah

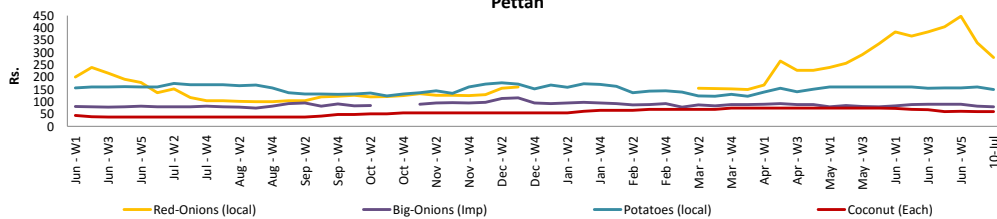


Dambulla

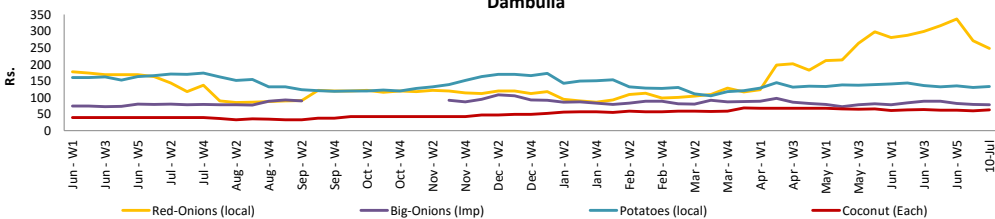


Retail Prices

Pettah



Dambulla



* Prices of food commodities may vary due to quality and markets among other factors.