

Weekly Summary of Price Developments (From 30 June 2017 to 07 July 2017)



Vegetables

- o Prices of vegetables demonstrated mixed movements during the week in both Pettah and Dambulla markets.



Rice

- o Retail price of rice varieties have settled around current prices exceeding the control price imposed with effect from 17th February 2017 .



Fruits

- o Prices of fruits demonstrated an increasing trend in the pettah market due to seasonal impact.



Other

- o Prices of local red onions decreased in Pettah market due to higher supply.
 - o Prices of Coconut decreased further due to better supply conditions owing to seasonal impact.
-

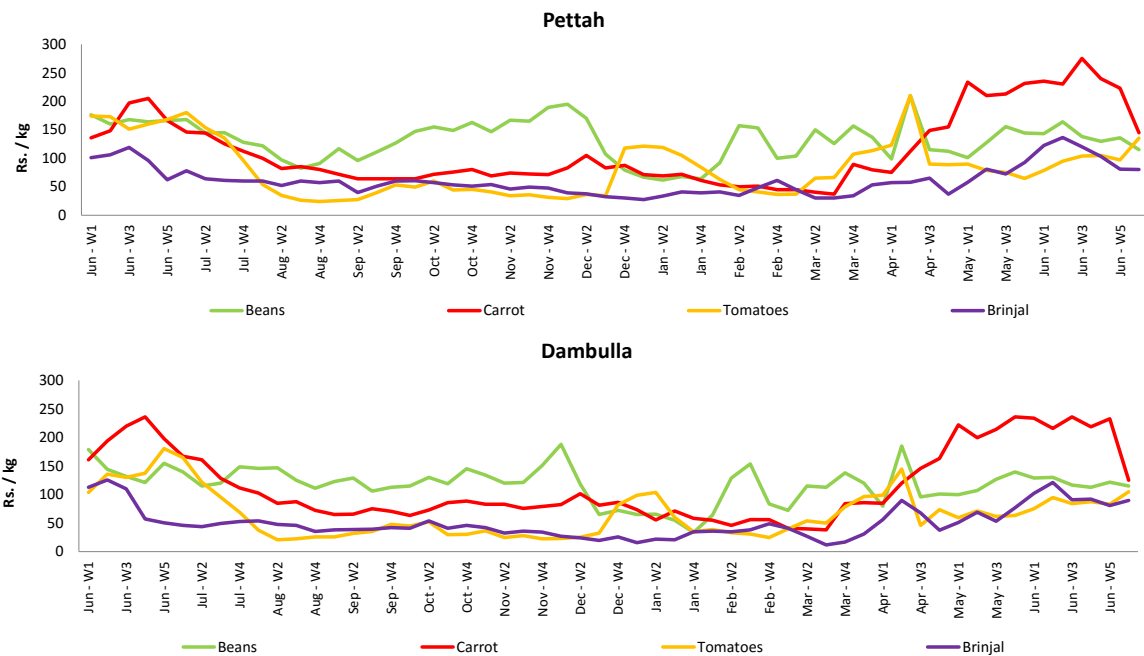
Wholesale and Retail Prices of Selected Food Commodities - 2017/07/07

Vegetables

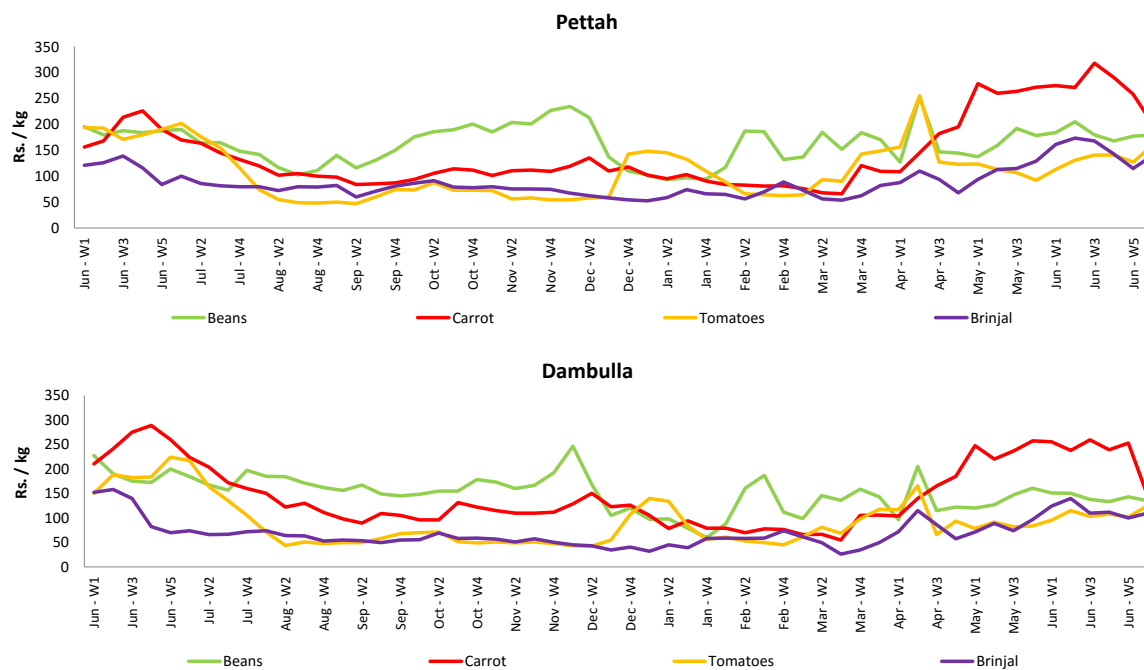
Item	Unit	Wholesale				Retail			
		Pettah		Dambulla		Pettah		Dambulla	
		Previous 5 Days Average	Today	Previous 5 Days Average	Today	Previous 5 Days Average	Today	Previous 5 Days Average	Today
Beans	Rs./Kg	145.00	115.00	131.00	115.00	187.00	180.00	151.00	135.00
Carrot	Rs./Kg	159.00	145.00	173.00	125.00	196.00	200.00	193.00	145.00
Cabbage	Rs./Kg	82.00	90.00	66.00	65.00	119.00	140.00	86.00	85.00
Tomatoes	Rs./Kg	121.00	135.00	96.00	105.00	155.00	160.00	116.00	125.00
Brinjal	Rs./Kg	81.00	80.00	81.00	90.00	123.00	140.00	99.00	110.00
Pumpkin	Rs./Kg	130.00	125.00	102.00	95.00	167.00	150.00	123.00	115.00
Snake gourd	Rs./Kg	125.00	130.00	72.00	80.00	165.00	160.00	92.00	100.00

- Price increased by more than 5% compared to previous week average price.
- Price decreased by more than 5% compared to previous week average price.

Wholesale Prices



Retail Prices



Wholesale and Retail Prices of Selected Food Commodities - 2017/07/07

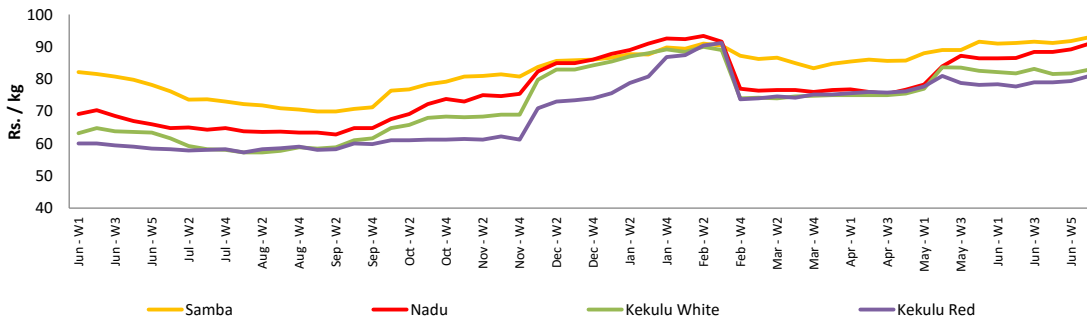
Rice

Item	Unit	Wholesale				Retail	
		Maradaghamula		Pettah		Pettah	
		Previous 5 Days Average	Today	Previous 5 Days Average	Today	Previous 5 Days Average	Today
Samba	Rs./Kg	93.00	93.00	94.00	95.00	100.00	100.00
Nadu	Rs./Kg	90.00	91.00	87.00	85.00	94.00	90.00
Kekulu White	Rs./Kg	83.00	83.00	83.00	82.00	91.00	90.00
Kekulu Red	Rs./Kg	81.00	81.00	82.00	80.00	90.00	90.00

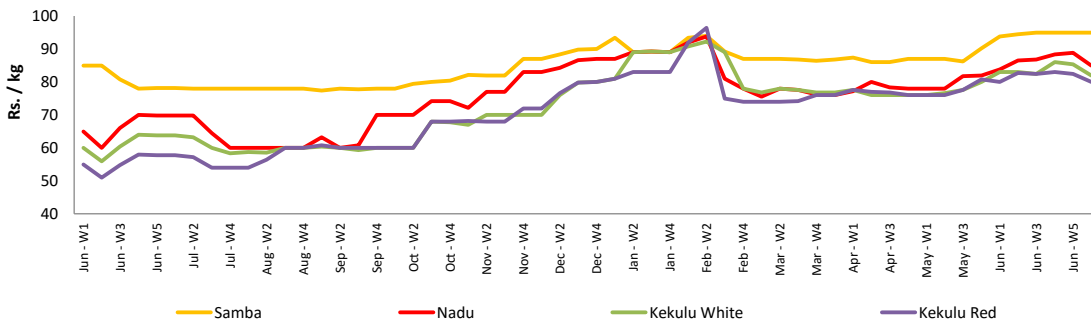
- Price increased by more than 5% compared to previous week average price.
- Price decreased by more than 5% compared to previous week average price.

Wholesale Prices

Marandaghamula

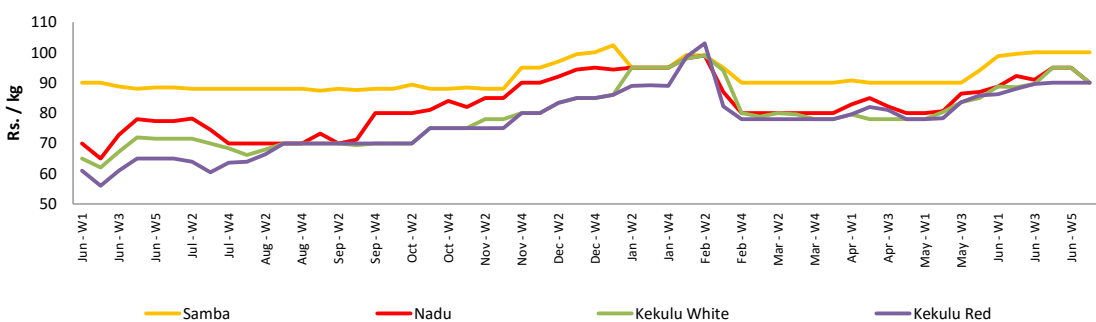


Pettah



Retail Prices

Pettah



Wholesale and Retail Prices of Selected Food Commodities - 2017/07/07

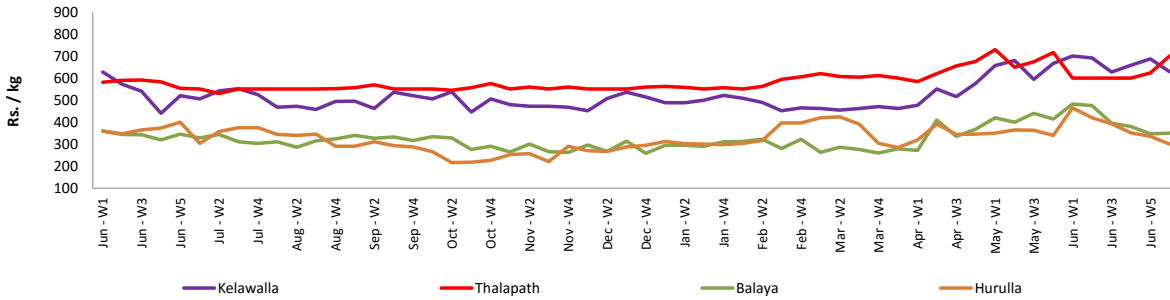
Fish

Item	Unit	Wholesale				Retail			
		Peliyagoda		Negombo		Peliyagoda		Negombo	
		Previous 5 Days Average	Today	Previous 5 Days Average	Today	Previous 5 Days Average	Today	Previous 5 Days Average	Today
Kelawalla	Rs./Kg	692.00	630.00	630.00	530.00	996.00	900.00	790.00	730.00
Thalapath	Rs./Kg	680.00	700.00	700.00	700.00	840.00	860.00	910.00	980.00
Balaya	Rs./Kg	353.00	350.00	264.00	280.00	458.00	450.00	404.00	420.00
Paraw	Rs./Kg	626.00	580.00	584.00	570.00	1060.00	980.00	796.00	780.00
Salaya	Rs./Kg	146.00	140.00	118.00	130.00	204.00	200.00	196.00	200.00
Hurulla	Rs./Kg	312.00	300.00	404.00	370.00	412.00	400.00	526.00	470.00

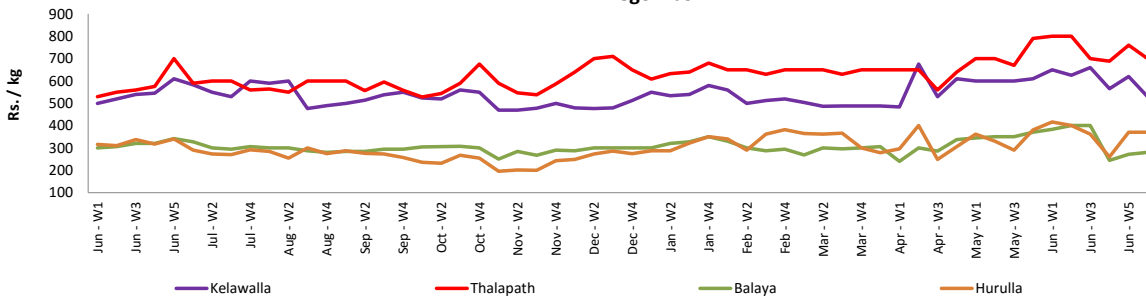
- Price increased by more than 5% compared to previous week average price.
- Price decreased by more than 5% compared to previous week average price.

Wholesale Prices

Peliyagoda

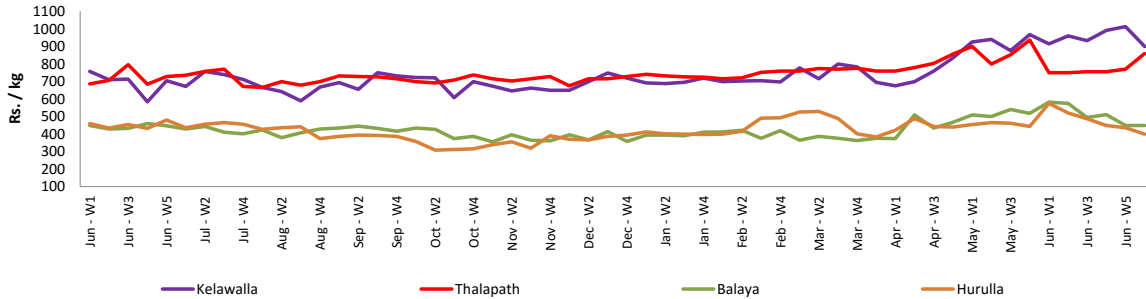


Negombo

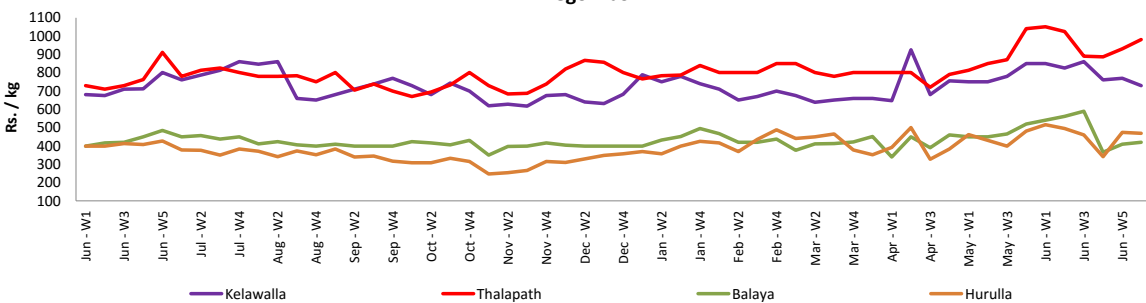


Retail Prices

Peliyagoda



Negombo



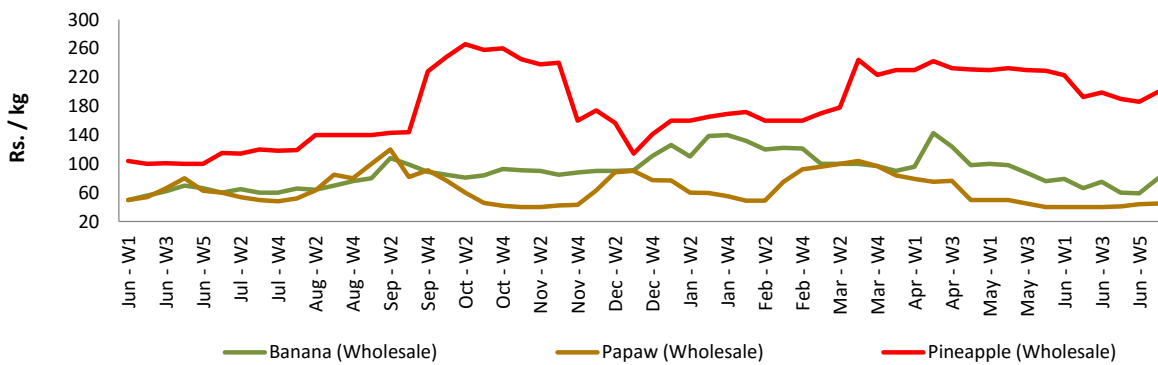
Wholesale and Retail Prices of Selected Food Commodities - 2017/07/07

Fruits

Item	Unit	Wholesale		Retail	
		Pettah			
		Previous 5 Days Average	Today	Previous 5 Days Average	Today
Banana (Sour)	Rs./Kg	71.00	80.00	105.00	120.00
Papaw	Rs./Kg	44.00	45.00	66.00	70.00
Pineapple	Rs./Kg	202.00	200.00	264.00	270.00

- Price increased by more than 5% compared to previous week average price.
- Price decreased by more than 5% compared to previous week average price.

Wholesale - Pettah



Wholesale and Retail Prices of Selected Food Commodities - 2017/07/07

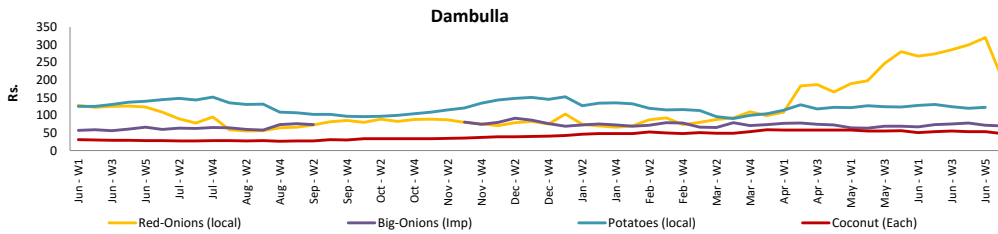
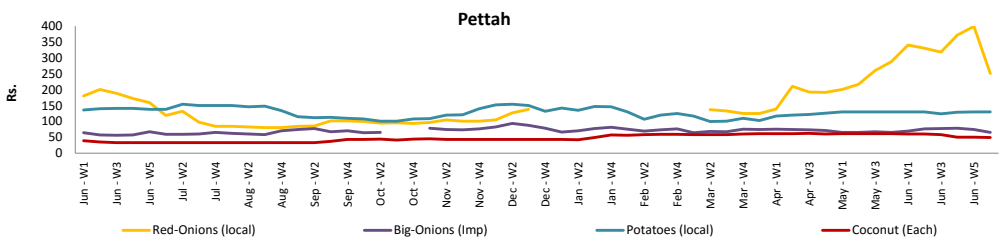
Other

Item	Unit	Wholesale				Retail			
		Pettah		Dambulla		Pettah		Dambulla	
		Previous 5 Days Average	Today	Previous 5 Days Average	Today	Previous 5 Days Average	Today	Previous 5 Days Average	Today
Red-Onions (local)	Rs./Kg	332.00	250.00	281.00	205.00	377.00	295.00	293.00	218.00
Red-Onions (Imp)	Rs./Kg	202.00	200.00	310.00	n.a.	240.00	240.00	328.00	n.a.
Big-Onions (local)	Rs./Kg	n.a.	n.a.	n.a.	n.a.	n.a.	n.a.	n.a.	n.a.
Big-Onions (Imp)	Rs./Kg	68.00	65.00	70.00	70.00	84.00	80.00	80.00	80.00
Potatoes (local)	Rs./Kg	130.00	130.00	120.00	n.a.	161.00	160.00	132.00	n.a.
Potatoes (Imp)	Rs./Kg	82.00	77.00			101.00	90.00		
Dried Chillies (Imp)	Rs./Kg	178.00	165.00	164.00	145.00	224.00	220.00	177.00	158.00
Coconut	Rs./Nut	51.00	49.00	51.00	48.00	61.00	60.00	61.00	57.00
Coconut oil	Rs./Ltr	320.00	320.00			340.00	340.00		
Dhal	Rs./Kg	138.00	135.00			151.00	155.00		
Sugar	Rs./Kg	95.00	95.00			103.00	103.00		
Eggs	Rs./Each	12.00	13.00			12.90	13.50		
Katta	Rs./Kg	800.00	800.00			850.00	850.00		
Sprats	Rs./Kg	500.00	500.00			550.00	550.00		

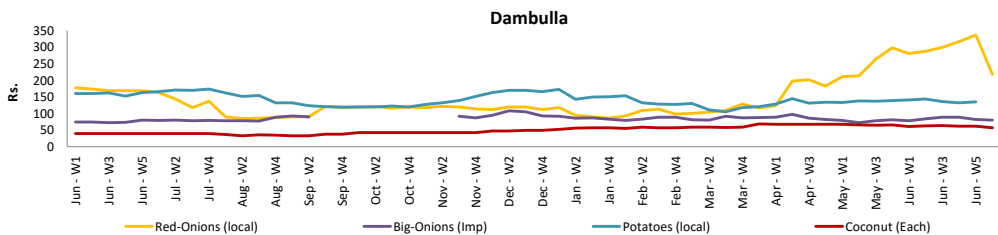
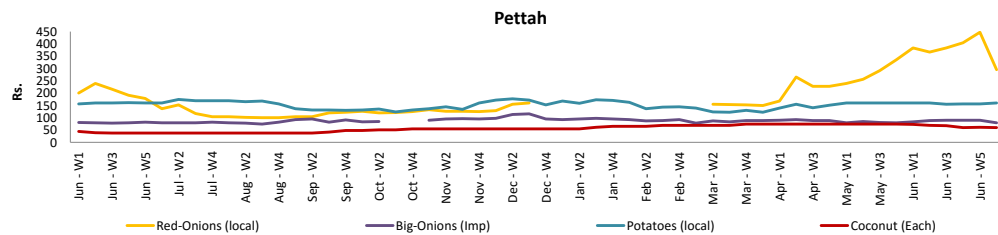
Price increased by more than 5% compared to previous week average price.

Price decreased by more than 5% compared to previous week average price.

Wholesale Prices



Retail Prices



* Prices of food commodities may vary due to quality and markets among other factors.