

Weekly Summary of Price Developments (From 29 June 2017 to 06 July 2017)



Vegetables

- o Prices of vegetables demonstrated mixed movements during the week in both Pettah and Dambulla markets.



Rice

- o Retail price of rice varieties have settled around current prices exceeding the control price imposed with effect from 17th February 2017 .



Fruits

- o Prices of fruits demonstrated an increasing trend in the pettah market due to seasonal impact.



Other

- o Prices of local red onions decreased in Pettah market due to higher supply.
-

Wholesale and Retail Prices of Selected Food Commodities - 2017/07/06

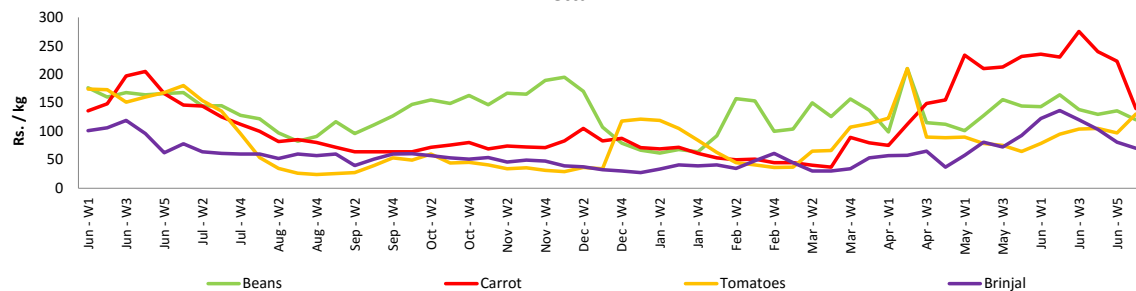
Vegetables

| Item | Unit | Wholesale | | | | Retail | | | |
|-------------|--------|-------------------------|--------|-------------------------|--------|-------------------------|--------|-------------------------|--------|
| | | Pettah | | Dambulla | | Pettah | | Dambulla | |
| | | Previous 5 Days Average | Today | Previous 5 Days Average | Today | Previous 5 Days Average | Today | Previous 5 Days Average | Today |
| Beans | Rs./Kg | 150.00 | 120.00 | 136.00 | 105.00 | 191.00 | 160.00 | 157.00 | 125.00 |
| Carrot | Rs./Kg | 172.00 | 140.00 | 191.00 | 145.00 | 214.00 | 160.00 | 211.00 | 165.00 |
| Cabbage | Rs./Kg | 84.00 | 85.00 | 70.00 | 65.00 | 125.00 | 110.00 | 90.00 | 85.00 |
| Tomatoes | Rs./Kg | 113.00 | 130.00 | 90.00 | 105.00 | 148.00 | 160.00 | 110.00 | 125.00 |
| Brinjal | Rs./Kg | 82.00 | 70.00 | 82.00 | 90.00 | 123.00 | 115.00 | 101.00 | 105.00 |
| Pumpkin | Rs./Kg | 129.00 | 120.00 | 104.00 | 105.00 | 164.00 | 160.00 | 125.00 | 125.00 |
| Snake gourd | Rs./Kg | 124.00 | 120.00 | 71.00 | 75.00 | 165.00 | 155.00 | 91.00 | 95.00 |

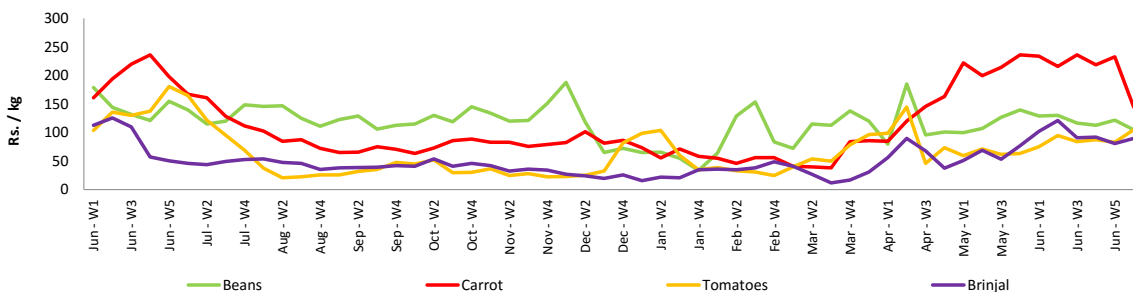
- Price increased by more than 5% compared to previous week average price.
- Price decreased by more than 5% compared to previous week average price.

Wholesale Prices

Pettah

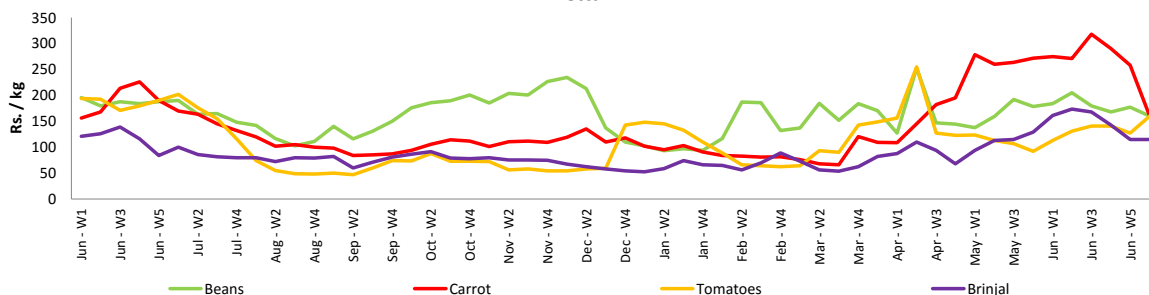


Dambulla

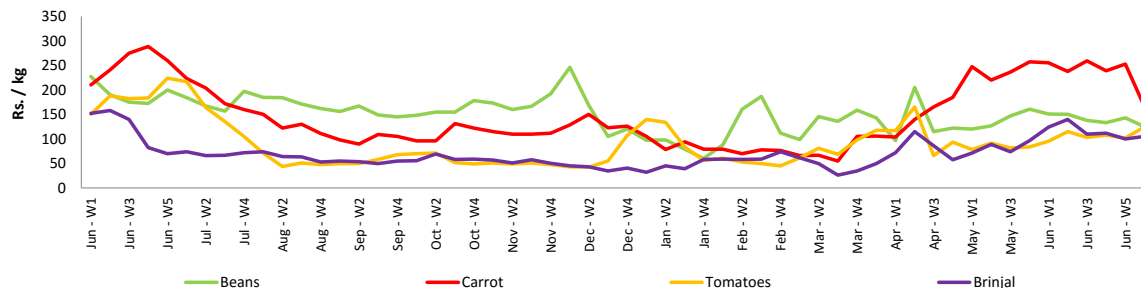


Retail Prices

Pettah



Dambulla



Wholesale and Retail Prices of Selected Food Commodities - 2017/07/06

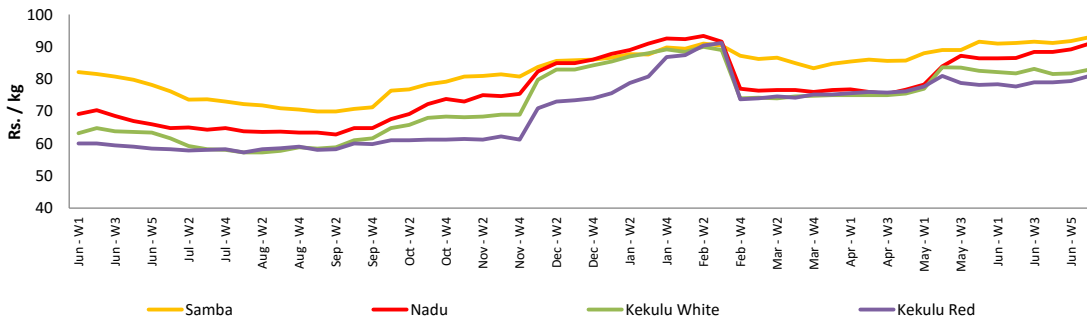
Rice

| Item | Unit | Wholesale | | | | Retail | |
|--------------|--------|-------------------------|-------|-------------------------|-------|-------------------------|--------|
| | | Marandagamula | | Pettah | | Pettah | |
| | | Previous 5 Days Average | | Previous 5 Days Average | | Previous 5 Days Average | |
| | | Average | Today | Average | Today | Average | Today |
| Samba | Rs./Kg | 93.00 | 93.00 | 94.00 | 93.00 | 100.00 | 100.00 |
| Nadu | Rs./Kg | 90.00 | 91.00 | 87.00 | 86.00 | 94.00 | 93.00 |
| Kekulu White | Rs./Kg | 83.00 | 83.00 | 84.00 | 83.00 | 92.00 | 90.00 |
| Kekulu Red | Rs./Kg | 81.00 | 81.00 | 82.00 | 83.00 | 90.00 | 90.00 |

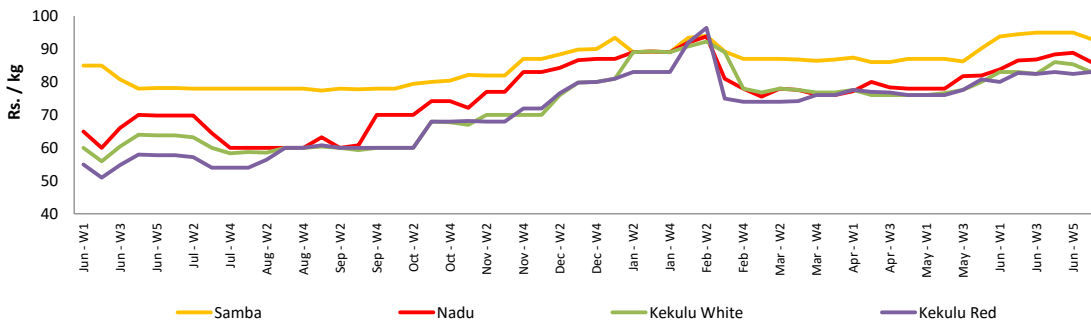
- Price increased by more than 5% compared to previous week average price.
- Price decreased by more than 5% compared to previous week average price.

Wholesale Prices

Marandagamula

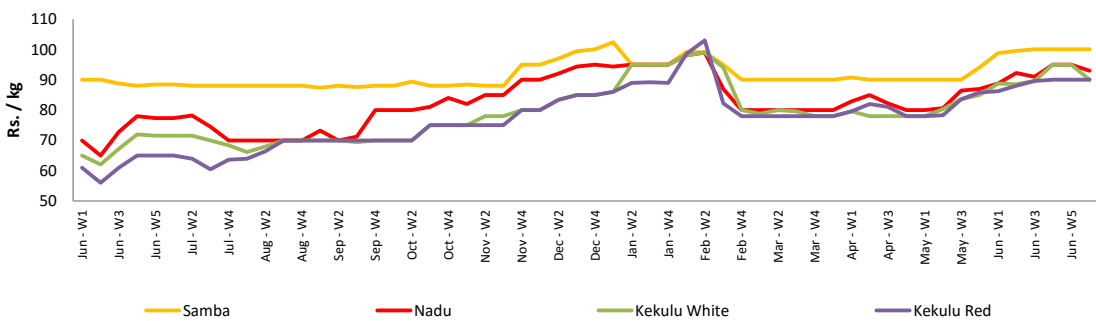


Pettah



Retail Prices

Pettah



Wholesale and Retail Prices of Selected Food Commodities - 2017/07/06

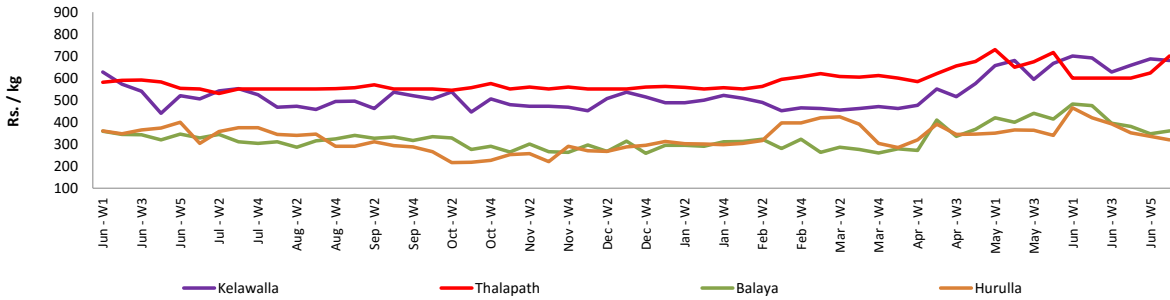
Fish

| Item | Unit | Wholesale | | | | Retail | | | |
|-----------|--------|-------------------------|--------|-------------------------|--------|-------------------------|--------|-------------------------|--------|
| | | Peliyagoda | | Negombo | | Peliyagoda | | Negombo | |
| | | Previous 5 Days Average | Today | Previous 5 Days Average | Today | Previous 5 Days Average | Today | Previous 5 Days Average | Today |
| Kelawalla | Rs./Kg | 692.00 | 680.00 | 650.00 | 550.00 | 998.00 | 980.00 | 800.00 | 750.00 |
| Thalapath | Rs./Kg | 670.00 | 700.00 | 720.00 | 700.00 | 828.00 | 860.00 | 910.00 | 950.00 |
| Balaya | Rs./Kg | 333.00 | 360.00 | 268.00 | 280.00 | 438.00 | 460.00 | 410.00 | 420.00 |
| Paraw | Rs./Kg | 640.00 | 580.00 | 590.00 | 570.00 | 1084.00 | 980.00 | 800.00 | 780.00 |
| Salaya | Rs./Kg | 146.00 | 140.00 | 114.00 | 150.00 | 204.00 | 200.00 | 198.00 | 220.00 |
| Hurulla | Rs./Kg | 308.00 | 320.00 | 404.00 | 420.00 | 408.00 | 420.00 | 526.00 | 550.00 |

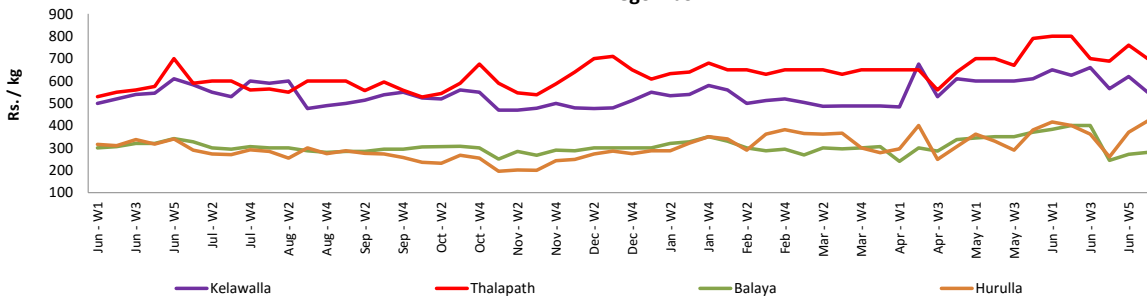
- Price increased by more than 5% compared to previous week average price.
- Price decreased by more than 5% compared to previous week average price.

Wholesale Prices

Peliyagoda

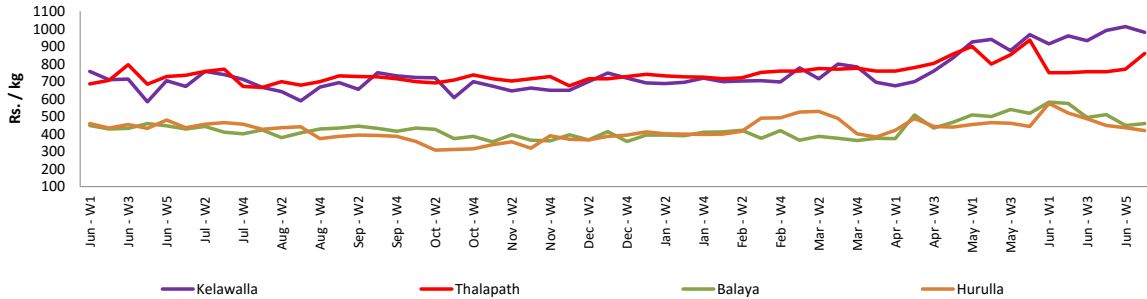


Negombo

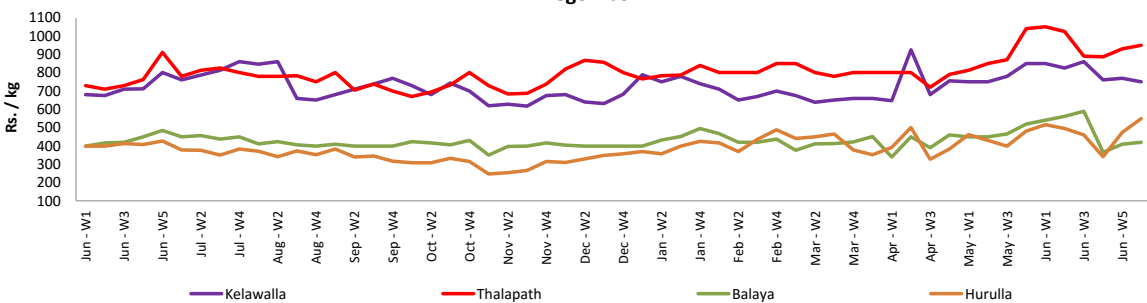


Retail Prices

Peliyagoda



Negombo



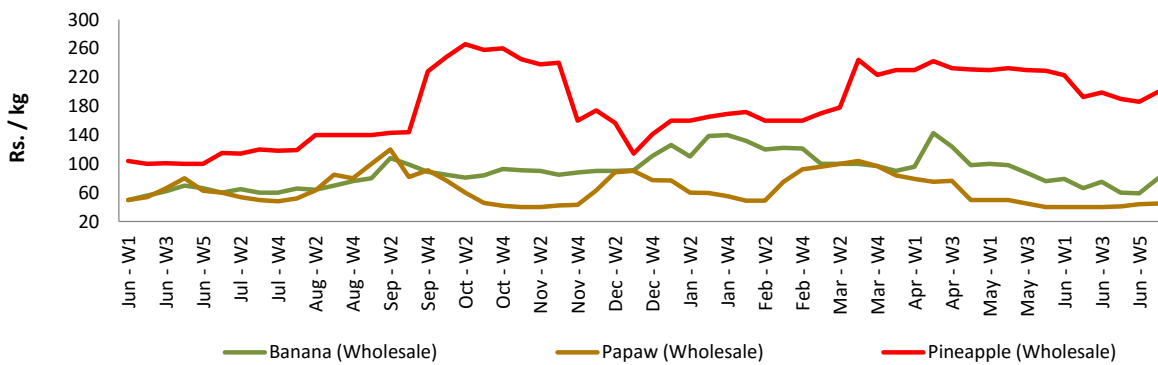
Wholesale and Retail Prices of Selected Food Commodities - 2017/07/06

Fruits

| Item | Unit | Wholesale | | Retail | |
|---------------|--------|-------------------------|--------|-------------------------|--------|
| | | Pettah | | | |
| | | Previous 5 Days Average | Today | Previous 5 Days Average | Today |
| Banana (Sour) | Rs./Kg | 67.00 | 80.00 | 101.00 | 115.00 |
| Papaw | Rs./Kg | 44.00 | 45.00 | 66.00 | 70.00 |
| Pineapple | Rs./Kg | 200.00 | 200.00 | 260.00 | 270.00 |

- Price increased by more than 5% compared to previous week average price.
- Price decreased by more than 5% compared to previous week average price.

Wholesale - Pettah



Wholesale and Retail Prices of Selected Food Commodities - 2017/07/06

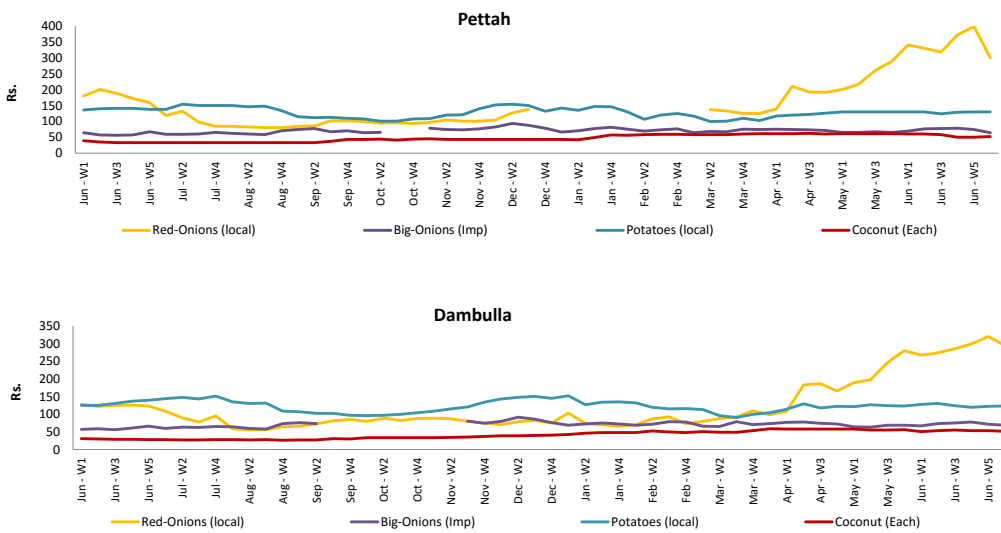
Other

| Item | Unit | Wholesale | | | | Retail | | | |
|----------------------|----------|-----------------|--------|-----------------|--------|-----------------|--------|-----------------|--------|
| | | Pettah | | Dambulla | | Pettah | | Dambulla | |
| | | Previous 5 Days | Today | Previous 5 Days | Today | Previous 5 Days | Today | Previous 5 Days | Today |
| | | Average | | Average | | Average | | Average | |
| Red-Onions (local) | Rs./Kg | 352.00 | 300.00 | 288.00 | 295.00 | 397.00 | 340.00 | 301.00 | 308.00 |
| Red-Onions (Imp) | Rs./Kg | 204.00 | 200.00 | 323.00 | n.a. | 240.00 | 240.00 | 338.00 | n.a. |
| Big-Onions (local) | Rs./Kg | n.a. | n.a. | n.a. | n.a. | n.a. | n.a. | n.a. | n.a. |
| Big-Onions (Imp) | Rs./Kg | 70.00 | 64.00 | 70.00 | 69.00 | 86.00 | 80.00 | 80.00 | 79.00 |
| Potatoes (local) | Rs./Kg | 131.00 | 130.00 | 119.00 | 123.00 | 161.00 | 160.00 | 131.00 | 133.00 |
| Potatoes (Imp) | Rs./Kg | 84.00 | 79.00 | | | 104.00 | 95.00 | | |
| Dried Chillies (Imp) | Rs./Kg | 172.00 | 180.00 | 164.00 | 145.00 | 220.00 | 220.00 | 177.00 | 158.00 |
| Coconut | Rs./Nut | 51.00 | 52.00 | 51.00 | 52.00 | 61.00 | 60.00 | 61.00 | 62.00 |
| Coconut oil | Rs./Ltr | 320.00 | 320.00 | | | 340.00 | 340.00 | | |
| Dhal | Rs./Kg | 138.00 | 137.00 | | | 152.00 | 150.00 | | |
| Sugar | Rs./Kg | 95.00 | 95.00 | | | 104.00 | 103.00 | | |
| Eggs | Rs./Each | 12.00 | 12.00 | | | 12.90 | 13.00 | | |
| Katta | Rs./Kg | 800.00 | 800.00 | | | 850.00 | 850.00 | | |
| Sprats | Rs./Kg | 500.00 | 500.00 | | | 550.00 | 550.00 | | |

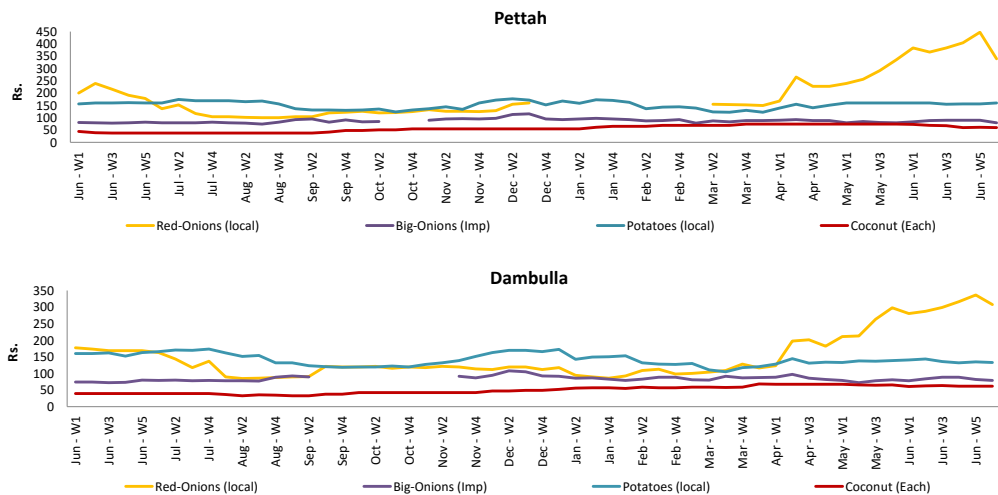
Price increased by more than 5% compared to previous week average price.

Price decreased by more than 5% compared to previous week average price.

Wholesale Prices



Retail Prices



* Prices of food commodities may vary due to quality and markets among other factors.