

Weekly Summary of Price Developments (From 28 June 2017 to 05 July 2017)



Vegetables

- o Prices of vegetables demonstrated mixed movements during the week in both Pettah and Dambulla markets.



Rice

- o Retail price of rice varieties have settled around current prices exceeding the control price imposed with effect from 17th February 2017 .



Fruits

- o Prices of fruits demonstrated an increasing trend in the pettah market due to seasonal impact.



Other

- o Prices of local red onions decreased in both Pettah and Dambulla markets due to higher supply.
-

Wholesale and Retail Prices of Selected Food Commodities - 2017/07/05

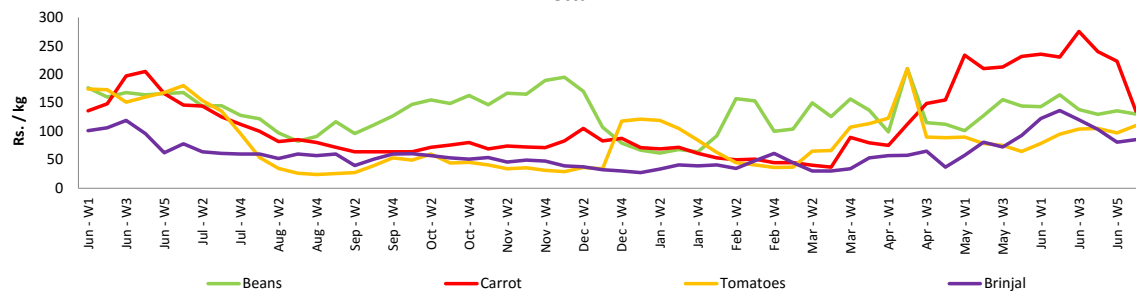
Vegetables

| Item | Unit | Wholesale | | | | Retail | | | |
|-------------|--------|-------------------------|--------|-------------------------|--------|-------------------------|--------|-------------------------|--------|
| | | Pettah | | Dambulla | | Pettah | | Dambulla | |
| | | Previous 5 Days Average | Today | Previous 5 Days Average | Today | Previous 5 Days Average | Today | Previous 5 Days Average | Today |
| Beans | Rs./Kg | 150.00 | 130.00 | 130.00 | 135.00 | 190.00 | 170.00 | 151.00 | 155.00 |
| Carrot | Rs./Kg | 189.00 | 135.00 | 207.00 | 155.00 | 230.00 | 180.00 | 227.00 | 175.00 |
| Cabbage | Rs./Kg | 90.00 | 65.00 | 76.00 | 55.00 | 133.00 | 105.00 | 95.00 | 75.00 |
| Tomatoes | Rs./Kg | 109.00 | 110.00 | 88.00 | 95.00 | 144.00 | 145.00 | 107.00 | 115.00 |
| Brinjal | Rs./Kg | 79.00 | 85.00 | 79.00 | 95.00 | 118.00 | 125.00 | 97.00 | 115.00 |
| Pumpkin | Rs./Kg | 129.00 | 125.00 | 104.00 | 95.00 | 163.00 | 165.00 | 125.00 | 115.00 |
| Snake gourd | Rs./Kg | 124.00 | 125.00 | 73.00 | 65.00 | 163.00 | 165.00 | 93.00 | 85.00 |

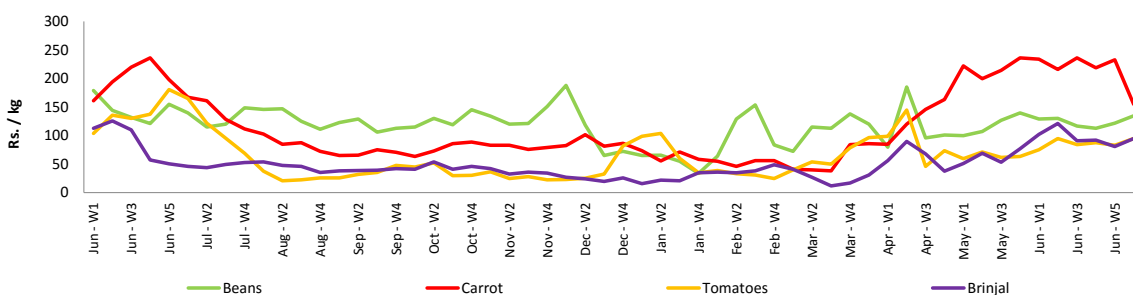
- Price increased by more than 5% compared to previous week average price.
- Price decreased by more than 5% compared to previous week average price.

Wholesale Prices

Pettah

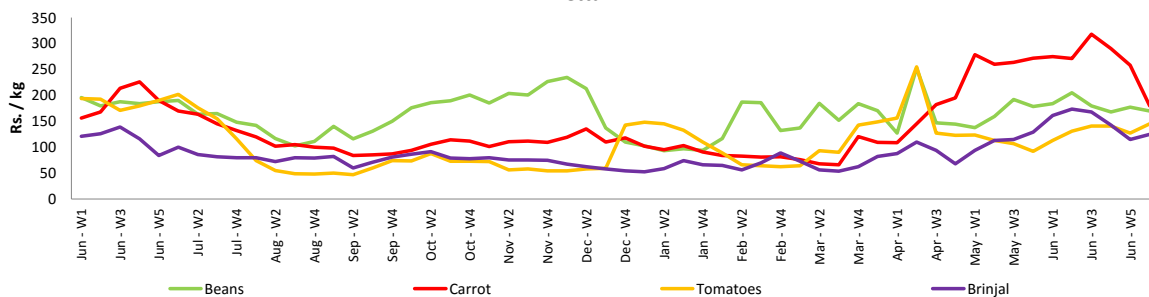


Dambulla

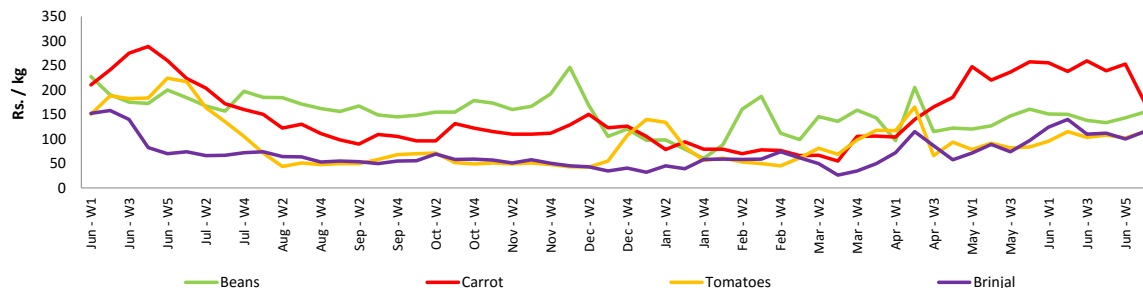


Retail Prices

Pettah



Dambulla



Wholesale and Retail Prices of Selected Food Commodities - 2017/07/05

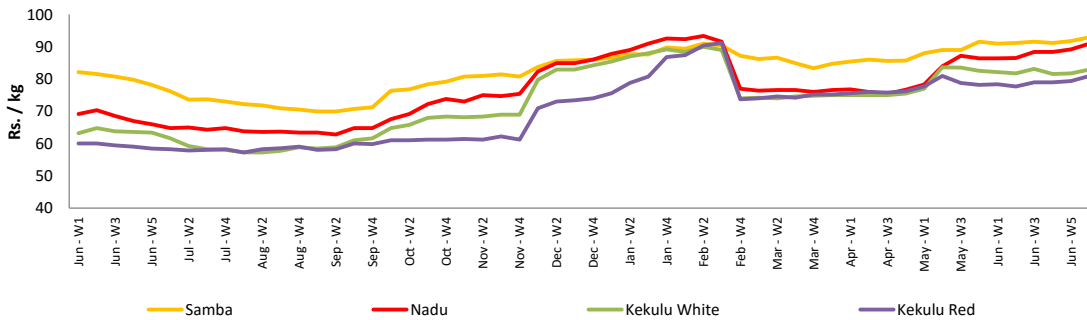
Rice

| Item | Unit | Wholesale | | | | Retail | |
|--------------|--------|-------------------------|-------|-------------------------|-------|-------------------------|--------|
| | | Maradaghamula | | Pettah | | Pettah | |
| | | Previous 5 Days Average | Today | Previous 5 Days Average | Today | Previous 5 Days Average | Today |
| Samba | Rs./Kg | 92.00 | 93.00 | 94.00 | 95.00 | 100.00 | 100.00 |
| Nadu | Rs./Kg | 90.00 | 91.00 | 87.00 | 86.00 | 94.00 | 95.00 |
| Kekulu White | Rs./Kg | 83.00 | 83.00 | 84.00 | 83.00 | 93.00 | 90.00 |
| Kekulu Red | Rs./Kg | 80.00 | 81.00 | 82.00 | 82.00 | 90.00 | 90.00 |

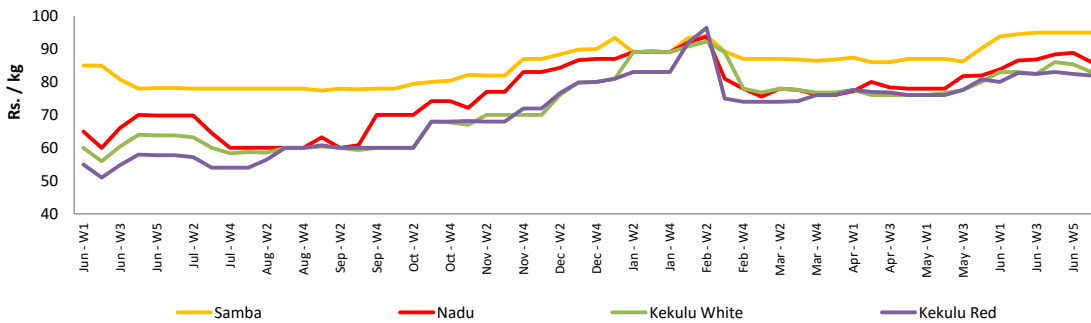
- Price increased by more than 5% compared to previous week average price.
- Price decreased by more than 5% compared to previous week average price.

Wholesale Prices

Marandaghamula

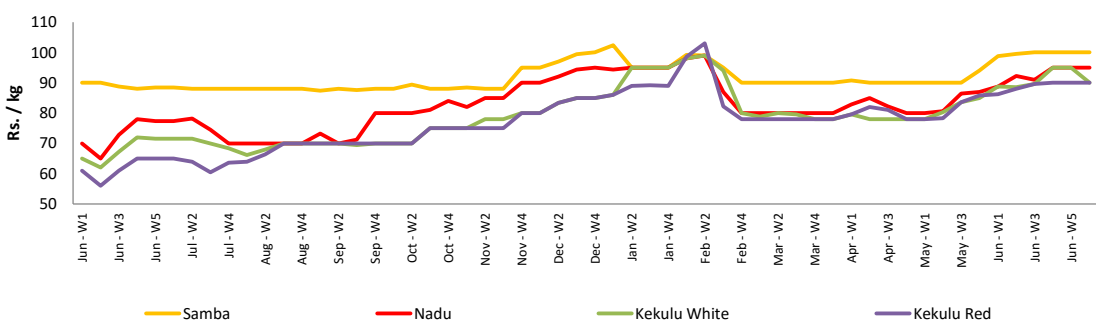


Pettah



Retail Prices

Pettah



Wholesale and Retail Prices of Selected Food Commodities - 2017/07/05

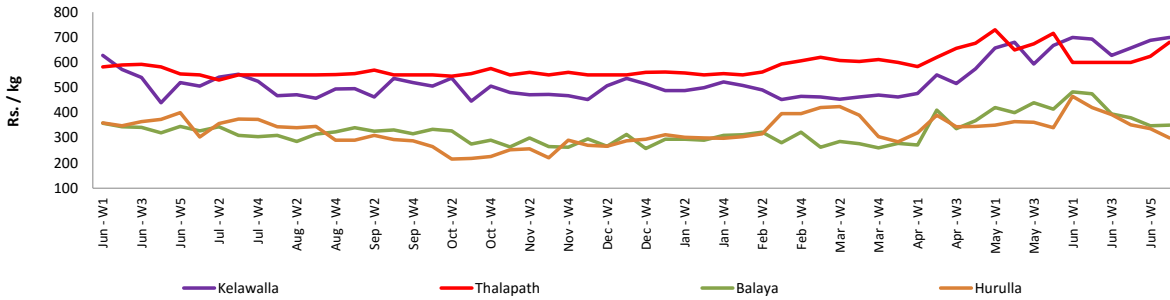
Fish

| Item | Unit | Wholesale | | | | Retail | | | |
|-----------|--------|-------------------------|--------|-------------------------|--------|-------------------------|---------|-------------------------|--------|
| | | Peliyagoda | | Negombo | | Peliyagoda | | Negombo | |
| | | Previous 5 Days Average | Today | Previous 5 Days Average | Today | Previous 5 Days Average | Today | Previous 5 Days Average | Today |
| Kelawalla | Rs./Kg | 690.00 | 700.00 | 650.00 | 650.00 | 998.00 | 1000.00 | 800.00 | 800.00 |
| Thalapath | Rs./Kg | 656.00 | 680.00 | 740.00 | 700.00 | 807.00 | 840.00 | 920.00 | 900.00 |
| Balaya | Rs./Kg | 327.00 | 350.00 | 276.00 | 260.00 | 433.00 | 450.00 | 420.00 | 400.00 |
| Paraw | Rs./Kg | 636.00 | 600.00 | 610.00 | 600.00 | 1058.00 | 1120.00 | 810.00 | 800.00 |
| Salaya | Rs./Kg | 148.00 | 140.00 | 120.00 | 120.00 | 208.00 | 200.00 | 208.00 | 200.00 |
| Hurulla | Rs./Kg | 324.00 | 300.00 | 404.00 | 400.00 | 424.00 | 400.00 | 522.00 | 520.00 |

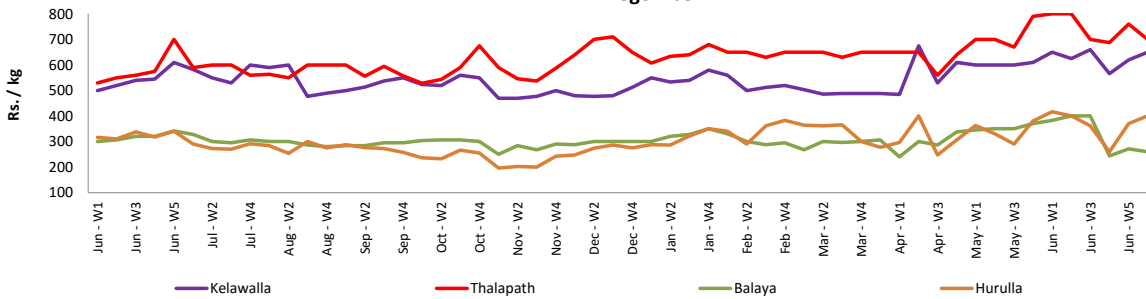
- Price increased by more than 5% compared to previous week average price.
- Price decreased by more than 5% compared to previous week average price.

Wholesale Prices

Peliyagoda

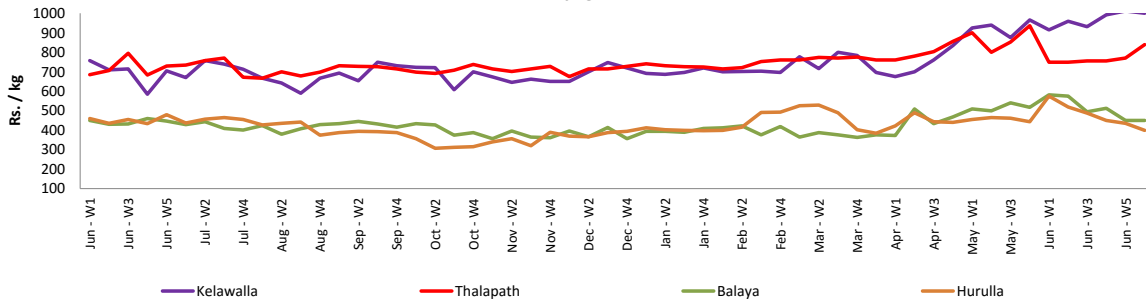


Negombo

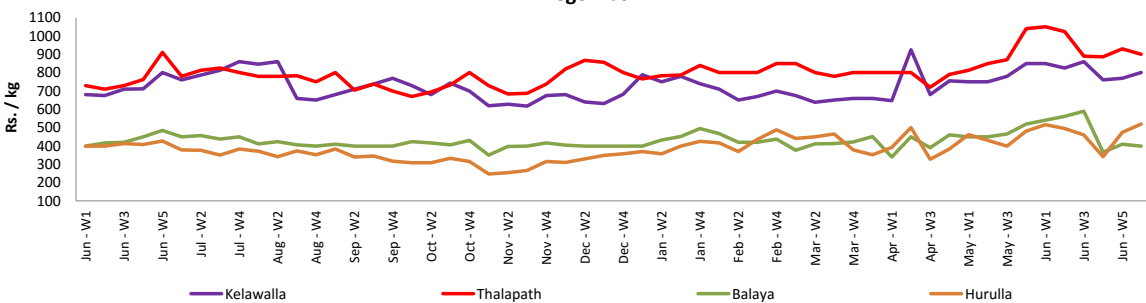


Retail Prices

Peliyagoda



Negombo



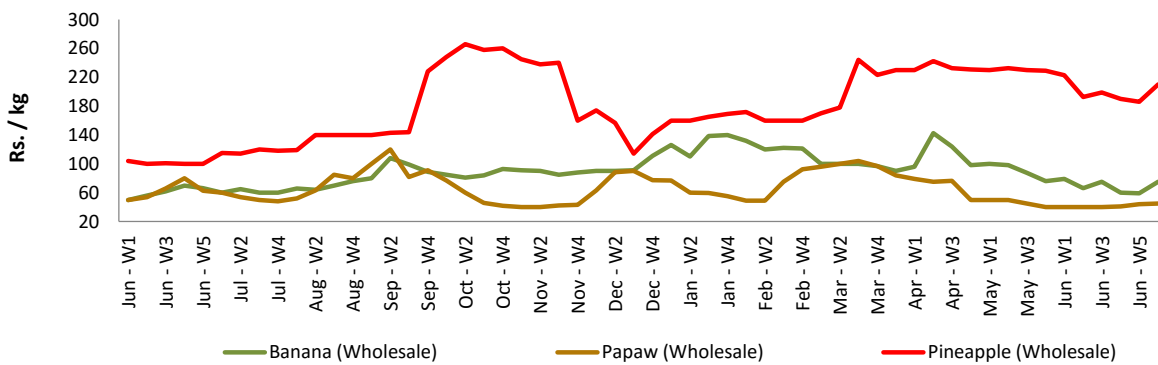
Wholesale and Retail Prices of Selected Food Commodities - 2017/07/05

Fruits

| Item | Unit | Wholesale | | Retail | |
|---------------|--------|-------------------------|--------|-------------------------|--------|
| | | Pettah | | | |
| | | Previous 5 Days Average | Today | Previous 5 Days Average | Today |
| Banana (Sour) | Rs./Kg | 64.00 | 75.00 | 98.00 | 110.00 |
| Papaw | Rs./Kg | 44.00 | 45.00 | 66.00 | 70.00 |
| Pineapple | Rs./Kg | 194.00 | 210.00 | 250.00 | 280.00 |

- Price increased by more than 5% compared to previous week average price.
- Price decreased by more than 5% compared to previous week average price.

Wholesale - Pettah



Wholesale and Retail Prices of Selected Food Commodities - 2017/07/05

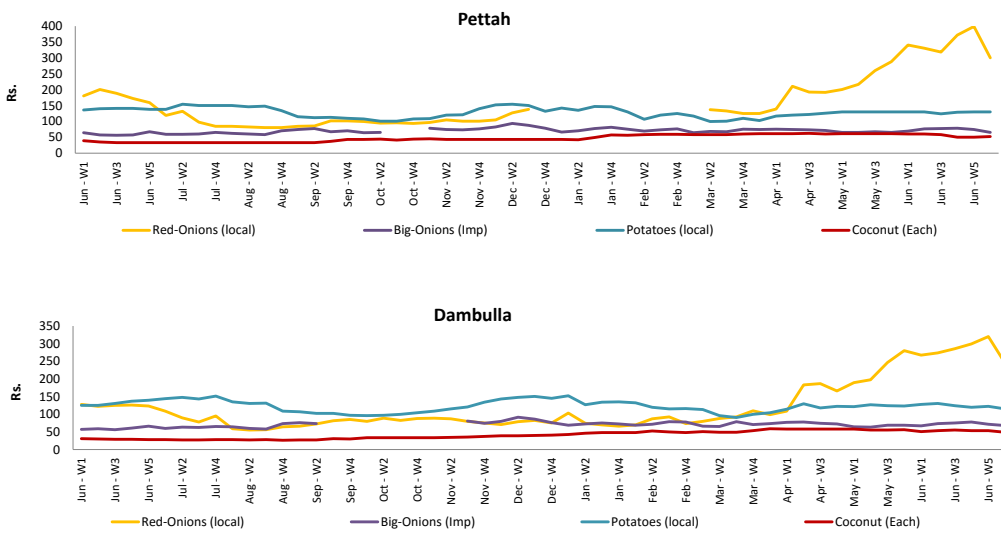
Other

| Item | Unit | Wholesale | | | | Retail | | | |
|----------------------|----------|-----------------|--------|-----------------|--------|-----------------|--------|-----------------|--------|
| | | Pettah | | Dambulla | | Pettah | | Dambulla | |
| | | Previous 5 Days | Today | Previous 5 Days | Today | Previous 5 Days | Today | Previous 5 Days | Today |
| | | Average | | Average | | Average | | Average | |
| Red-Onions (local) | Rs./Kg | 374.00 | 300.00 | 308.00 | 245.00 | 418.00 | 345.00 | 322.00 | 258.00 |
| Red-Onions (Imp) | Rs./Kg | 206.00 | 200.00 | 330.00 | n.a. | 240.00 | 240.00 | 347.00 | n.a. |
| Big-Onions (local) | Rs./Kg | n.a. | n.a. | n.a. | n.a. | n.a. | n.a. | n.a. | n.a. |
| Big-Onions (Imp) | Rs./Kg | 71.00 | 65.00 | 70.00 | 68.00 | 88.00 | 80.00 | 80.00 | 79.00 |
| Potatoes (local) | Rs./Kg | 131.00 | 130.00 | 121.00 | 115.00 | 161.00 | 160.00 | 134.00 | 128.00 |
| Potatoes (Imp) | Rs./Kg | 86.00 | 80.00 | | | 106.00 | 100.00 | | |
| Dried Chillies (Imp) | Rs./Kg | 166.00 | 180.00 | 160.00 | 163.00 | 216.00 | 220.00 | 174.00 | 173.00 |
| Coconut | Rs./Nut | 50.00 | 52.00 | 52.00 | 49.00 | 61.00 | 60.00 | 62.00 | 58.00 |
| Coconut oil | Rs./Ltr | 320.00 | 320.00 | | | 340.00 | 340.00 | | |
| Dhal | Rs./Kg | 138.00 | 137.00 | | | 153.00 | 150.00 | | |
| Sugar | Rs./Kg | 95.00 | 95.00 | | | 104.00 | 103.00 | | |
| Eggs | Rs./Each | 12.00 | 12.00 | | | 12.90 | 13.00 | | |
| Katta | Rs./Kg | 800.00 | 800.00 | | | 850.00 | 850.00 | | |
| Sprats | Rs./Kg | 500.00 | 500.00 | | | 550.00 | 550.00 | | |

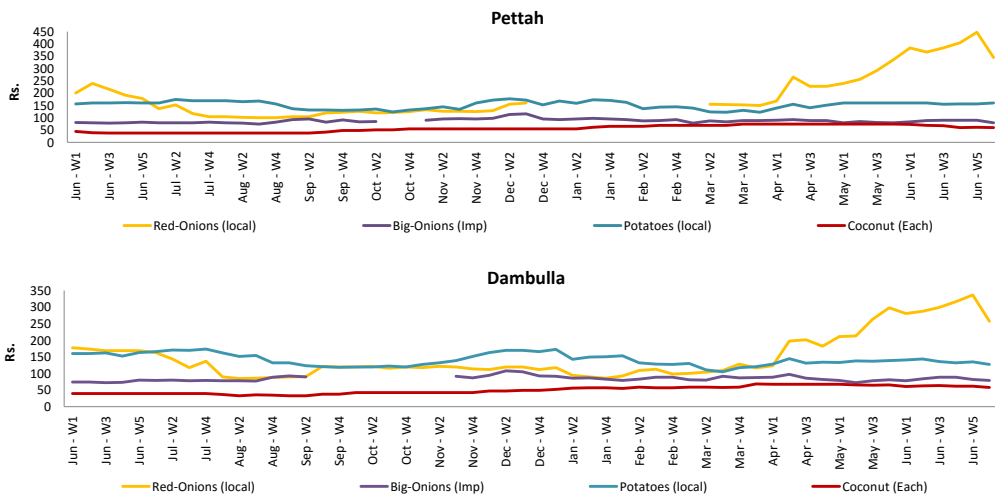
Price increased by more than 5% compared to previous week average price.

Price decreased by more than 5% compared to previous week average price.

Wholesale Prices



Retail Prices



* Prices of food commodities may vary due to quality and markets among other factors.