

Weekly Summary of Price Developments (From 27 June 2017 to 04 July 2017)



Vegetables

- Prices of most varieties of vegetables demonstrated mixed movements during the week in both Pettah and Dambulla markets.



Rice

- Retail price of rice varieties have settled around current prices exceeding the control price imposed with effect from 17th February 2017 .



Fruits

- Prices of fruits increased marginally in the pettah market due to seasonal impact.



Other

- Prices of local red onions decreased in both Pettah and Dambulla markets due to higher supply.
-

Wholesale and Retail Prices of Selected Food Commodities - 2017/07/04

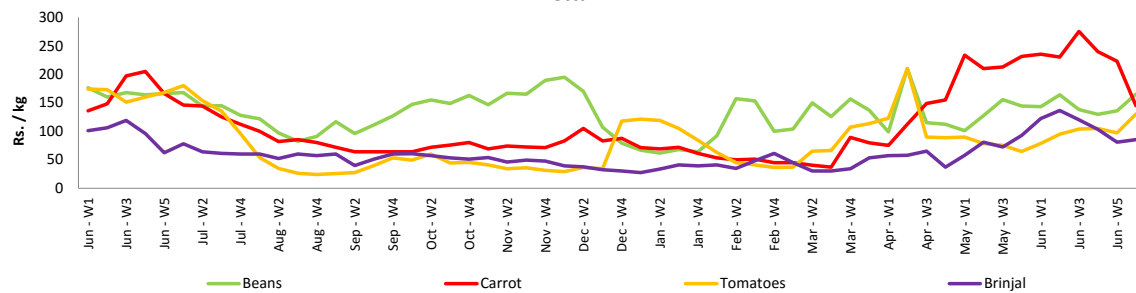
Vegetables

Item	Unit	Wholesale				Retail			
		Pettah		Dambulla		Pettah		Dambulla	
		Previous 5 Days Average	Today	Previous 5 Days Average	Today	Previous 5 Days Average	Today	Previous 5 Days Average	Today
Beans	Rs./Kg	143.00	165.00	126.00	145.00	182.00	200.00	147.00	165.00
Carrot	Rs./Kg	206.00	145.00	221.00	165.00	244.00	190.00	241.00	185.00
Cabbage	Rs./Kg	95.00	75.00	82.00	65.00	138.00	115.00	101.00	85.00
Tomatoes	Rs./Kg	102.00	130.00	85.00	100.00	135.00	165.00	104.00	120.00
Brinjal	Rs./Kg	82.00	85.00	77.00	100.00	118.00	140.00	96.00	115.00
Pumpkin	Rs./Kg	125.00	125.00	97.00	110.00	159.00	160.00	117.00	135.00
Snake gourd	Rs./Kg	123.00	125.00	75.00	75.00	160.00	170.00	95.00	95.00

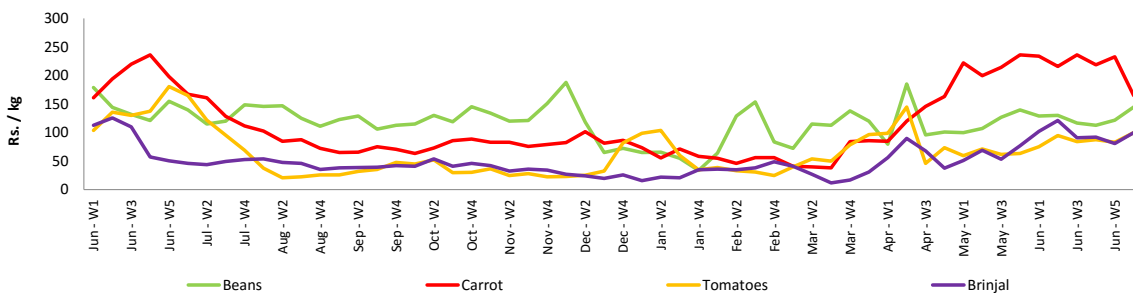
- Price increased by more than 5% compared to previous week average price.
- Price decreased by more than 5% compared to previous week average price.

Wholesale Prices

Pettah

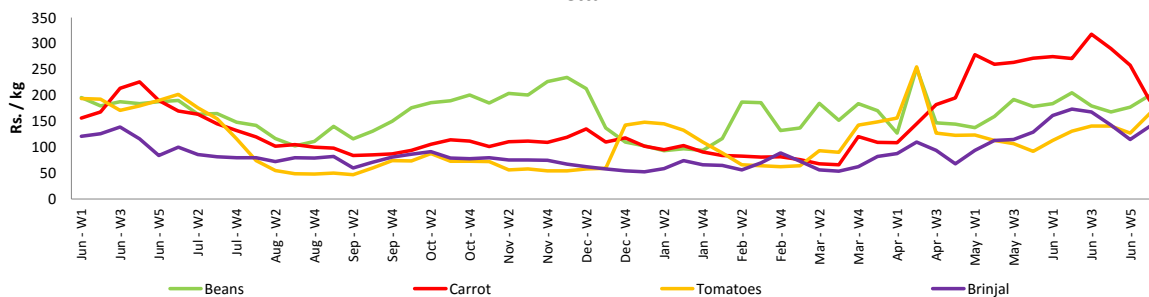


Dambulla

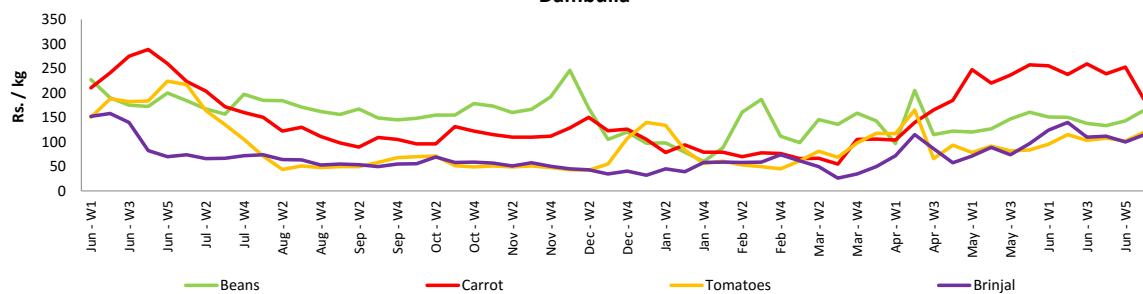


Retail Prices

Pettah



Dambulla



Wholesale and Retail Prices of Selected Food Commodities - 2017/07/04

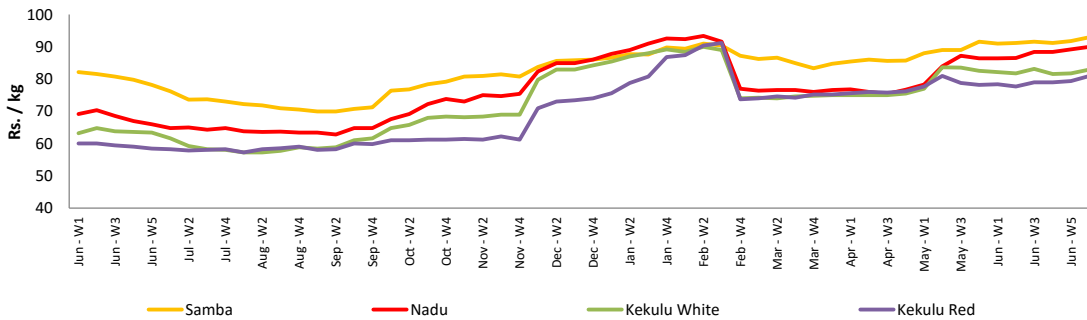
Rice

Item	Unit	Wholesale				Retail	
		Marandagamula		Pettah		Pettah	
		Previous 5 Days Average		Previous 5 Days Average		Previous 5 Days Average	
		Average	Today	Average	Today	Average	Today
Samba	Rs./Kg	92.00	93.00	95.00	93.00	100.00	100.00
Nadu	Rs./Kg	89.00	90.00	88.00	86.00	95.00	93.00
Kekulu White	Rs./Kg	82.00	83.00	85.00	83.00	94.00	90.00
Kekulu Red	Rs./Kg	80.00	81.00	82.00	83.00	90.00	90.00

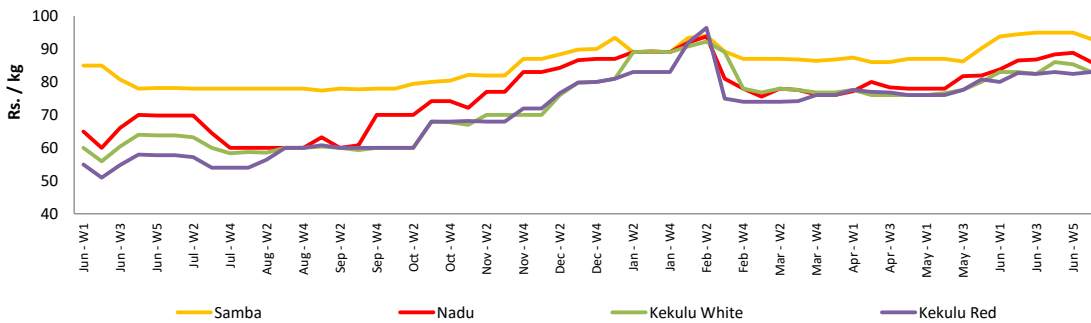
- Price increased by more than 5% compared to previous week average price.
- Price decreased by more than 5% compared to previous week average price.

Wholesale Prices

Marandagamula

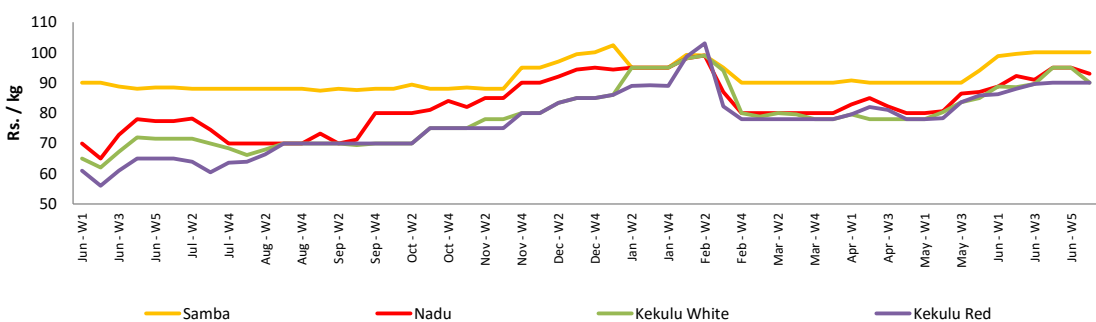


Pettah



Retail Prices

Pettah



Wholesale and Retail Prices of Selected Food Commodities - 2017/07/04

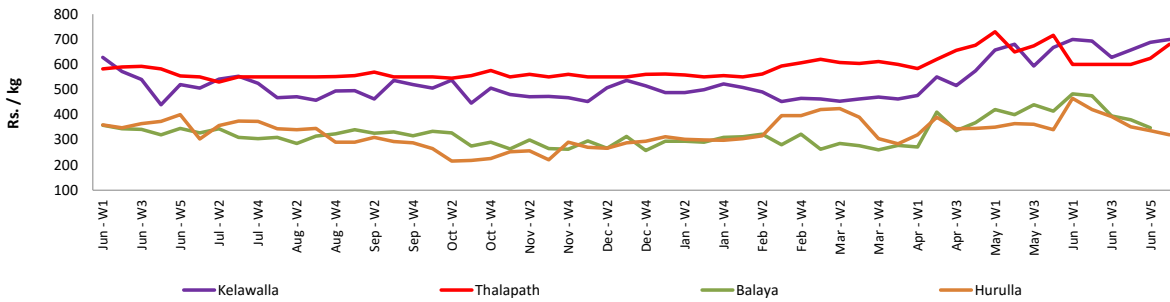
Fish

Item	Unit	Wholesale				Retail			
		Peliyagoda		Negombo		Peliyagoda		Negombo	
		Previous 5 Days Average	Today	Previous 5 Days Average	Today	Previous 5 Days Average	Today	Previous 5 Days Average	Today
Kelawalla	Rs./Kg	678.00	700.00	650.00	650.00	988.00	1000.00	800.00	800.00
Thalpath	Rs./Kg	640.00	680.00	760.00	700.00	789.00	840.00	930.00	900.00
Balaya	Rs./Kg	340.00	n.a.	284.00	260.00	445.00	n.a.	430.00	400.00
Paraw	Rs./Kg	626.00	650.00	630.00	550.00	1058.00	1000.00	810.00	800.00
Salaya	Rs./Kg	152.00	140.00	136.00	120.00	212.00	200.00	228.00	200.00
Hurulla	Rs./Kg	330.00	320.00	400.00	400.00	430.00	420.00	514.00	520.00

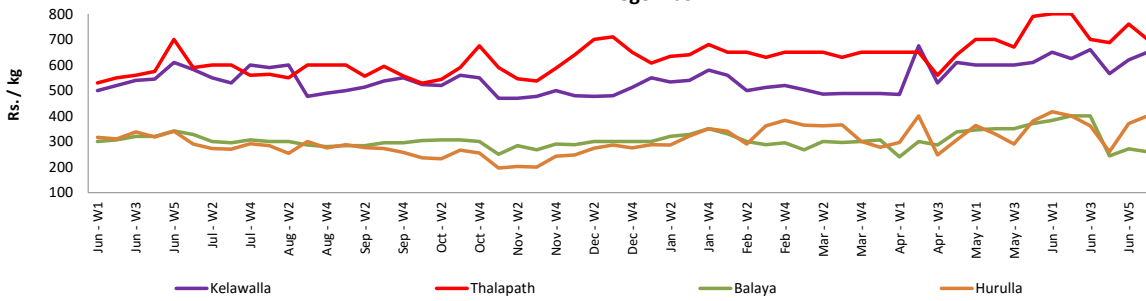
- Price increased by more than 5% compared to previous week average price.
- Price decreased by more than 5% compared to previous week average price.

Wholesale Prices

Peliyagoda

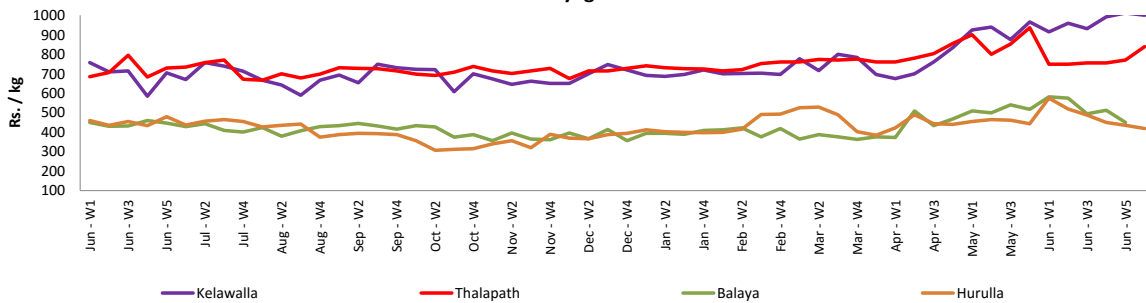


Negombo

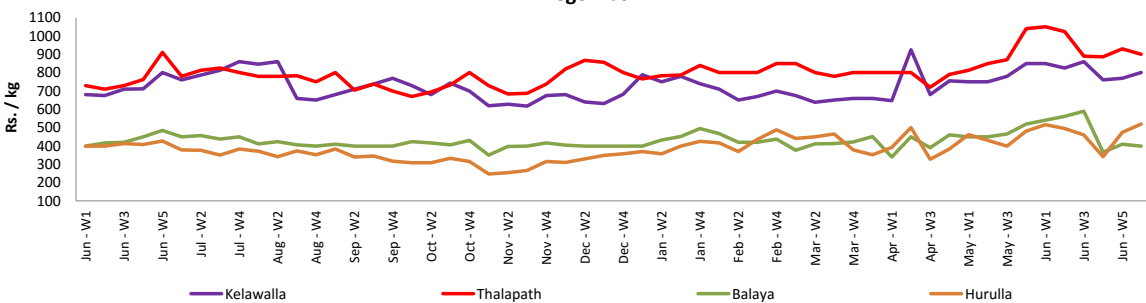


Retail Prices

Peliyagoda



Negombo



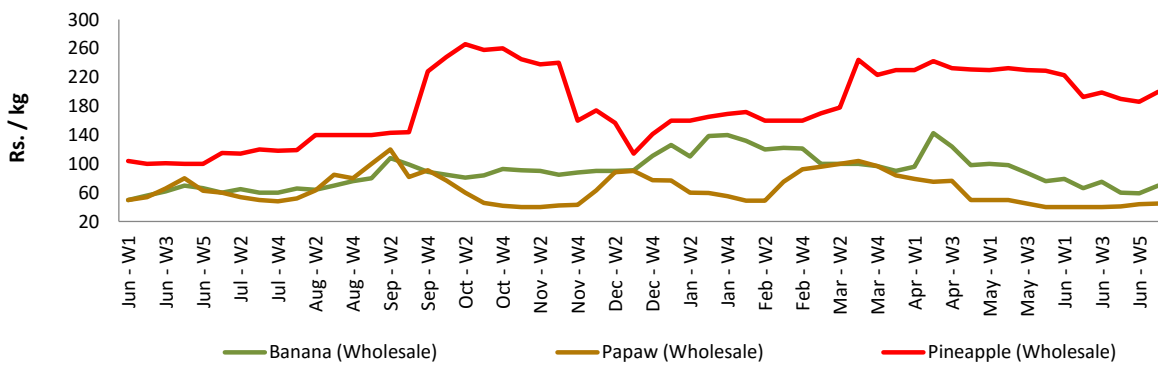
Wholesale and Retail Prices of Selected Food Commodities - 2017/07/04

Fruits

Item	Unit	Wholesale		Retail	
		Pettah			
		Previous 5 Days Average	Today	Previous 5 Days Average	Today
Banana (Sour)	Rs./Kg	62.00	70.00	97.00	100.00
Papaw	Rs./Kg	44.00	45.00	67.00	65.00
Pineapple	Rs./Kg	190.00	200.00	242.00	270.00

- Price increased by more than 5% compared to previous week average price.
- Price decreased by more than 5% compared to previous week average price.

Wholesale - Pettah



Wholesale and Retail Prices of Selected Food Commodities - 2017/07/04

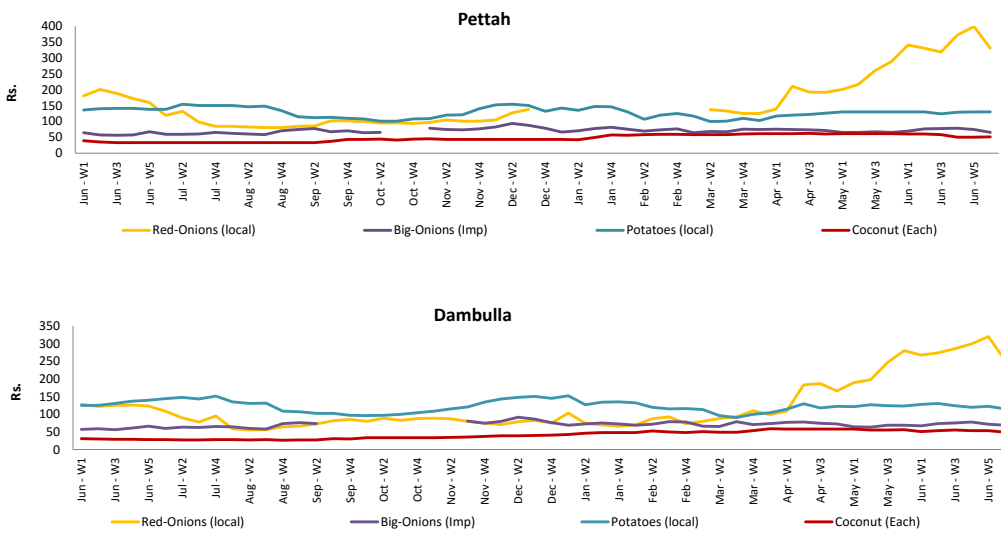
Other

Item	Unit	Wholesale				Retail			
		Pettah		Dambulla		Pettah		Dambulla	
		Previous 5 Days Average	Today	Previous 5 Days Average	Today	Previous 5 Days Average	Today	Previous 5 Days Average	Today
Red-Onions (local)	Rs./Kg	390.00	330.00	324.00	253.00	436.00	360.00	339.00	263.00
Red-Onions (Imp)	Rs./Kg	208.00	200.00	330.00	n.a.	240.00	240.00	347.00	n.a.
Big-Onions (local)	Rs./Kg	n.a.	n.a.	n.a.	n.a.	n.a.	n.a.	n.a.	n.a.
Big-Onions (Imp)	Rs./Kg	73.00	65.00	71.00	69.00	90.00	80.00	81.00	79.00
Potatoes (local)	Rs./Kg	131.00	130.00	123.00	115.00	161.00	160.00	136.00	128.00
Potatoes (Imp)	Rs./Kg	88.00	80.00			108.00	100.00		
Dried Chillies (Imp)	Rs./Kg	160.00	180.00	160.00	163.00	212.00	220.00	173.00	185.00
Coconut	Rs./Nut	50.00	51.00	53.00	49.00	61.00	60.00	62.00	62.00
Coconut oil	Rs./Ltr	328.00	320.00			348.00	340.00		
Dhal	Rs./Kg	138.00	137.00			154.00	150.00		
Sugar	Rs./Kg	95.00	95.00			104.00	103.00		
Eggs	Rs./Each	12.00	12.00			12.90	13.00		
Katta	Rs./Kg	800.00	800.00			850.00	850.00		
Sprats	Rs./Kg	500.00	500.00			550.00	550.00		

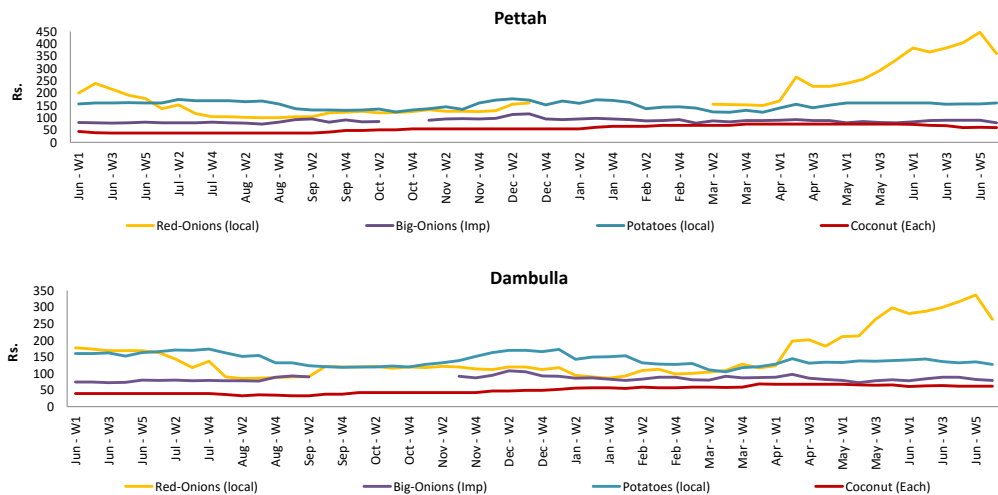
Price increased by more than 5% compared to previous week average price.

Price decreased by more than 5% compared to previous week average price.

Wholesale Prices



Retail Prices



* Prices of food commodities may vary due to quality and markets among other factors.