

Weekly Summary of Price Developments (From 26 June 2017 to 03 July 2017)



Vegetables

- Prices of most varieties of vegetables demonstrated mixed movements during the week in both Pettah and Dambulla markets.



Rice

- Retail price of rice varieties have settled around current prices exceeding the control price imposed with effect from 17th February 2017.



Fruits

- Prices of fruits increased marginally in the pettah market due to seasonal impact.



Other

- Prices of local red onions decreased in both Pettah and Dambulla markets due to higher supply.
-

Wholesale and Retail Prices of Selected Food Commodities - 2017/07/03

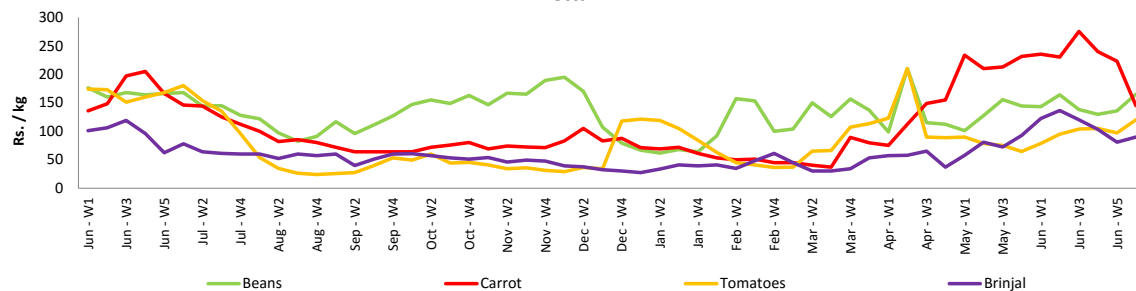
Vegetables

Item	Unit	Wholesale				Retail			
		Pettah		Dambulla		Pettah		Dambulla	
		Previous 5 Days Average	Today	Previous 5 Days Average	Today	Previous 5 Days Average	Today	Previous 5 Days Average	Today
Beans	Rs./Kg	136.00	165.00	122.00	145.00	177.00	205.00	143.00	165.00
Carrot	Rs./Kg	223.00	145.00	233.00	185.00	258.00	190.00	253.00	205.00
Cabbage	Rs./Kg	98.00	85.00	87.00	75.00	141.00	125.00	105.00	95.00
Tomatoes	Rs./Kg	97.00	120.00	83.00	95.00	127.00	165.00	102.00	115.00
Brinjal	Rs./Kg	81.00	90.00	81.00	65.00	115.00	135.00	100.00	85.00
Pumpkin	Rs./Kg	124.00	135.00	97.00	105.00	157.00	170.00	117.00	125.00
Snake gourd	Rs./Kg	118.00	135.00	77.00	65.00	156.00	180.00	97.00	85.00

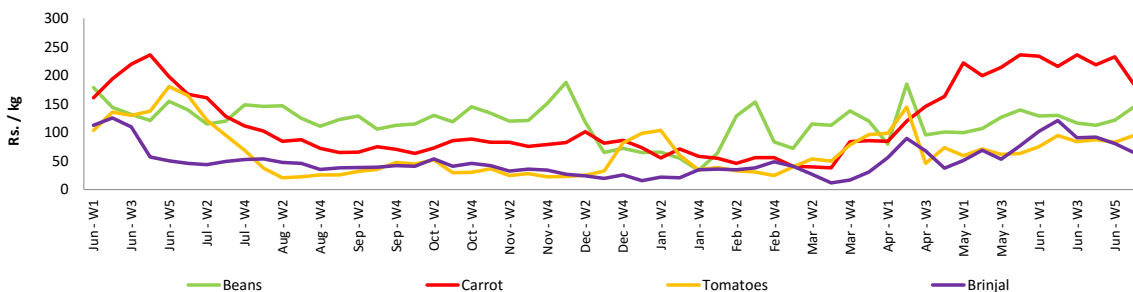
- Price increased by more than 5% compared to previous week average price.
- Price decreased by more than 5% compared to previous week average price.

Wholesale Prices

Pettah

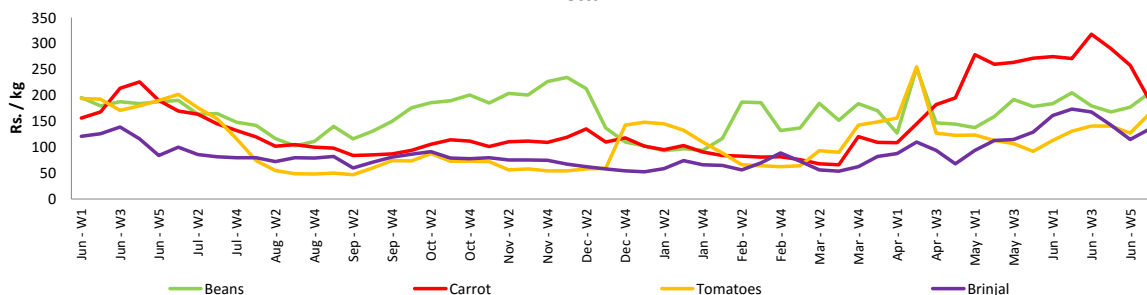


Dambulla

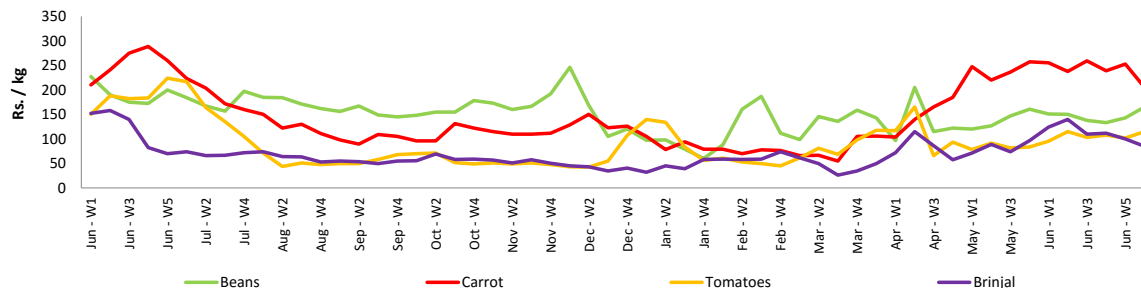


Retail Prices

Pettah



Dambulla



Wholesale and Retail Prices of Selected Food Commodities - 2017/07/03

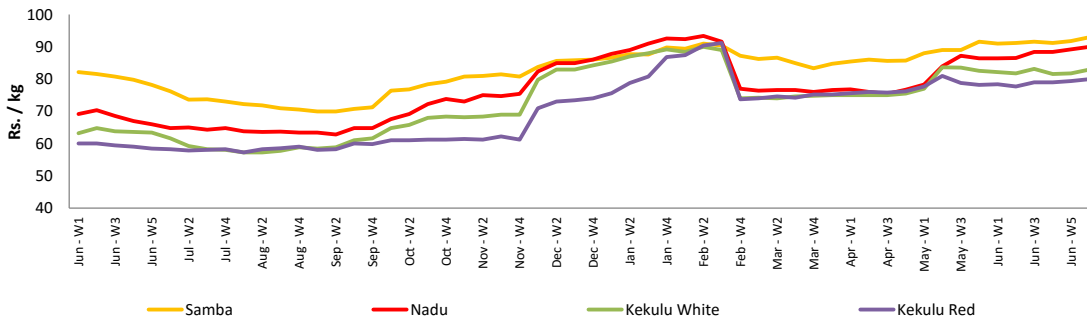
Rice

Item	Unit	Wholesale				Retail	
		Maradaghamula		Pettah		Pettah	
		Previous 5 Days Average	Today	Previous 5 Days Average	Today	Previous 5 Days Average	Today
Samba	Rs./Kg	92.00	93.00	95.00	93.00	100.00	100.00
Nadu	Rs./Kg	89.00	90.00	89.00	85.00	95.00	93.00
Kekulu White	Rs./Kg	82.00	83.00	85.00	83.00	95.00	90.00
Kekulu Red	Rs./Kg	79.00	80.00	82.00	83.00	90.00	90.00

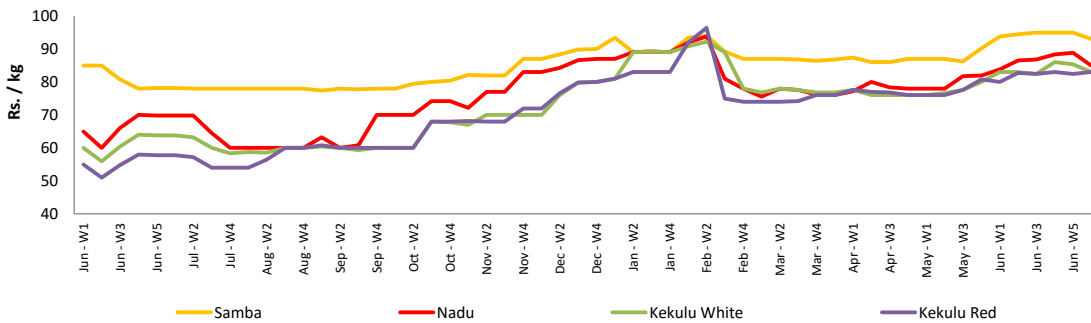
- Price increased by more than 5% compared to previous week average price.
- Price decreased by more than 5% compared to previous week average price.

Wholesale Prices

Marandaghamula

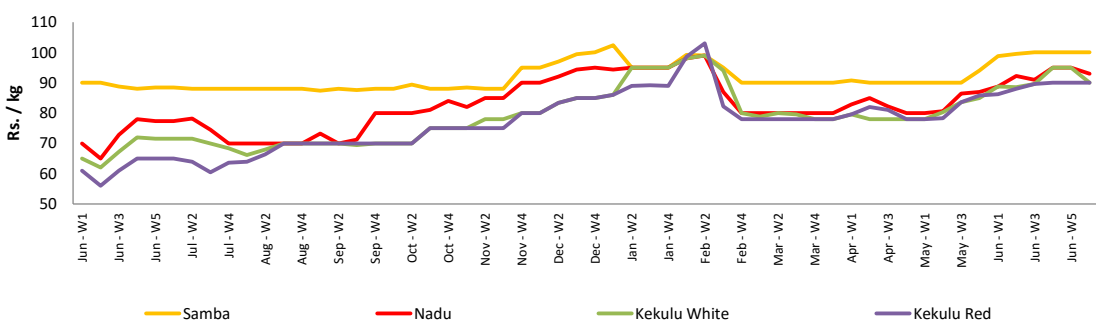


Pettah



Retail Prices

Pettah



Wholesale and Retail Prices of Selected Food Commodities - 2017/07/03

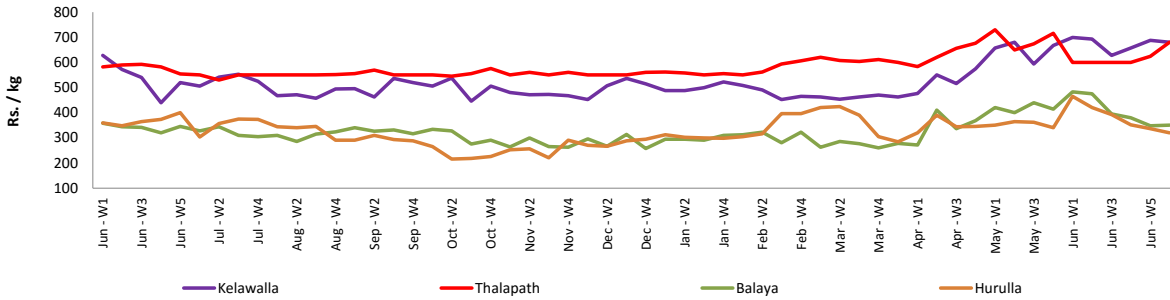
Fish

Item	Unit	Wholesale				Retail			
		Peliyagoda		Negombo		Peliyagoda		Negombo	
		Previous 5 Days Average	Today	Previous 5 Days Average	Today	Previous 5 Days Average	Today	Previous 5 Days Average	Today
Kelawalla	Rs./Kg	688.00	680.00	620.00	650.00	1013.00	1000.00	770.00	800.00
Thalpath	Rs./Kg	624.00	680.00	760.00	700.00	771.00	840.00	930.00	900.00
Balaya	Rs./Kg	348.00	350.00	272.00	260.00	450.00	460.00	410.00	400.00
Paraw	Rs./Kg	616.00	650.00	610.00	600.00	1038.00	1100.00	780.00	800.00
Salaya	Rs./Kg	152.00	160.00	152.00	100.00	212.00	220.00	242.00	180.00
Hurulla	Rs./Kg	336.00	320.00	370.00	400.00	436.00	420.00	474.00	520.00

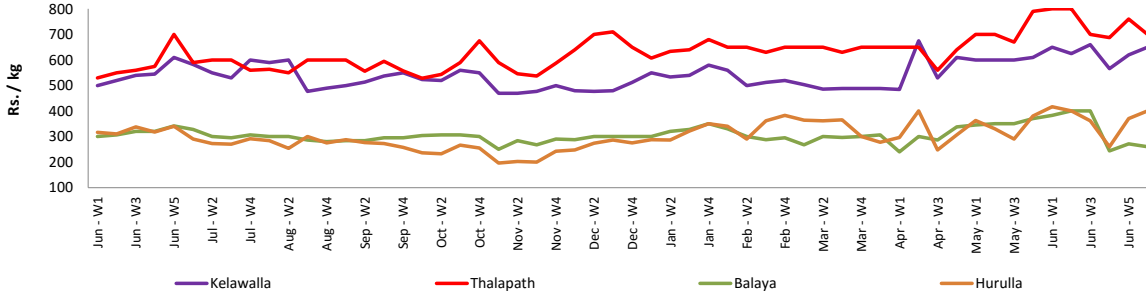
- Price increased by more than 5% compared to previous week average price.
- Price decreased by more than 5% compared to previous week average price.

Wholesale Prices

Peliyagoda

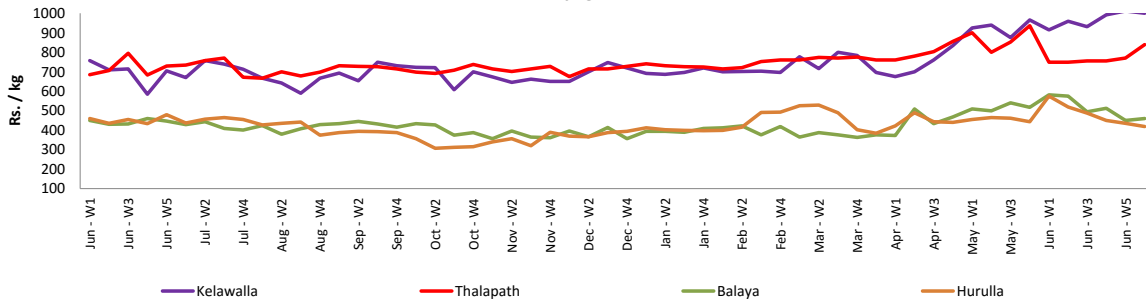


Negombo

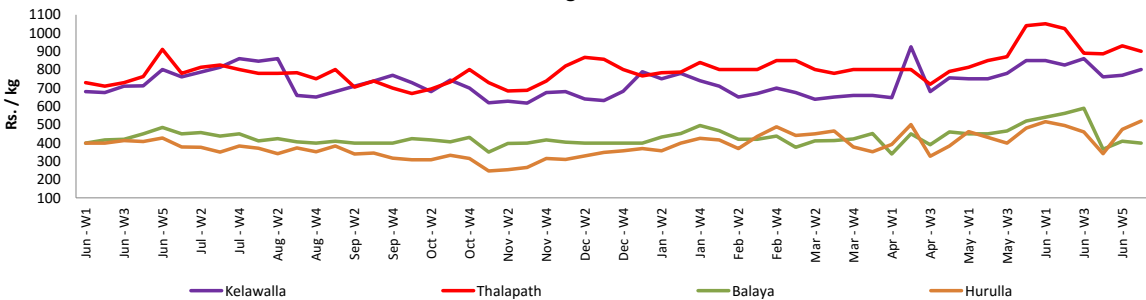


Retail Prices

Peliyagoda



Negombo



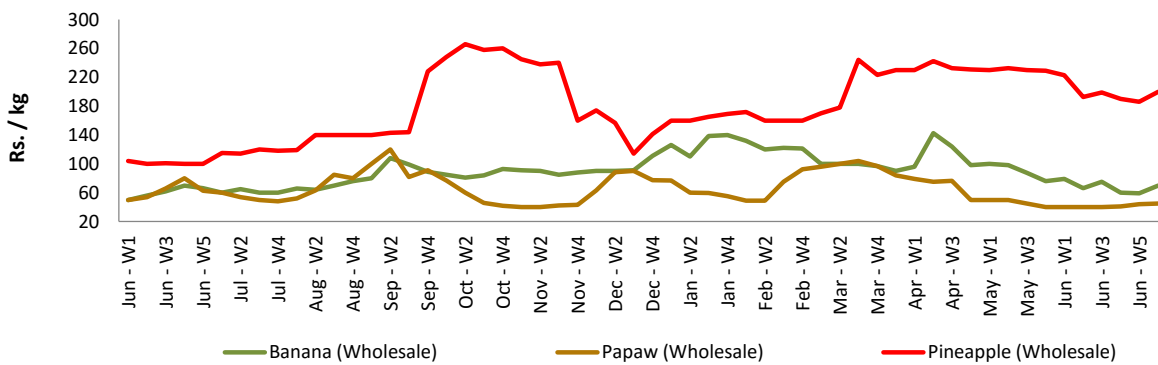
Wholesale and Retail Prices of Selected Food Commodities - 2017/07/03

Fruits

Item	Unit	Wholesale		Retail	
		Pettah			
		Previous 5 Days Average	Today	Previous 5 Days Average	Today
Banana (Sour)	Rs./Kg	59.00	70.00	96.00	100.00
Papaw	Rs./Kg	44.00	45.00	67.00	65.00
Pineapple	Rs./Kg	186.00	200.00	238.00	250.00

- Price increased by more than 5% compared to previous week average price.
- Price decreased by more than 5% compared to previous week average price.

Wholesale - Pettah



Wholesale and Retail Prices of Selected Food Commodities - 2017/07/03

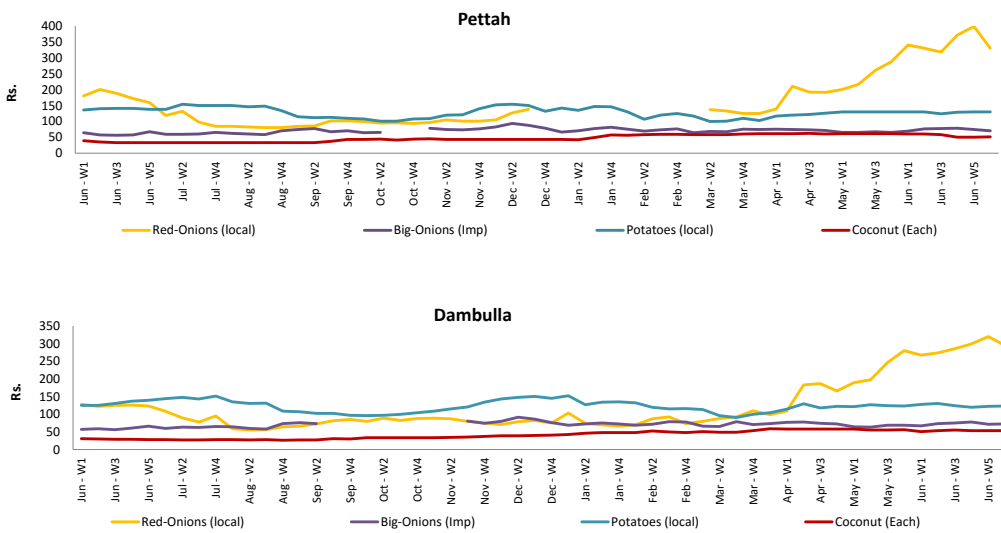
Other

Item	Unit	Wholesale				Retail			
		Pettah		Dambulla		Pettah		Dambulla	
		Previous 5 Days Average	Today	Previous 5 Days Average	Today	Previous 5 Days Average	Today	Previous 5 Days Average	Today
Red-Onions (local)	Rs./Kg	399.00	330.00	321.00	295.00	448.00	360.00	337.00	308.00
Red-Onions (Imp)	Rs./Kg	235.00	200.00	330.00	n.a.	272.00	n.a.	346.00	n.a.
Big-Onions (local)	Rs./Kg	n.a.	n.a.	n.a.	n.a.	n.a.	n.a.	n.a.	n.a.
Big-Onions (Imp)	Rs./Kg	74.00	70.00	72.00	72.00	90.00	90.00	82.00	82.00
Potatoes (local)	Rs./Kg	130.00	130.00	122.00	123.00	157.00	160.00	135.00	133.00
Potatoes (Imp)	Rs./Kg	88.00	80.00			108.00	100.00		
Dried Chillies (Imp)	Rs./Kg	160.00	180.00	157.00	175.00	210.00	220.00	170.00	188.00
Coconut	Rs./Nut	50.00	51.00	53.00	53.00	61.00	60.00	62.00	62.00
Coconut oil	Rs./Ltr	336.00	320.00			356.00	340.00		
Dhal	Rs./Kg	139.00	137.00			156.00	150.00		
Sugar	Rs./Kg	95.00	95.00			105.00	103.00		
Eggs	Rs./Each	12.00	12.00			12.80	13.00		
Katta	Rs./Kg	800.00	800.00			850.00	850.00		
Sprats	Rs./Kg	500.00	500.00			550.00	550.00		

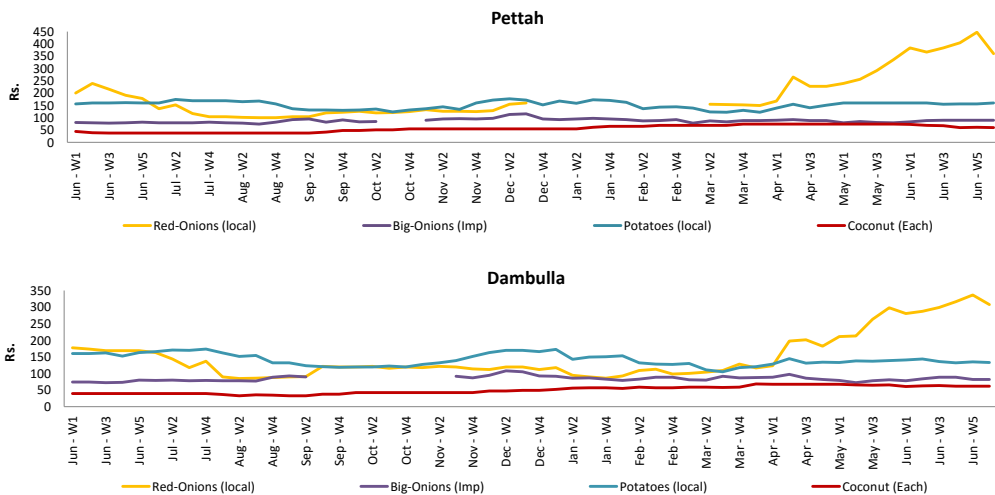
Price increased by more than 5% compared to previous week average price.

Price decreased by more than 5% compared to previous week average price.

Wholesale Prices



Retail Prices



* Prices of food commodities may vary due to quality and markets among other factors.